


CotoMOS® CT248 / CS248 / CT348 / CS348

The CT248 / CS248 / CT348 / CS348 features current switching capability to 350mA with a low on resistance of 3.5Ω Maximum. Designed for Security, Industrial Controls, Measurement and Instrumentation applications the CotoMOS® relay is capable of handling 100V load conditions. If your requirements are different please contact your Coto Applications Engineer for assistance through www.cotorelay.com.

CT248/CS248 / CT348 / CS348 Features

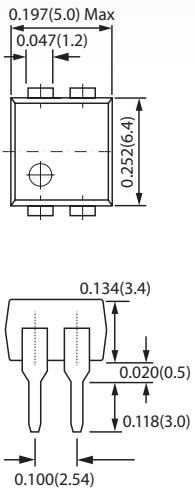
- ▶ Contact Form: 1A/2A
- ▶ Load Voltage: 100V Maximum
- ▶ Operation LED Current: 3.0mA Maximum
- ▶ Load Current: 350mA Maximum
- ▶ On-Resistance: 3.5Ω Maximum
- ▶ Output Capacitance: 37pF Typical
- ▶ Low Off-State Leakage Current: 1.0μ A Maximum
- ▶ Suffix - H for DIP/SMD I/O Breakdown Voltage: 5000Vrms Minimum



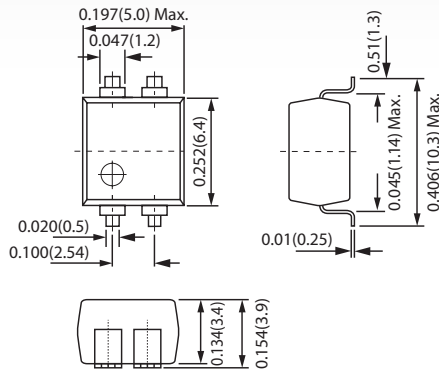
DIMENSIONS

in Inches (Millimeters)

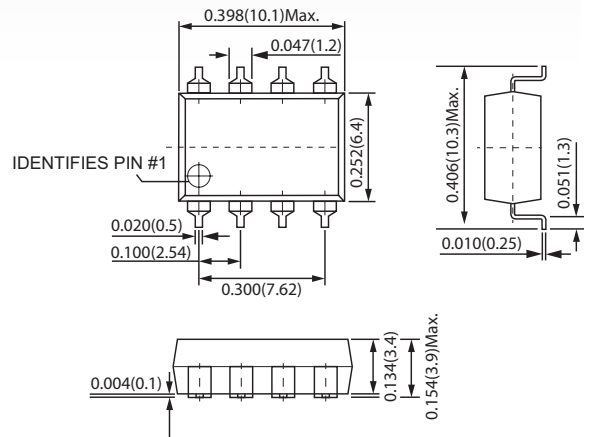
CT248



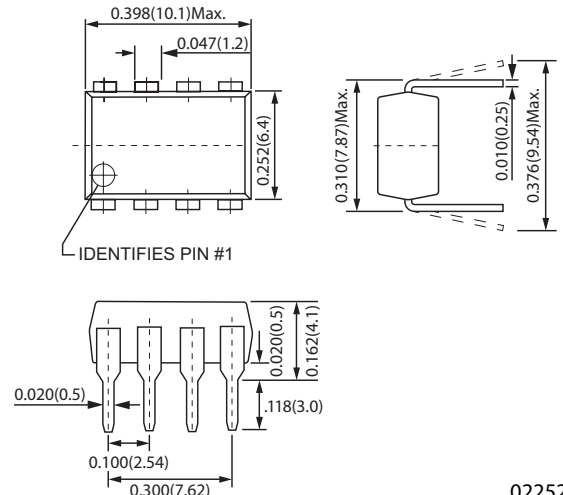
CS248



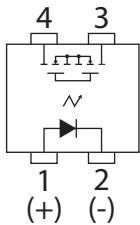
CS348



CT348

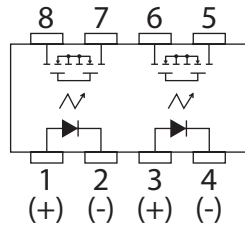


TERMINAL IDENTIFICATION



1: Anode (LED)
2: Cathode (LED)
3,4: Drain (MOSFET)

TERMINAL IDENTIFICATION



1,3: Anode (LED)
2,4: Cathode (LED)
5,6,7,8: Drain (MOSFET)

CT248 / CS248 / CT348 / CS348 MAXIMUM RATINGS (Ambient Temperature: 25°C)

Parameters	Symbol	Units	Value (DIP or SMD 4/8)
INPUT SPECIFICATIONS			
Continuous LED Current	I _F	mA	50
Peak LED Current	I _{FP}	mA	500
LED Reverse Voltage	V _R	V	5
Input Power Dissipation	P _{in}	mW	75
OUTPUT SPECIFICATIONS			
Load Voltage	V _L	V (AC peak or DC)	100
Load Current	I _L	mA	350 / 310
Peak Load Current	I _{Peak}	A	1400 / 1400
Output Power Dissipation	P _{Out}	mW	200 / 400
RELAY SPECIFICATIONS			
Total Power Dissipation	P _T	mW	225 / 450
I/O Breakdown Voltage	V _{I/O}	V _{rms}	1500
Operating Temperature	T _{Opr}	°C	-40 ~ +85
Storage Temperature	T _{Stg}	°C	-40 ~ +100

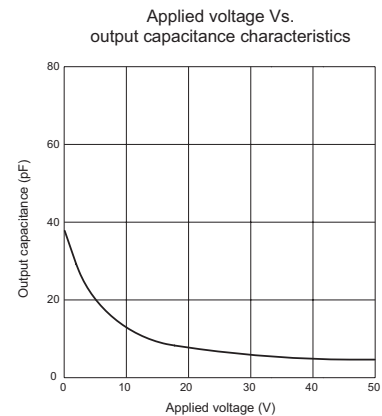
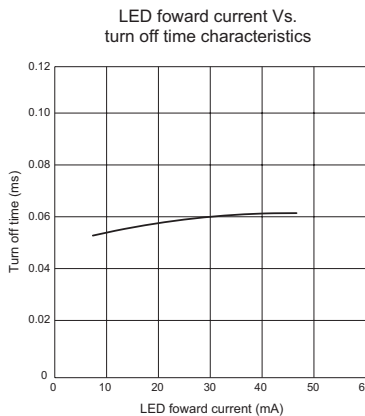
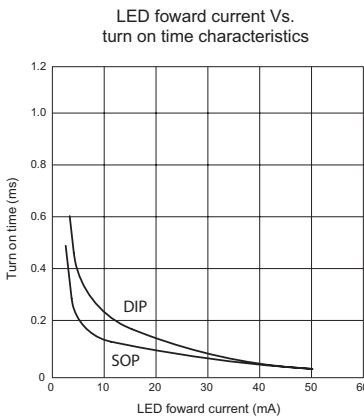
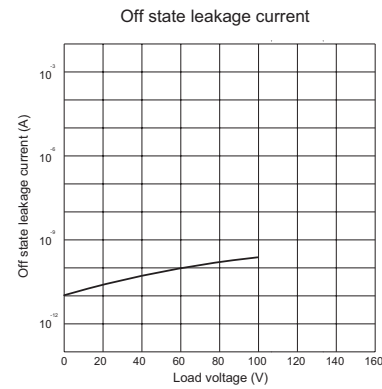
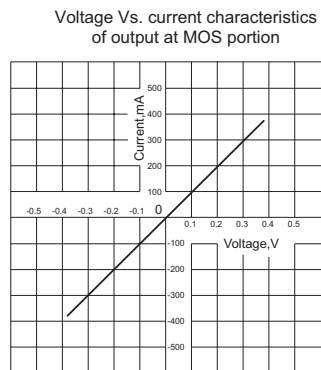
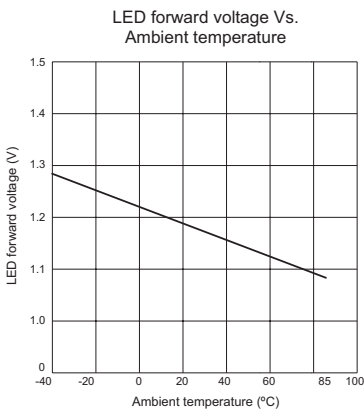
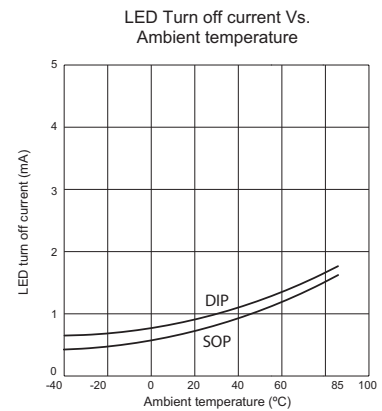
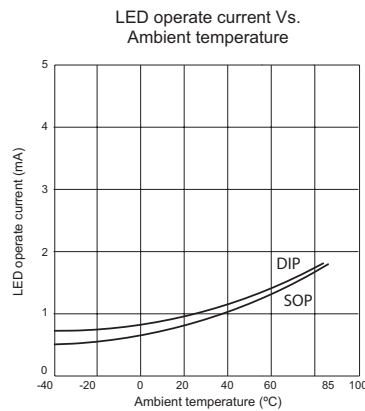
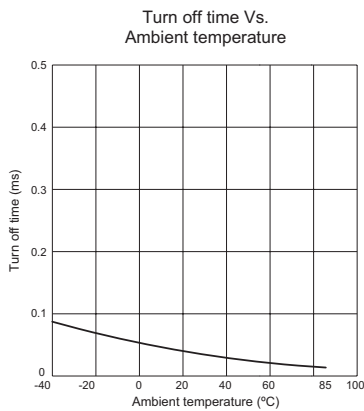
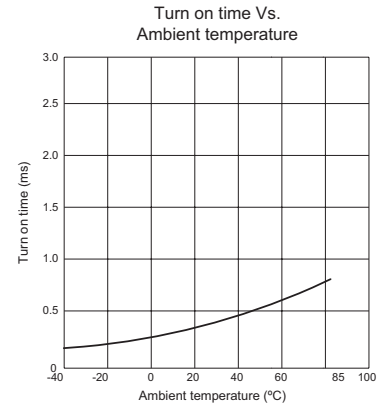
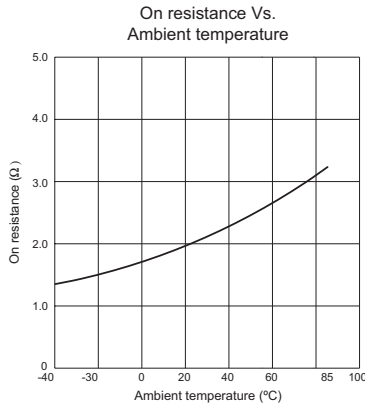
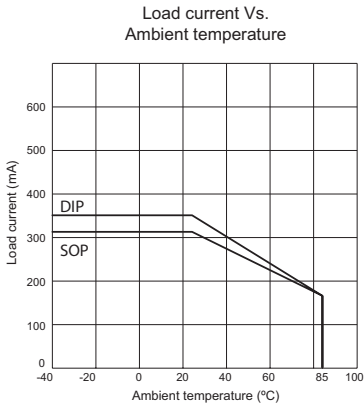
CT248 / CS248 / CT348 / CS348 ELECTRICAL SPECIFICATIONS (Ambient Temperature: 25°C)

Parameters	Symbol	Test Conditions	Units	Min	Typ	Max
INPUT						
LED Forward Voltage	V _F	I _F =10mA	V	1.0	1.17	1.5
Operation LED Current	I _{F On}		mA		0.9	3.0
Recovery LED Voltage	V _{F off}		V	0.5	1.0	
OUTPUT						
On-Resistance Drain to Drain	R _{On}	I _F =5mA, I _L =Rating Time to flow is within 1 sec.	Ω		2.0	3.5
Off-State Leakage Current	I _{Leak}	V _L =100V	μA			1.0
Output Capacitance	C _{Out}	V _L =100V, f=1MHz	pF		37	
TRANSMISSION						
Operate Time	T _{On}	I _F =10mA, I _L =Rating	ms		0.2	1.0
Recovery Time	T _{Off}	I _F =10mA, I _L =Rating	ms		0.05	1.0
COUPLED						
I/O Insulation Resistance	R _{I/O}		Ω	10 ⁹		
I/O Capacitance	C _{I/O}	f=1MHz	pF		1.3	

Environmental Ratings:

Operating Temp: -40°C to +85°C; Storage Temp: -40 to +100 C.
All electrical parameters measured at 25° C unless otherwise specified.

48 SERIES GRAPHS



X-ON Electronics

Largest Supplier of Electrical and Electronic Components

Click to view similar products for [Solid State Relays - PCB Mount](#) category:

Click to view products by [Coto](#) manufacturer:

Other Similar products are found below :

[M86F-2W](#) [M90F-2W](#) [G2-1A07-ST](#) [G2-1A07-TT](#) [G2-1B02-TT](#) [G2-DA06-ST](#) [G3CN-202PL-3-US DC12](#) [G3CN-203P DC3-28](#)
[G3RDX02SNUSDC12](#) [PLA134S](#) [DMP6202A](#) [DS11-1005](#) [AQ3A2-ZT432VDC](#) [AQV212J](#) [AQV214SD02](#) [AQV252GAJ](#) [AQW414EA](#)
[AQY212SXT](#) [AQY221N2SJ](#) [AQY221R2SJ](#) [EFR1200480A150](#) [LCA220](#) [LCB110S](#) [1618400-5](#) [SR75-1ST](#) [AQV212AJ](#) [AQV238AD01](#)
[AQW414TS](#) [AQY210SXT](#) [AQY212ST](#) [AQY214SXT](#) [AQY221N2V1YJ](#) [AQY275AXJ](#) [G2-1A02-ST](#) [G2-1A02-TT](#) [G2-1A03-ST](#) [G2-1A03-](#)
[TT](#) [G2-1A05-ST](#) [G2-1A06-TT](#) [G2-1A23-TT](#) [G2-1B01-ST](#) [G2-1B01-TT](#) [G2-1B02-ST](#) [G2-DA03-ST](#) [G2-DA03-TT](#) [G2-DA06-TT](#) [G3M-](#)
[203PL-UTU-1 DC24](#) [CPC2330N](#) [3-1617776-2](#) [CTA2425](#)