

**TW SERIES**

**(2.00 mm) .0787"**

# THROUGH-HOLE BOARD STACKERS

**SPECIFICATIONS**

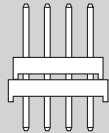
For complete specifications see [www.samtec.com?TW-TH](http://www.samtec.com?TW-TH)

- Insulator Material:** Black Liquid Crystal Polymer
- Terminal Material:** Phosphor Bronze
- Plating:** Sn or Au over 50 μ" (1.27 μm) Ni
- Current Rating:** 5.2 A per pin (2 pins powered)
- Operating Temp Range:** -55 °C to +105 °C with Tin; -55 °C to +125 °C with Gold
- RoHS Compliant:** Yes
- Lead-Free Solderable:** Yes

**Board Mates:**  
CLT, SQT, SQW, ESQT, TLE, SMM, MMS

**Cable Mates:**  
TCSD

**OTHER SOLUTIONS**

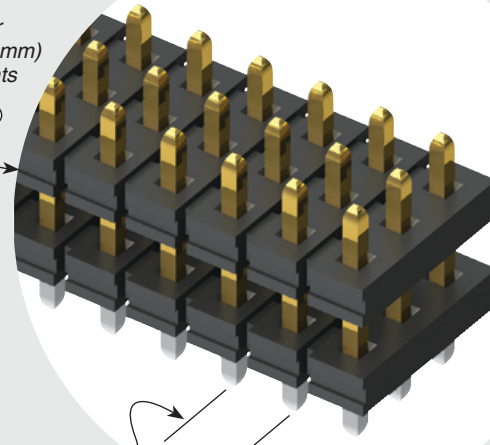


Paste In Hole (PIH) processing. Contact Samtec ASP Group.

**ALSO AVAILABLE (MOQ Required)**

- Other platings

Specify stacker height in (0.13 mm) .005" increments



Choice of one through six rows

(2.00 mm) .0787 pitch

**RECOGNITIONS**

For complete scope of recognitions see [www.samtec.com/quality](http://www.samtec.com/quality)



**Notes:**  
For added mechanical stability, Samtec recommends mechanical board spacers be used in applications with gold or selective gold plated connectors. Contact [ipg@samtec.com](mailto:ipg@samtec.com) for more information.  
This Series is non-standard, non-returnable.



02 thru 50

Specify LEAD STYLE from chart below.

- F = Gold flash on post, Matte Tin on tail
- L = 10 μ" (0.25 μm) Gold on post, Matte Tin on tail
- T = Matte Tin

- S = Single Row
- D = Double Row
- T = Triple Row
- Q = Four Row
- 5 = Five Row
- 6 = Six Row

- "XXX" = Stacker Height in inches (0.13 mm) .005" increments  
Example: -250 = (6.35 mm) .250"

- "XXX" = Tail Length in inches (0.13 mm) .005" increments  
Example: -150 = (3.81 mm) .150"  
- "XXX" = Polarized Position (Specify position to be removed)

**Other Solutions**

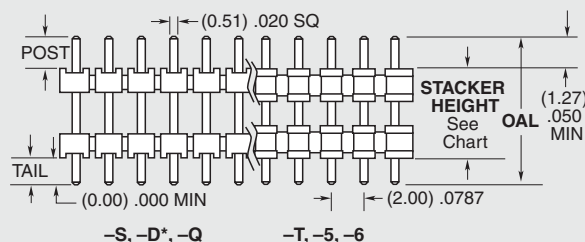
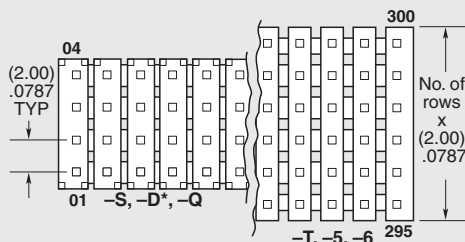
**2 mm Shunt**  
See 2SN Series.

**Surface Mount**  
See previous page.

**Low Profile**  
See TMM Series.

**Right-angle**  
See TMM Series.

**Shrouded Double Row**  
See ZLTMM Series.



LEAD STYLE	OAL
-01	(8.20) .323
-02	(9.60) .377
-03	(13.60) .535
-04	(14.10) .555
-05	(15.10) .594
-06	(17.10) .673
-07	(19.10) .751
-08	(21.10) .830
-09	(11.60) .456
-10	(15.60) .614
-11	(10.08) .397
-12	(28.19) 1.110

\* Style -08 & -12 = S & D only

ROW OPTION	STACKER HEIGHT
-S, -D*, & -Q	(3.05) .120 MIN
-T, -5, -6	(4.06) .160 MIN

\* -D with stacker height greater than (4.06 mm) .160" will not have standoffs.

Due to technical progress, all designs, specifications and components are subject to change without notice.

[WWW.SAMTEC.COM](http://WWW.SAMTEC.COM)

All parts within this catalog are built to Samtec's specifications. Customer specific requirements must be approved by Samtec and identified in a Samtec customer-specific drawing to apply.

## X-ON Electronics

Largest Supplier of Electrical and Electronic Components

*Click to view similar products for [Board to Board & Mezzanine Connectors](#) category:*

*Click to view products by [Samtec](#) manufacturer:*

Other Similar products are found below :

[10135583-642402LF](#) [89885-310LF](#) [589158040000018](#) [6-1393048-0](#) [68683-613](#) [MDF7-12DP-2.54DSA](#) [MDF7-18P-2.54DSA\(01\)](#) [MDF7-20DP-2.54DSA](#) [MDF7-26D-2.54DSA\(55\)](#) [MDF7-3P-2.54DSA\(01\)](#) [MDF7B-3P-2.54DSA\(55\)](#) [MDF7C-11P-2.54DSA\(55\)](#) [MDF7C-18P-2.54DSA\(55\)](#) [MDF7C-5P-2.54DSA\(01\)](#) [MDF7P-5P-2.54DSA\(55\)](#) [75234-0516](#) [FCN-230C068-11](#) [FCN-268F012-G/BD](#) [FCN-268F036-G/BD](#) [FCN-268M012-G/0D](#) [FCN-268M024-G/1D](#) [FCN-360C008-C](#) [FCN-360C040-C](#) [FCN-723J004/1](#) [MIS-048-01-F-D-DP-K](#) [832-10-034-10-001000](#) [93696-325LF](#) [11828-1FA](#) [AXK630345P](#) [18097-0013](#) [ICA-328STT](#) [2007042-2](#) [304400-2](#) [FCN-214Q030-G/0](#) [FCN-215Q040-G/0](#) [FCN-230C068-ESA](#) [FCN-234P048-G/0](#) [FCN-235D050-G/C](#) [FCN-360A3](#) [FCN-360C040-B](#) [210-93-314-41-105000](#) [2-22603-0](#) [379-064-521-202](#) [MDF7-12P-2.54DSA\(01\)](#) [MDF7-16P-2.54DS\(56\)](#) [MDF7-40DP-2.54DSA\(55\)](#) [MDF7-8P-2.54DSA\(55\)](#) [MDF7B-16P-2.54DSA\(55\)](#) [AXG720047](#) [5031084030](#)