

# SCHOTTKY BARRIER DIODE

## Features

- Low forward current
- Guard ring protected
- Low diode capacitance.

## APPLICATIONS

- Ultra high-speed switching
- Voltage clamping
- Protection circuits.
- Blocking diodes.

## DESCRIPTION

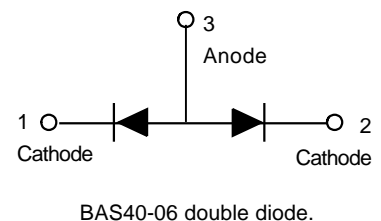
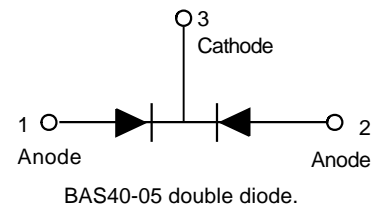
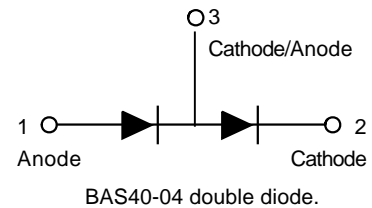
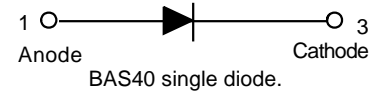
Planar Schottky barrier diodes with an integrated guard ring for stress protection.

We declare that the material of product compliance with RoHS requirements.

## ORDERING INFORMATION

Device	Marking	Shipping
LBAS40LT1G	B1	3000 Tape & Reel
LBAS40LT3G	B1	10000 Tape & Reel
LBAS40-04LT1G	CB	3000 Tape & Reel
LBAS40-04LT3G	CB	10000 Tape & Reel
LBAS40-05LT1G	45	3000 Tape & Reel
LBAS40-05LT3G	45	10000 Tape & Reel
LBAS40-06LT1G	L2	3000 Tape & Reel
LBAS40-06LT3G	L2	10000 Tape & Reel

## LBAS40LT1G Series



## LBAS40LT1G Series

### MAXIMUM RATINGS ( $T_A = 25^\circ\text{C}$ )

Parameter	Symbol	Min.	Max.	Unit	Conditions
Continuous reverse voltage	$V_R$	–	40	V	
Continuous forward current	$I_F$	–	120	mA	
Repetitive Peak forward surge current	$I_{FSM}$	–	120	mA	$t_p \leq 1\text{s}; \delta \leq 0.5$
Non-repetitive peak forward current	$I_{FSM}$	–	200	mA	$t_p < 10\text{ms}$
Storage temperature	$T_{stg}$	-65	+150	$^\circ\text{C}$	
Junction temperature	$T_j$	–	150	$^\circ\text{C}$	
Operating ambient temperature	$T_{amb}$	-65	+150	$^\circ\text{C}$	

### DEVICE MARKING

LBAS40LT1G=B1 LBAS40-04LT1G=CB LBAS40-05LT1G=45 LBAS40-06LT1G=L2

### ELECTRICAL CHARACTERISTICS ( $T_A = 25^\circ\text{C}$ )

Parameter	Symbol	Max.	Unit	Conditions
Forward voltage(Fig.1)	$V_F$	400	mV	$I_F=1\text{mA}$
		560	mV	$I_F=10\text{mA}$
		1	v	$I_F=40\text{mA}$
Reverse current(Fig.2 :note1)	$I_R$	1	$\mu\text{A}$	$V_R=30\text{V}$
		10	$\mu\text{A}$	$V_R=40\text{V}$
Diode capacitance(Fig.4)	$C_d$	5	pF	$f=1\text{MHz}; V_R=0$

Note:

1. Pulse test:  $t_p=300\mu\text{s}; \delta=0.02$ .

### THERMAL CHARACTERISTICS

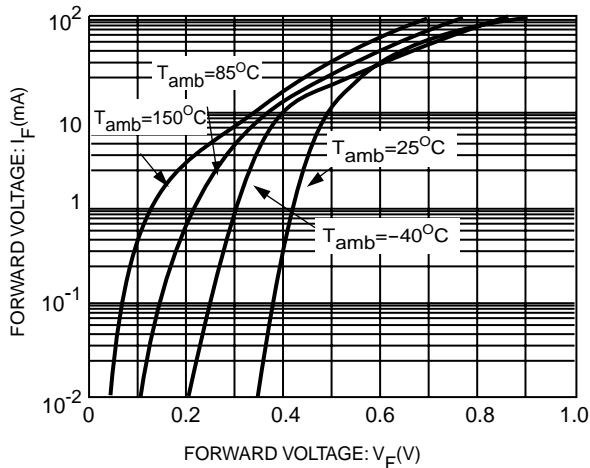
PARAMETER	SYMBOL	VALUE	UNIT	CONDITIONS
Thermal resistance from junction to ambient	$R_{th\ j-a}$	500	k/w	note1

Note

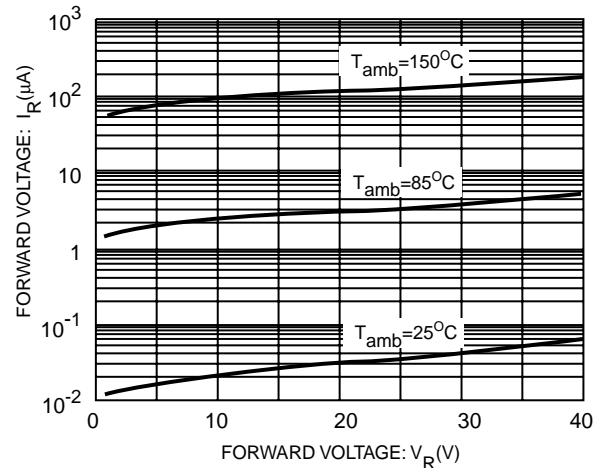
1. Refer to SOT23 or SOT143B standard mounting conditions.

## LBAS40LT1G Series

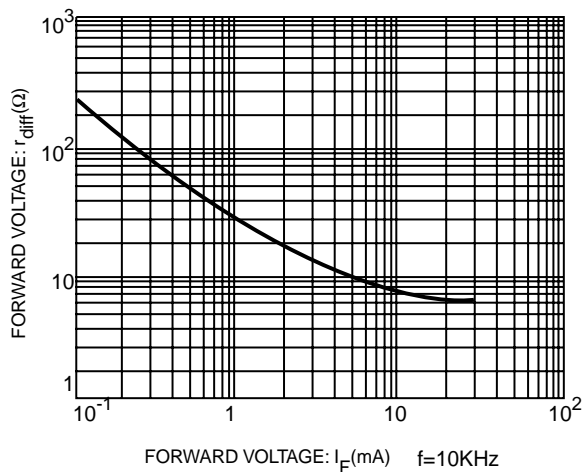
Electrical characteristic curves ( $T_A = 25^\circ\text{C}$ )



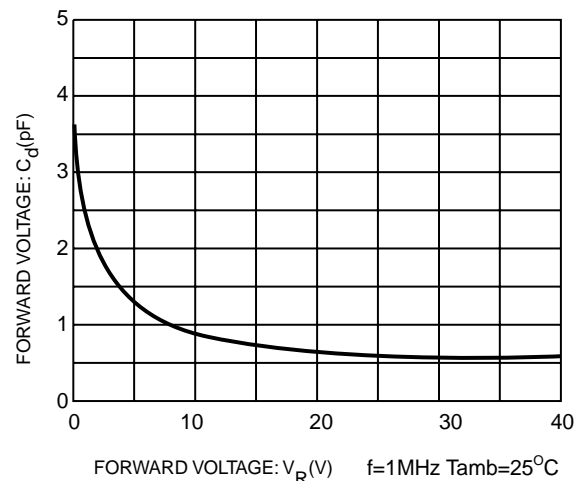
**Fig.1 Forward current as a function of forward voltage; typical values.**



**Fig.2 Reverse current as a function of reverse voltage; typical values.**



**Fig.3 Differential forward resistance as a function of forward current; typical values.**



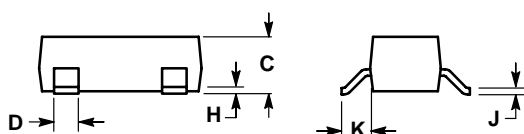
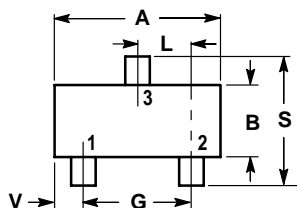
**Fig.4 Diode capacitance as a function of reverse voltage; typical values.**

# LBAS40LT1G Series

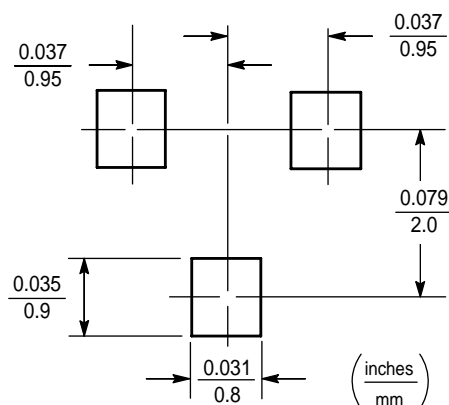
## SOT-23

### NOTES:

1. DIMENSIONING AND TOLERANCING PER ANSI Y14.5M,1982
2. CONTROLLING DIMENSION: INCH.



DIM	INCHES		MILLIMETERS	
	MIN	MAX	MIN	MAX
A	0.1102	0.1197	2.80	3.04
B	0.0472	0.0551	1.20	1.40
C	0.0350	0.0440	0.89	1.11
D	0.0150	0.0200	0.37	0.50
G	0.0701	0.0807	1.78	2.04
H	0.0005	0.0040	0.013	0.100
J	0.0034	0.0070	0.085	0.177
K	0.0140	0.0285	0.35	0.69
L	0.0350	0.0401	0.89	1.02
S	0.0830	0.1039	2.10	2.64
V	0.0177	0.0236	0.45	0.60



## X-ON Electronics

Largest Supplier of Electrical and Electronic Components

*Click to view similar products for [Schottky Diodes & Rectifiers](#) category:*

*Click to view products by [Leshan](#) manufacturer:*

Other Similar products are found below :

[CUS06\(Te85L,Q,M\)](#) [D1FH3-5063](#) [MBR0530L-TP](#) [MBR10100CT-BP](#) [MBR30H100MFST1G](#) [MMBD301M3T5G](#) [PMAD1103-LF](#)  
[PMAD1108-LF](#) [RB160M-50TR](#) [RB520S-30](#) [RB551V-30](#) [DD350N18K](#) [DZ435N40K](#) [DZ600N16K](#) [BAS16E6433HTMA1](#) [BAS 3010S-](#)  
[02LRH E6327](#) [BAT 54-02LRH E6327](#) [IDL02G65C5XUMA1](#) [NSR05F40QNXT5G](#) [JANS1N6640](#) [SB07-03C-TB-H](#) [SB1003M3-TL-W](#)  
[SBAT54CWT1G](#) [SBM30-03-TR-E](#) [SK32A-LTP](#) [SK33A-TP](#) [SK34A-TP](#) [SK34B-TP](#) [SMD1200PL-TP](#) [ACDBN160-HF](#) [SS3003CH-TL-E](#)  
[STPS30S45CW](#) [PDS3100Q-7](#) [GA01SHT18](#) [CRS10I30A\(Te85L,QM\)](#) [MBR1240MFST1G](#) [MBRB30H30CT-1G](#) [BAS28E6433HTMA1](#) [BAS](#)  
[70-02L E6327](#) [HSB123JTR-E](#) [JANTX1N5712-1](#) [VS-STPS40L45CW-N3](#) [DD350N12K](#) [SB007-03C-TB-E](#) [SB10015M-TL-E](#) [SB1003M3-TL-](#)  
[E](#) [SK110-LTP](#) [SK154-TP](#) [SK32A-TP](#) [SK33B-TP](#)