

# SS12D THRU SS110D

## SURFACE MOUNT SCHOTTKY BARRIER RECTIFIERS

Reverse Voltage - 20 to 100 V

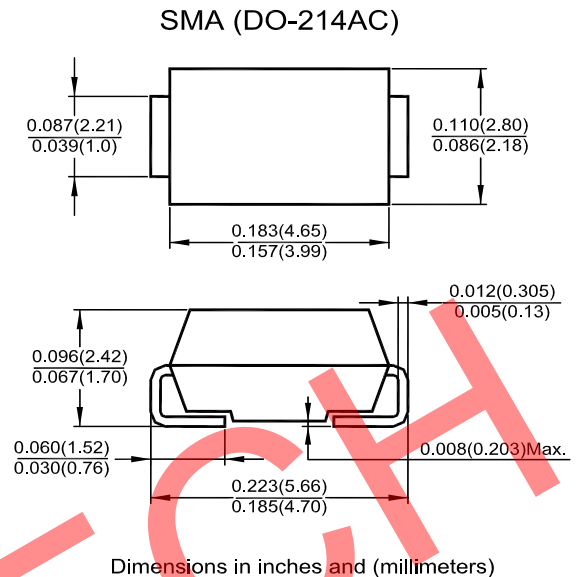
Forward Current - 1 A

### Features

- Plastic package has Underwriters Laboratory Flammability Classification 94V-0
- For surface mounted applications
- Metal silicon junction, majority carrier conduction
- Built-in strain relief, ideal for automated placement
- Low power loss, high efficiency.
- High forward surge current capability

### Mechanical Data

- **Case:** SMA (DO-214AC) molded plastic body
- **Terminals:** leads solderable per MIL-STD-750, Method 2026
- **Polarity:** color band denotes cathode end



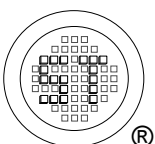
### Maximum Ratings and Electrical Characteristics

Ratings at 25°C ambient temperature unless otherwise specified. Single phase, half wave, resistive or inductive load, for capacitive load, derate by 20 %

Parameter	Symbols	SS12D	SS13D	SS14D	SS15D	SS16D	SS18D	SS110D	Unit
Maximum Repetitive Peak Reverse Voltage	$V_{RRM}$	20	30	40	50	60	80	100	V
Maximum RMS Voltage	$V_{RMS}$	14	21	28	35	42	56	70	V
Maximum DC Blocking Voltage	$V_{DC}$	20	30	40	50	60	80	100	V
Maximum Average Forward Rectified Current	$I_{F(AV)}$	1							A
Peak Forward Surge Current 8.3 ms Single Half Sine-wave Superimposed on Rated Load (JEDEC Method)	$I_{FSM}$	30							A
Maximum Instantaneous Forward Voltage at 1 A	$V_F$	0.55		0.75		0.85		V	
Maximum DC Reverse Current at Rated DC Blocking Voltage	$I_R$	0.5							mA
$T_a = 25^\circ\text{C}$ $T_a = 100^\circ\text{C}$		20							
Typical Junction Capacitance <sup>1)</sup>	$C_j$	110							pF
Typical Thermal Resistance <sup>2)</sup>	$R_{\theta JA}$	88							°C/W
Operating Junction Temperature Range	$T_j$	- 55 to + 125							°C
Storage Temperature Range	$T_{stg}$	- 55 to + 150							°C

<sup>1)</sup> Measured at 1MHz and applied reverse voltage of 4 V D.C.

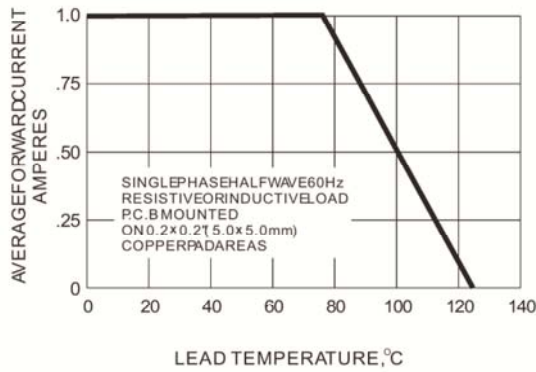
<sup>2)</sup> P.C.B. mounted with 0.2 X 0.2" (5 X 5 mm) copper pad areas.



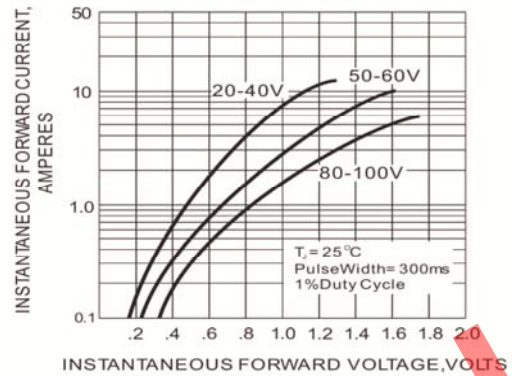
**SEMTECH ELECTRONICS LTD.**



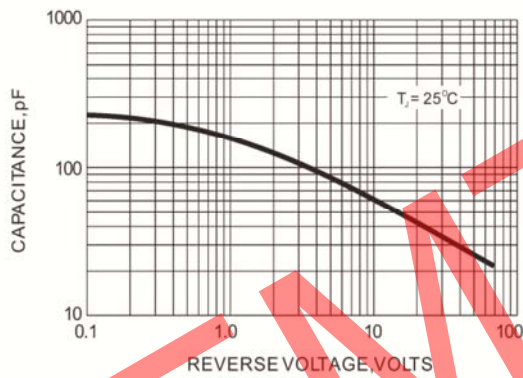
# SS12D THRU SS110D



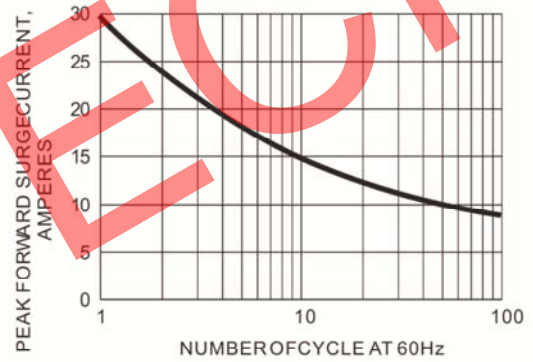
FORWARD CURRENT DERATING CURVE



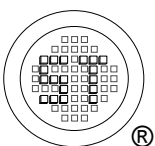
TYPICAL INSTANTANEOUS FORWARD CHARACTERISTIC



TYPICAL JUNCTION CAPACITANCE



MAXIMUM NON-REPETITIVE PEAK FORWARD SURGE CURRENT



**SEMTECH ELECTRONICS LTD.**



## X-ON Electronics

Largest Supplier of Electrical and Electronic Components

*Click to view similar products for [Schottky Diodes & Rectifiers](#) category:*

*Click to view products by [Semtech](#) manufacturer:*

Other Similar products are found below :

[CUS06\(Te85L,Q,M\)](#) [D1FH3-5063](#) [MBR0530L-TP](#) [MBR10100CT-BP](#) [MBR30H100MFST1G](#) [MMBD301M3T5G](#) [PMAD1103-LF](#)  
[PMAD1108-LF](#) [RB160M-50TR](#) [RB520S-30](#) [RB551V-30](#) [DD350N18K](#) [DZ435N40K](#) [DZ600N16K](#) [BAS16E6433HTMA1](#) [BAS 3010S-](#)  
[02LRH E6327](#) [BAT 54-02LRH E6327](#) [IDL02G65C5XUMA1](#) [NSR05F40QNXT5G](#) [JANS1N6640](#) [SB07-03C-TB-H](#) [SB1003M3-TL-W](#)  
[SBAT54CWT1G](#) [SBM30-03-TR-E](#) [SK32A-LTP](#) [SK33A-TP](#) [SK34A-TP](#) [SK34B-TP](#) [SMD1200PL-TP](#) [ACDBN160-HF](#) [SS3003CH-TL-E](#)  
[STPS30S45CW](#) [PDS3100Q-7](#) [GA01SHT18](#) [CRS10I30A\(Te85L,QM\)](#) [MBR1240MFST1G](#) [MBRB30H30CT-1G](#) [BAS28E6433HTMA1](#) [BAS](#)  
[70-02L E6327](#) [HSB123JTR-E](#) [JANTX1N5712-1](#) [VS-STPS40L45CW-N3](#) [DD350N12K](#) [SB007-03C-TB-E](#) [SB10015M-TL-E](#) [SB1003M3-TL-](#)  
[E](#) [SK110-LTP](#) [SK154-TP](#) [SK32A-TP](#) [SK33B-TP](#)