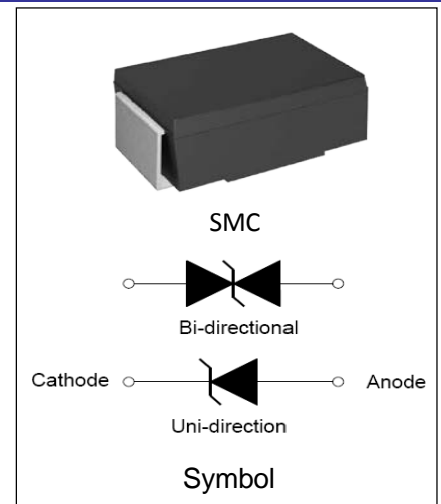


## APPLICATIONS

- ✧ Auto power systems
- ✧ Can bus
- ✧ Audio, video and GPS
- ✧ ABS powers

## FEATURES:

- ✧ Glass passivated or planar junction
- ✧ Lower clamping voltage.
- ✧ High temperature soldering: 260°C/10s at terminals.
- ✧ Plastic package has Underwriters Laboratory Flammability 94V-0.
- ✧ Surface mount DO-214AB



## IEC COMPATIBILITY

- ✧ ISO16750-2 P5A 12V system (87V/2 Ω/150ms 10c )

## ABSOLUTE MAXIMUM RATINGS (T<sub>A</sub>=25°C, RH=45%-75%, unless otherwise noted)

Parameter	Symbol	Value	Unit
Storage temperature range	T <sub>stg</sub>	-55 to +150	°C
Operating junction temperature range	T <sub>j</sub>	-55 to +125	°C
Steady state power dissipation at T <sub>L</sub> =75°C	P <sub>M(AV)</sub>	8.0	W
Peak pulse power dissipation on ISO7637 P5A	12V system 87V/2 Ω/150ms		

**ELECTRICAL CHARACTERISTICS** ( $T_A=25^{\circ}\text{C}$ )

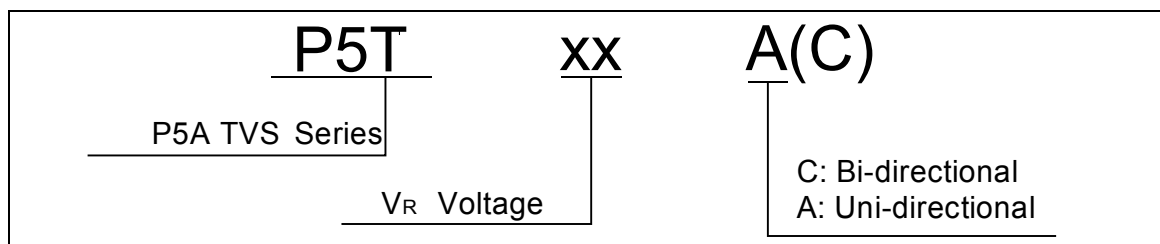
Part Number		Marking		$V_R$	$I_R@V_R$	$V_{BR}@I_T$		$I_T$	$V_C@I_{PP}$	$I_{PP}^{①}$
Uni-Polar	Bi-Polar	Uni	Bi	V	$\mu\text{A}$	min(V)	max(V)	mA	max(V)	A
P5T15A	P5T15C	P15A	P15C	15	50	16.70	18.60	5	24.4	205
P5T16A	P5T16C	P16A	P16C	16	50	17.80	19.80	5	26.0	192
P5T18A	P5T18C	P18A	P18C	18	30	20.00	22.20	5	29.2	175
P5T20A	P5T20C	P20A	P20C	20	5	22.20	24.50	5	32.4	203
P5T22A	P5T22C	P22A	P22C	22	5	24.40	26.90	5	35.5	185
P5T24A	P5T24C	P24A	P24C	24	5	26.70	29.50	5	38.9	170
P5T26A	P5T26C	P26A	P26C	26	5	28.90	31.90	5	42.1	157
P5T30A	P5T30C	P30A	P30C	30	5	33.30	36.80	5	48.4	136
P5T33A	P5T33C	P33A	P33C	33	5	36.70	40.60	5	53.3	124
P5T36A	P5T36C	P36A	P36C	36	5	40.00	44.20	5	58.1	113
P5T40A	P5T40C	P40A	P40C	40	5	44.40	49.10	5	64.5	102
P5T43A	P5T43C	P43A	P43C	43	5	47.80	52.80	5	69.4	95

 ① Surge waveform: 10/1000 $\mu\text{s}$ 
 $V_R$ : Stand-off Voltage -- Maximum voltage that can be applied

 $V_{BR}$ : Breakdown Voltage

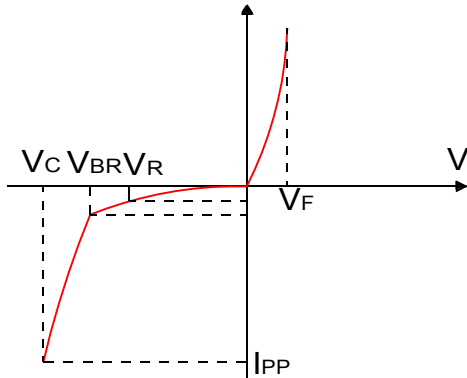
 $V_C$ : Clamping Voltage -- Peak voltage measured across the suppressor at a specified  $I_{PP}$ 
 $I_R$ : Reverse Leakage Current

☆ : Commonly used models

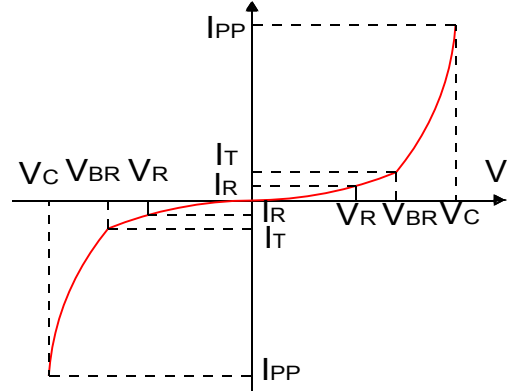
**ORDERING INFORMATION**


**RATINGS AND V-I CHARACTERISTICS CURVES** ( $T_A=25^\circ\text{C}$ , unless otherwise noted)

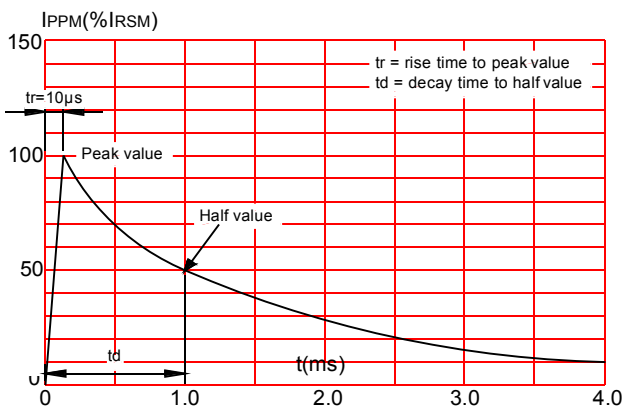
**FIG.1:V- I curve characteristics (Uni-directional)**



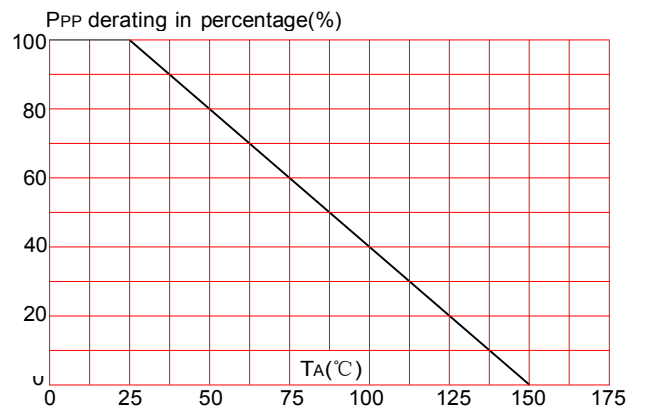
**FIG.2:V- I curve characteristics (Bi-directional)**



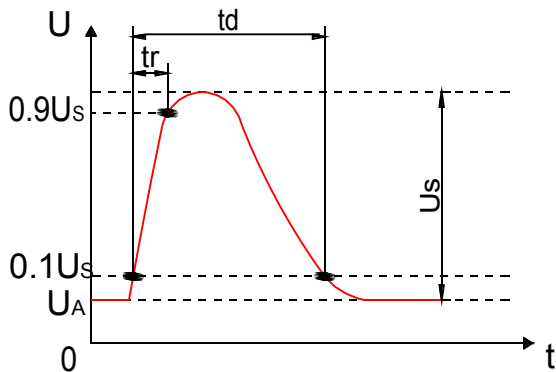
**FIG.3: Pulse waveform**



**FIG.4: Pulse derating curve**



**FIG.6: ISO16750 -2 test pulse 5A**

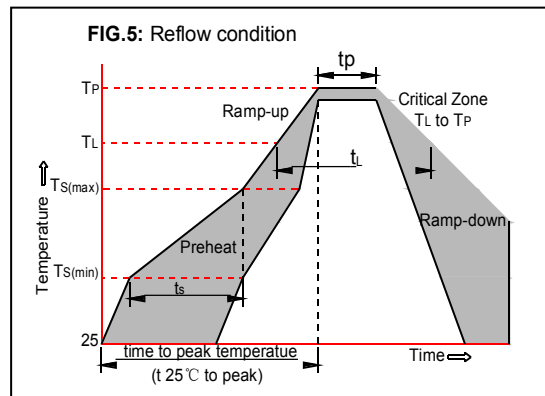
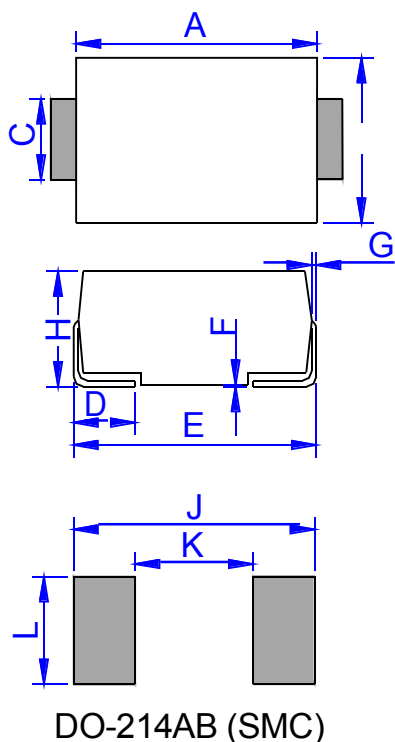


**FIG.7: Parameters for test pulse 5a**

Parameter	12V system	24V system
$U_s$	79V to 101V	151V to 202V
$R_i$	0.5 $\Omega$ to 4 $\Omega$	1 $\Omega$ to 8 $\Omega$
$t_d$	40ms to 400ms	100ms to 350ms
$t_r$	5-10ms	5-10ms

**SOLDERING PARAMETERS**

Reflow Condition		Pb-Free assembly (see FIG.5)
Pre Heat	-Temperature Min ( $T_{s(min)}$ )	+150°C
	-Temperature Max( $T_{s(max)}$ )	+200°C
	-Time (Min to Max) ( $t_s$ )	60-180 secs.
Average ramp up rate (Liquid us Temp ( $T_L$ ) to peak)		3°C/sec. Max
$T_{s(max)}$ to $T_L$ - Ramp-up Rate		3°C/sec. Max
Reflow	-Temperature( $T_L$ )(Liquid us)	+217°C
	-Temperature( $t_L$ )	60-150 secs.
Peak Temp ( $T_p$ )		+260(+0/-5)°C
Time within 5°C of actual Peak Temp ( $t_p$ )		30 secs. Max
Ramp-down Rate		6°C/sec. Max
Time 25°C to Peak Temp ( $T_p$ )		8 min. Max
Do not exceed		+260°C


**PACKAGE MECHANICAL DATA**


Ref.	Dimensions			
	Millimeters		Inches	
	Min.	Max.	Min.	Max.
A	6.60	7.11	0.260	0.280
B	5.59	6.20	0.220	0.244
C	2.75	3.20	0.108	0.126
D	0.76	1.52	0.030	0.060
E	7.74	8.13	0.305	0.320
F	0.051	0.203	0.002	0.008
G	0.15	0.31	0.006	0.012
H	2.15	2.62	0.085	0.103
J	8.12		0.320	
K		4.69		0.185
L	3.07		0.121	

## X-ON Electronics

Largest Supplier of Electrical and Electronic Components

*Click to view similar products for [ESD Suppressors / TVS Diodes](#) category:*

*Click to view products by [Bourne](#) manufacturer:*

Other Similar products are found below :

[NTE4902](#) [P4SMAJ15A](#) [P4SMAJ26A](#) [SMAJ400CA-TP](#) [TGL34-47CA](#) [ESDAULC45-1BF4](#) [SM1605E3/TR13](#) [SMF20A-TP](#) [P4SMAJ12A](#)  
[CPDUR24V-HF](#) [CPDQC5V0USP-HF](#) [CPDQC5V0-HF](#) [MPLAD30KP45CAE3](#) [MMBZ27VCLQ-7-F](#) [MMAD1108/TR13](#) [MPLAD30KP24A](#)  
[ACPDQC5V0R-HF](#) [DFLT170A-7](#) [NTE4900](#) [NTE4926](#) [NTE4938](#) [SMF22A-TP](#) [SMF12A-TP](#) [SLVU2.8-TP](#) [SMLJ6.5CA-TP](#) [SMAJ6.5CA-](#)  
[TP](#) [MMAD1108E3/TR13](#) [D5V0M1U2LP3-7](#) [SMAJ400A-TP](#) [AOZ8811DT-03](#) [AOZ8831DI-05](#) [AOZ8831DT-03](#) [SMAJ188CA](#) [3SMC33CA](#)  
[BK](#) [CPDQC3V3C-HF](#) [CPDQC12VE-HF](#) [MPLAD30KP170CA](#) [82357120100](#) [5.0SMLJ15CA-TP](#) [5KP18A-TP](#) [P6KE8.2A-TP](#)  
[MPLAD30KP43CAE3](#) [SMAJ43A-TP](#) [D5V0F6U8LP33-7](#) [TVS5501V10MUT5G](#) [5.0SMLJ24CA-TP](#) [SMAJ110CA-TP](#) [MPLAD15KP75CAE3](#)  
[MMAD1103e3/TR13](#) [DFLT40AQ-7](#)