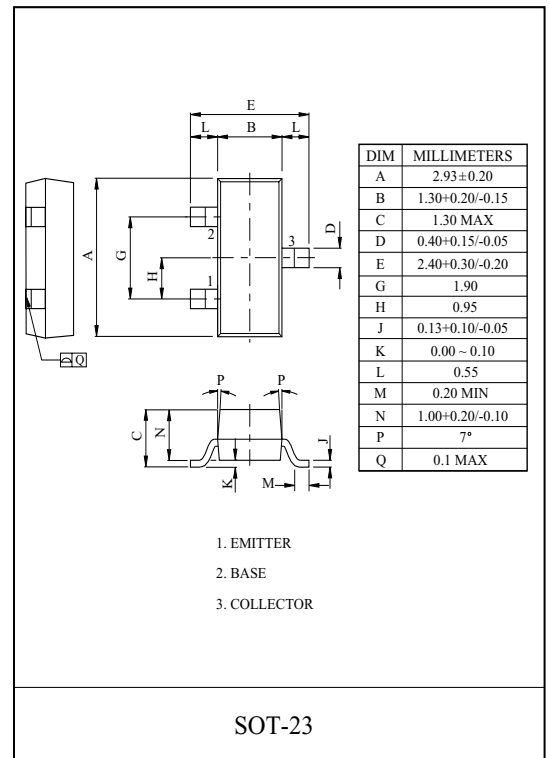
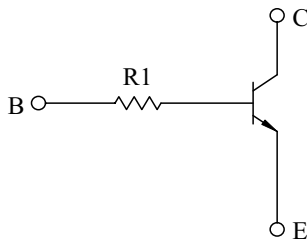


SWITCHING APPLICATION.
INTERFACE CIRCUIT AND DRIVER CIRCUIT APPLICATION.

FEATURES

- With Built-in Bias Resistors.
- Simplify Circuit Design.
- Reduce a Quantity of Parts and Manufacturing Process.

EQUIVALENT CIRCUIT



MAXIMUM RATING (Ta=25)

CHARACTERISTIC	SYMBOL	RATING	UNIT
Collector-Base Voltage	V _{CBO}	50	V
Collector-Emitter Voltage	V _{CEO}	50	V
Emitter-Base Voltage	V _{EBO}	5	V
Collector Current	I _C	100	mA

CHARACTERISTIC	SYMBOL	RATING	UNIT
Collector Power Dissipation	P _C	200	mW
Junction Temperature	T _j	150	
Storage Temperature Range	T _{stg}	-55 150	

ELECTRICAL CHARACTERISTICS (Ta=25)

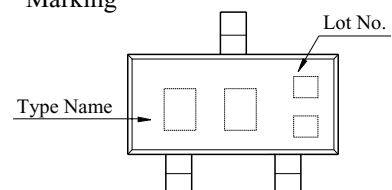
CHARACTERISTIC	SYMBOL	TEST CONDITION	MIN.	TYP.	MAX.	UNIT	
Collector Cut-off Current	I _{CBO}	V _{CB} =50V, I _E =0	-	-	100	nA	
Emitter Cut-off Current	I _{EBO}	V _{EB} =5V, I _C =0	-	-	100	nA	
DC Current Gain	h _{FE}	V _{CE} =5V, I _C =1mA	120	-	-		
Collector-Emitter Saturation Voltage	V _{CE(sat)}	I _C =10mA, I _B =0.5mA	-	0.1	0.3	V	
Transition Frequency	f _T *	V _{CE} =10V, I _C =5mA	-	250	-	MHz	
Input Resistor	KRC110S	R ₁		3.29	4.7	6.11	k
	KRC111S			7	10	13	
	KRC112S			70	100	130	
	KRC113S			15.4	22	28.6	
	KRC114S			32.9	47	61.1	

Note : * Characteristic of Transistor Only.

MARK SPEC

TYPE	KRC110S	KRC111S	KRC112S	KRC113S	KRC114S
MARK	NK	NM	NN	NO	NP

Marking



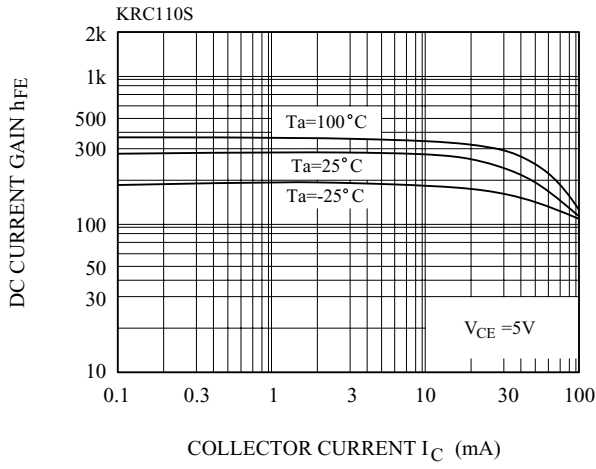
KRC110S~KRC114S

ELECTRICAL CHARACTERISTICS (Ta=25)

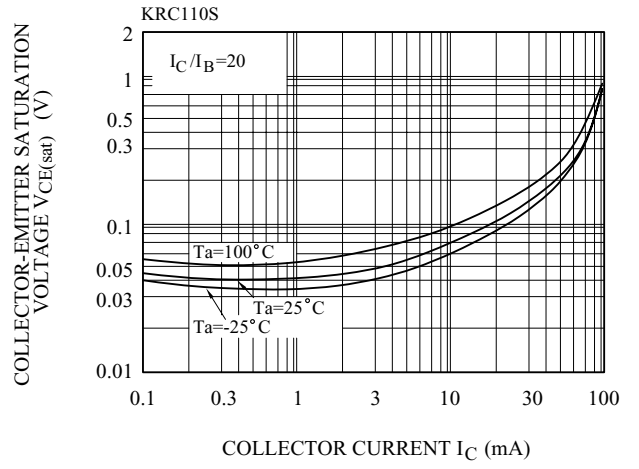
CHARACTERISTIC		SYMBOL	TEST CONDITION	MIN.	TYP.	MAX.	UNIT	
Switching Time	Rise Time	KRC110S	V _O =5V V _{IN} =5V R _L =1k	-	0.025	-	μs	
		KRC111S		-	0.03	-		
		KRC112S		-	0.3	-		
		KRC113S		-	0.06	-		
		KRC114S		-	0.11	-		
	Storage Time	KRC110S		t _{stg}	-	3.0		-
		KRC111S			-	2.0		-
		KRC112S			-	6.0		-
		KRC113S			-	4.0		-
		KRC114S			-	5.0		-
	Fall Time	KRC110S		t _f	-	0.2		-
		KRC111S			-	0.12		-
		KRC112S			-	2.0		-
		KRC113S			-	0.9		-
		KRC114S			-	1.4		-

KRC110S~KRC114S

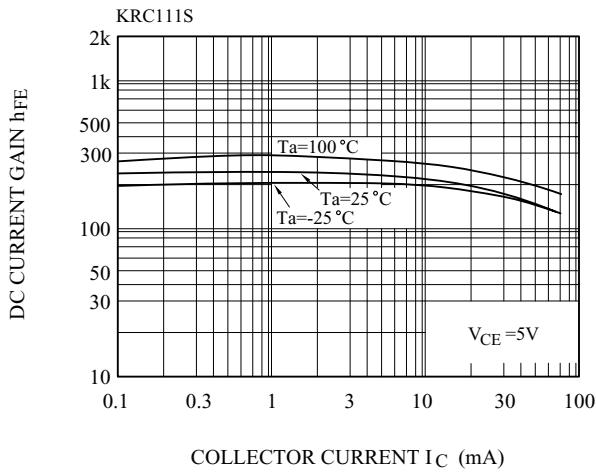
$h_{FE} - I_C$



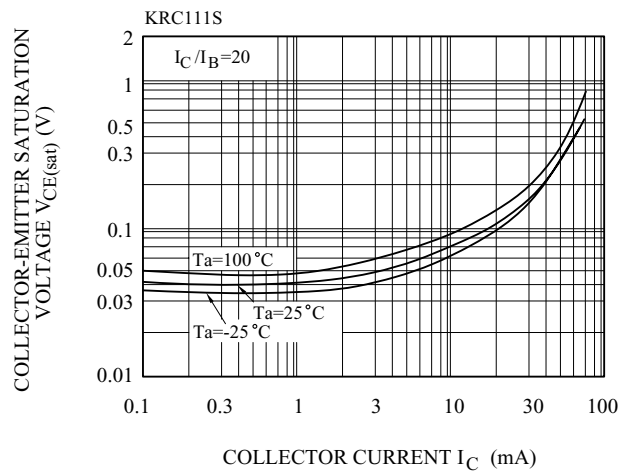
$V_{CE(sat)} - I_C$



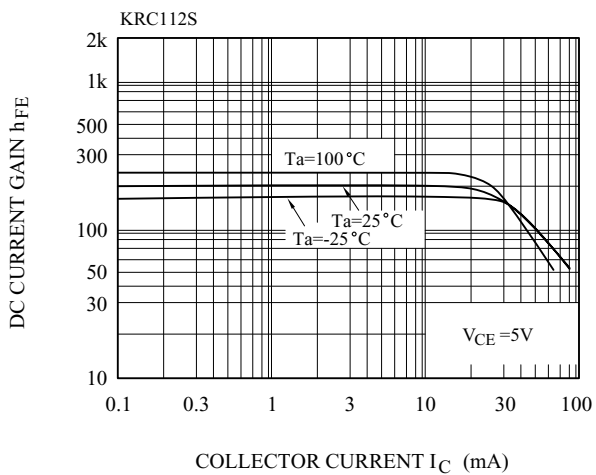
$h_{FE} - I_C$



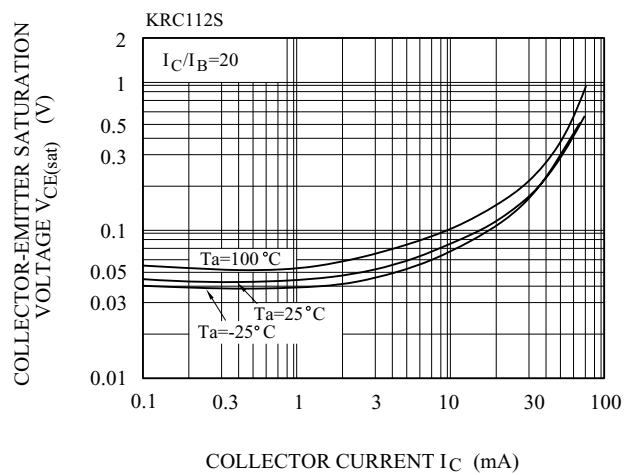
$V_{CE(sat)} - I_C$



$h_{FE} - I_C$

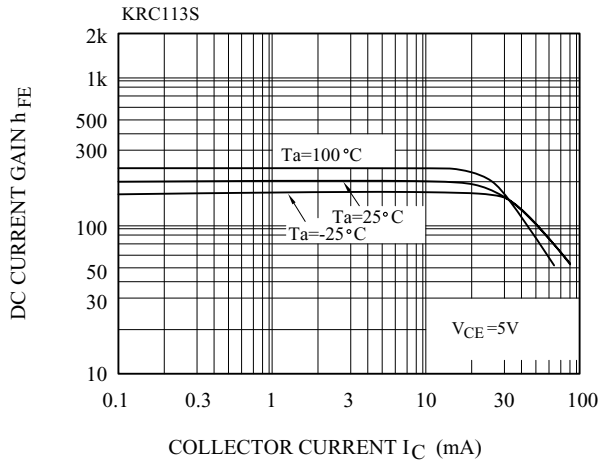


$V_{CE(sat)} - I_C$

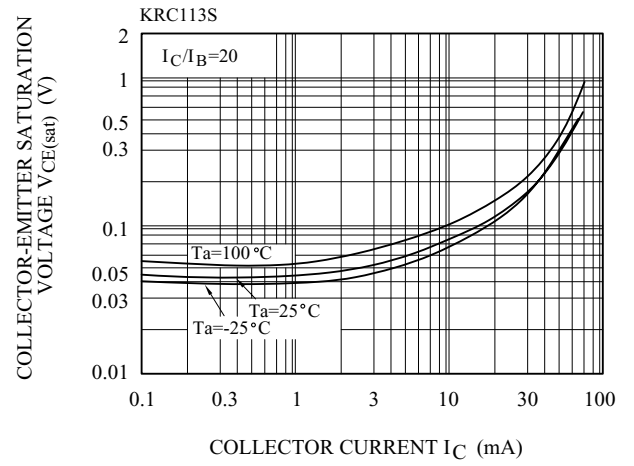


KRC110S~KRC114S

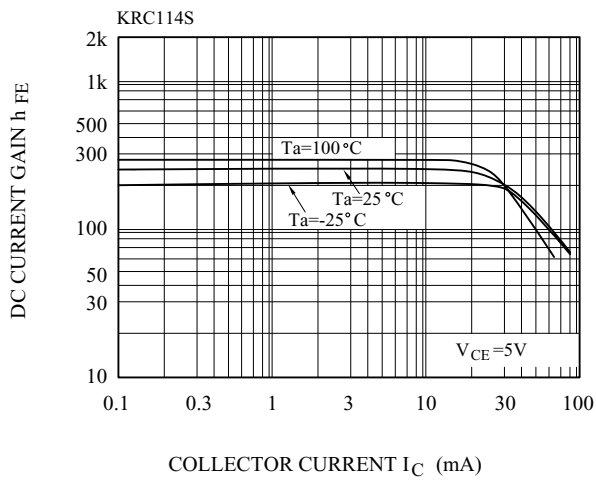
$h_{FE} - I_C$



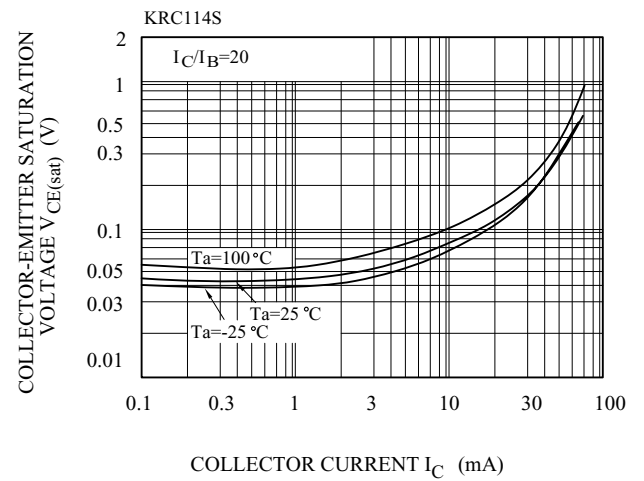
$V_{CE(sat)} - I_C$



$h_{FE} - I_C$



$V_{CE(sat)} - I_C$



X-ON Electronics

Largest Supplier of Electrical and Electronic Components

Click to view similar products for [Bipolar Transistors - BJT category](#):

Click to view products by [KEC manufacturer](#):

Other Similar products are found below :

[619691C](#) [MCH4017-TL-H](#) [MJ15024/WS](#) [MJ15025/WS](#) [BC546/116](#) [BC556/FSC](#) [BC557/116](#) [BSW67A](#) [HN7G01FU-A\(T5L,F,T](#)
[NJVMJD148T4G](#) [NSVMMBT6520LT1G](#) [NTE187A](#) [NTE195A](#) [NTE2302](#) [NTE2330](#) [NTE2353](#) [NTE316](#) [IMX9T110](#) [NTE63](#) [NTE65](#)
[C4460](#) [SBC846BLT3G](#) [2SA1419T-TD-H](#) [2SA1721-O\(TE85L,F\)](#) [2SA1727TLP](#) [2SA2126-E](#) [2SB1202T-TL-E](#) [2SB1204S-TL-E](#) [2SC5488A-](#)
[TL-H](#) [2SD2150T100R](#) [SP000011176](#) [FMC5AT148](#) [2N2369ADCSM](#) [2SB1202S-TL-E](#) [2SC2412KT146S](#) [2SC4618TLN](#) [2SC5490A-TL-H](#)
[2SD1816S-TL-E](#) [2SD1816T-TL-E](#) [CMXT2207 TR](#) [CPH6501-TL-E](#) [MCH4021-TL-E](#) [BC557B](#) [TTC012\(Q\)](#) [BULD128DT4](#) [JANTX2N3810](#)
[Jantx2N5416](#) [US6T6TR](#) [KSF350](#) [068071B](#)