
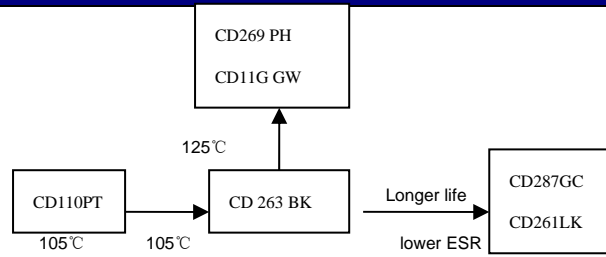




CD 263 BK Series

2000h at 105°C

Standard 105°C



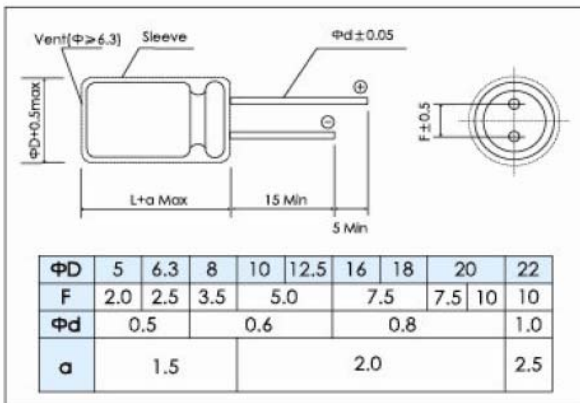
Items	Characteristics																																																																				
Operating Temperature Range(°C)	-40~+105	-25~+105																																																																			
Voltage Range(V)	6.3~250	315~500																																																																			
Capacitance Range(μF)	0.1~15000																																																																				
Capacitance Tolerance(20°C,120Hz)	±20%																																																																				
Leakage Current(μA)	6.3~100V	160~500V																																																																			
	After 2 minutes at 20°C application of rated voltage,leakage current is not more than 0.01CV or 3,whichever is greater.																																																																				
Dissipation Factor (20°C, 120Hz)	After 1 minute at 20°C application of rated voltage,leakage current is not more than : CV≤1000:0.1 CV +40 CV>1000:0.04 CV +100																																																																				
	C: Nominal Capacitance (μF) V: Rated Voltage(V)																																																																				
Stability at low temperature(Impedance Ratio at 120Hz)	<table border="1"> <thead> <tr> <th>Rated Voltage(V)</th> <th>6.3</th><th>10</th><th>16</th><th>25</th><th>35</th><th>50</th><th>63</th><th>100</th><th>160</th><th>200</th><th>250</th><th>315</th><th>350</th><th>400</th><th>420</th><th>450</th><th>500</th> </tr> </thead> <tbody> <tr> <td>Z_{-25°C}/Z_{+20°C}</td> <td>4</td><td>3</td><td colspan="6">2</td><td colspan="6">3</td><td>6</td> </tr> <tr> <td>Z_{-40°C}/Z_{+20°C}</td> <td>8</td><td>6</td><td>4</td><td colspan="6">3</td><td colspan="6">8</td><td>-</td> </tr> </tbody> </table>																		Rated Voltage(V)	6.3	10	16	25	35	50	63	100	160	200	250	315	350	400	420	450	500	Z _{-25°C} /Z _{+20°C}	4	3	2						3						6	Z _{-40°C} /Z _{+20°C}	8	6	4	3						8						-
	Rated Voltage(V)	6.3	10	16	25	35	50	63	100	160	200	250	315	350	400	420	450	500																																																			
Z _{-25°C} /Z _{+20°C}	4	3	2						3						6																																																						
Z _{-40°C} /Z _{+20°C}	8	6	4	3						8						-																																																					
When nominal capacitance is over 1000μF tan δ shall be added 0.02 to the listed value with increase of every 1000μF																																																																					

	Useful Life		Load Life	Endurance Test	Shelf Life
Lifetime	φ ≤ 8 :2000h φ ≥ 10 :3000h	> 100000h	φ ≤ 8 :1000h φ ≥ 10 :2000h	2000h	1000h
Leakage Current	Not more than specified value		Not more than specified value	Not more than specified value	Not more than specified value
Capacitance Change	Within ±30% of initial value		Within ±20% of initial value	Within ±20% of initial value	Within ±20% of initial value
Dissipation Factor	Not more than 300% of specified value		Not more than 200% of specified value	Not more than 150% of specified value	Not more than 200% of specified value
Condition: Applied Voltage Applied Current Applied Temperature	U _R I _R 105°C	U _R 1.4×I _R 40°C	U _R I _R 105°C	U _R I _R = 0 105°C	U _R = 0 I _R = 0 105°C After test: U _R to be applied for 30min>24h before measurement

Dimensions

mm

Frequency Coefficient



Rated Voltage(V)	Frequency Cap(μF)	50/60Hz	120Hz	1kHz	10kHz	50kHz	100kHz
		6.3~100	0.1~4.7	0.32	0.4	0.7	0.8
	10~47	0.40	0.5	0.8	0.9	0.96	1.0
	100~220	0.56	0.7	0.9	0.9	0.96	1.0
	330~1000	0.64	0.8	0.9	1.0	1.0	1.0
	2200~15000	0.72	0.9	1.0	1.0	1.0	1.0
160~500	0.47~10	0.80	1.0	1.75	2.0	2.4	2.5
	22~56	0.80	1.0	1.6	1.8	1.9	2.0
	68~220	0.80	1.0	1.3	1.4	1.6	1.65

Temperature Coefficient

Temperature (°C)	+70	+85	+105
Rated Voltage (V)			
6.3~100	2.0	1.7	1.0
160~500	1.8	1.4	1.0

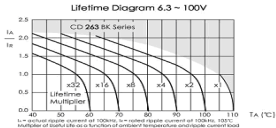
Ratings for CD263 BK Series

U _s (Surge Voltage) Code	Rated Capacitance	Max ESR 20°C, 120Hz	Max Imp 20°C, 100KHz	Rated Ripple Current 105°C, 100KHz	Size Φ D x L	P/N	
(V)	(μF)	(Ω)	(Ω)	(mA Arms)	(mm)	-	
6.3 (7.2) 0J	33	8.8	2.5	105	5*11.5	ECR0JBK330M□□050011	
	47	6.2	1.5	120	5*11.5	ECR0JBK470M□□050011	
	100	2.9	1.2	130	5*11.5	ECR0JBK101M□□050011	
	220	1.3	0.87	180	6.3*11.5	ECR0JBK221M□□063011	
	330	0.9	0.58	220	6.3*11.5	ECR0JBK331M□□063011	
	470	0.6	0.39	315	8*11.5	ECR0JBK471M□□080011	
	1000	0.29	0.23	500	10*12.5	ECR0JBK102M□□100012	
	2200	0.14	0.095	765	10*20	ECR0JBK222M□□100020	
	3300	0.105	0.09	1050	12.5*20	ECR0JBK332M□□125020	
	4700	0.079	0.061	1670	16*25	ECR0JBK472M□□160025	
	6800	0.062	0.056	1740	16*25	ECR0JBK682M□□160025	
	10000	0.053	0.045	2110	16*31.5	ECR0JBK103M□□160031	
	15000	0.044	0.036	25800	18*35.5	ECR0JBK153M□□180035	
	10 (13) 1A	22	11.5	2.5	92	5*11.5	ECR1ABK220M□□050011
		33	7.6	1.9	105	5*11.5	ECR1ABK330M□□050011
47		5.4	1.5	120	5*11.5	ECR1ABK470M□□050011	
100		2.5	1.2	130	5*11.5	ECR1ABK101M□□050011	
220		1.1	0.58	220	6.3*11.5	ECR1ABK221M□□063011	
330		0.76	0.47	265	8*11.5	ECR1ABK331M□□080011	
470		0.54	0.39	315	8*11.5	ECR1ABK471M□□080011	
1000		0.25	0.18	615	10*16	ECR1ABK102M□□100016	
2200		0.13	0.09	1050	12.5*20	ECR1ABK222M□□125020	
3300		0.09	0.068	1300	12.5*25	ECR1ABK332M□□125025	
4700		0.07	0.056	1740	16*25	ECR1ABK472M□□160025	
6800		0.06	0.045	2110	16*31.5	ECR1ABK682M□□160031	
10000		0.05	0.036	2580	18*35.5	ECR1ABK103M□□180035	
16 (20) 1C		10	21.2	2.5	92	5*11.5	ECR1CBK100M□□050011
		22	9.7	1.9	105	5*11.5	ECR1CBK220M□□050011
	33	6.4	1.5	120	5*11.5	ECR1CBK330M□□050011	
	47	4.5	1.2	130	5*11.5	ECR1CBK470M□□050011	
	100	2.1	0.58	220	6.3*11.5	ECR1CBK101M□□063011	
	220	0.97	0.47	290	8*11.5	ECR1CBK221M□□080011	
	330	0.64	0.39	315	8*11.5	ECR1CBK331M□□080011	
	470	0.45	0.23	500	10*12.5	ECR1CBK471M□□100012	
	1000	0.21	0.12	825	10*20	ECR1CBK102M□□100020	
	2200	0.11	0.068	1300	12.5*25	ECR1CBK222M□□125025	
	3300	0.08	0.056	1740	16*25	ECR1CBK332M□□160025	
	4700	0.06	0.045	2110	16*31.5	ECR1CBK472M□□160031	
	6800	0.05	0.036	2580	18*35.5	ECR1CBK682M□□180035	
	25 (32) 1E	4.7	39.5	3	85	5*11.5	ECR1EBK47M□□050011
		10	18.6	2.5	92	5*11.5	ECR1EBK100M□□050011
22		8.4	1.9	105	5*11.5	ECR1EBK220M□□050011	
33		5.6	1.5	120	5*11.5	ECR1EBK330M□□050011	
47		4.0	1.2	130	5*11.5	ECR1EBK470M□□050011	
100		1.9	0.58	220	6.3*11.5	ECR1EBK101M□□063011	
220		0.84	0.39	315	8*11.5	ECR1EBK221M□□080011	
330		0.56	0.23	500	10*12.5	ECR1EBK331M□□100025	
470		0.40	0.18	615	10*16	ECR1EBK471M□□100016	
1000		0.19	0.09	1050	12.5*20	ECR1EBK102M□□125020	
2200		0.10	0.056	1740	16*25	ECR1EBK222M□□160025	
3300		0.07	0.045	2110	16*31.5	ECR1EBK332M□□160031	
4700		0.06	0.036	2580	18*35.5	ECR1EBK472M□□180035	

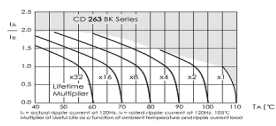
U _s (Surge Voltage) Code	Rated Capacitance	Max ESR 20°C, 120Hz	Max Imp 20°C, 100KHz	Rated Ripple Current 105°C, 100KHz	Size Φ D x L	P/N	
(V)	(μF)	(Ω)	(Ω)	(mA Arms)	(mm)	-	
35 (44) 1V	4.7	33.9	2.5	92	5*11.5	ECR1VBK47M□□050011	
	10	15.9	1.8	105	5*11.5	ECR1VBK100M□□050011	
	22	7.2	1.5	120	5*11.5	ECR1VBK220M□□050011	
	33	4.8	1.5	130	5*11.5	ECR1VBK330M□□050011	
	47	3.4	0.58	220	6.3*11.5	ECR1VBK470M□□063011	
	100	1.6	0.39	315	8*11.5	ECR1VBK101M□□080011	
	220	0.72	0.23	500	10*12.5	ECR1VBK221M□□100012	
	330	0.48	0.18	615	10*16	ECR1VBK331M□□100016	
	470	0.34	0.12	825	10*20	ECR1VBK471M□□100020	
	1000	0.16	0.068	1300	12.5*25	ECR1VBK102M□□125025	
	2200	0.08	0.045	2110	16*31.5	ECR1VBK222M□□160031	
	3300	0.06	0.036	2580	18*35.5	ECR1VBK332M□□180035	
	50 (63) 1H	0.1	1327	18	10	5*11.5	ECR1HBK0R1M□□050011
		0.22	603	13	15	5*11.5	ECR1HBK22M□□050011
		0.33	402	10	18	5*11.5	ECR1HBK33M□□050011
0.47		282	7	23	5*11.5	ECR1HBK47M□□050011	
1		133	4.9	35	5*11.5	ECR1HBK010M□□050011	
2.2		60	4.2	53	5*11.5	ECR1HBK2R2M□□050011	
3.3		40	3.9	65	5*11.5	ECR1HBK3R3M□□050011	
4.7		28	3.6	82	5*11.5	ECR1HBK4R7M□□050011	
10		13	2.7	100	5*11.5	ECR1HBK100M□□050011	
22		6	1.9	125	5*11.5	ECR1HBK220M□□050011	
33		4	1.1	195	6.3*11.5	ECR1HBK330M□□063011	
47		2.8	0.9	245	6.3*11.5	ECR1HBK470M□□063011	
100		1.3	0.5	385	8*11.5	ECR1HBK101M□□080011	
220		0.60	0.27	505	10*16	ECR1HBK221M□□100016	
330		0.40	0.18	675	10*20	ECR1HBK331M□□100020	
470	0.28	0.12	895	12.5*20	ECR1HBK471M□□125020		
1000	0.13	0.076	1495	16*25	ECR1HBK102M□□160025		
2200	0.07	0.05	2190	18*35.5	ECR1HBK222M□□180035		
63 (79) 1J	4.7	25	5.8	74	5*11.5	ECR1JBK47M□□050011	
	10	12	3.6	95	5*11.5	ECR1JBK100M□□050011	
	22	5	2.1	130	6.3*11.5	ECR1JBK220M□□063011	
	33	4	1.7	160	6.3*11.5	ECR1JBK330M□□063011	
	47	2.5	1.2	305	8*11.5	ECR1JBK470M□□080011	
	100	1.2	0.65	395	10*12.5	ECR1JBK101M□□100012	
	220	0.54	0.32	505	10*20	ECR1JBK221M□□100020	
	330	0.36	0.22	660	12.5*20	ECR1JBK331M□□125020	
	470	0.25	0.16	850	12.5*25	ECR1JBK471M□□125025	
	1000	0.12	0.098	1430	16*31.5	ECR1JBK102M□□160031	
	100 (125) 2A	0.47	226	13	30	5*11.5	ECR2ABK47M□□050011
		1	106	11	45	5*11.5	ECR2ABK010M□□050011
		2.2	48	9.2	60	5*11.5	ECR2ABK2R2M□□050011
		3.3	32	7.2	67	5*11.5	ECR2ABK3R3M□□050011
		4.7	23	6.3	75	5*11.5	ECR2ABK4R7M□□050011
10		11	3.3	110	6.3*11.5	ECR2ABK100M□□063011	
22		5	1.4	165	8*11.5	ECR2ABK220M□□080011	
33		3.2	0.94	305	10*12.5	ECR2ABK330M□□100012	
47		2.3	0.68	320	10*16	ECR2ABK470M□□100016	
100		1.1	0.28	585	12.5*20	ECR2ABK101M□□125020	
220		0.48	0.16	1120	16*25	ECR2ABK221M□□160025	
330		0.32	0.13	1290	16*25	ECR2ABK331M□□160025	
470		0.23	0.11	1350	16*31.5	ECR2ABK471M□□160031	



Lifetime Diagram



Lifetime Diagram 160 - 500V



Ratings for CD263 BK Series

U _s (Surge Voltage) Code	Rated Capacitance	Max ESR 20°C, 120Hz	Rated Ripple Current 105°C, 120Hz	Size ΦD x L	P/N
(v)	(μF)	(Ω)	(mA Arms)	(mm)	-
160 (200) 2C	0.47	423.5	12	6.3*11.5	ECR2CBK47M□□063011
	1	199.0	18	6.3*11.5	ECR2CBK010M□□063011
	2.2	90.5	26	6.3*11.5	ECR2CBK2R2M□□063011
	3.3	60.3	37	8*11.5	ECR2CBK3R3M□□080011
	4.7	42.3	44	8*11.5	ECR2CBK4R7M□□080011
	10	19.9	75	10*12.5	ECR2CBK100M□□100012
	22	9.0	135	10*16	ECR2CBK220M□□100016
	33	6.0	175	10*20	ECR2CBK330M□□100020
	47	4.2	230	12.5*20	ECR2CBK470M□□125020
	100	2.0	330	16*25.5	ECR2CBK101M□□160025
200 (250) 2D	0.47	423.5	12	6.3*11.5	ECR2DBK47M□□063011
	1	199.0	18	6.3*11.5	ECR2DBK010M□□063011
	2.2	90.5	26	6.3*11.5	ECR2DBK2R2M□□063011
	3.3	60.3	37	8*11.5	ECR2DBK3R3M□□080011
	4.7	42.3	50	10*12.5	ECR2DBK4R7M□□100012
	10	19.9	80	10*16	ECR2DBK100M□□100016
	22	9.0	135	10*20	ECR2DBK220M□□100020
	33	6.0	190	12.5*20	ECR2DBK330M□□125020
	100	2.0	360	16*25.5	ECR2DBK101M□□160025
	220	0.9	525	18*31.5	ECR2DBK221M□□180031
250 (300) 2E	0.47	423.5	12	6.3*11.5	ECR2EBK47M□□063011
	1	199.0	18	6.3*11.5	ECR2EBK010M□□063011
	2.2	90.5	30	8*11.5	ECR2EBK2R2M□□080011
	3.3	60.3	43	8*11.5	ECR2EBK3R3M□□080011
	4.7	42.3	50	10*12.5	ECR2EBK4R7M□□100012
	10	19.9	90	10*16	ECR2EBK100M□□100016
	22	9.0	155	12.5*20	ECR2EBK220M□□125020
	33	6.0	190	12.5*25	ECR2EBK330M□□125025
	47	4.2	225	16*25.5	ECR2EBK470M□□160025
	100	2.0	340	16*31.5	ECR2EBK101M□□160031
315 (350) 2F	0.47	564.6	11	6.3*11.5	ECR2FBK47M□□063011
	1	265.4	18	8*11.5	ECR2FBK010M□□080011
	2.2	120.6	30	10*12.5	ECR2FBK2R2M□□100012
	3.3	80.4	36	10*12.5	ECR2FBK3R3M□□100012
	4.7	56.5	47	10*16	ECR2FBK4R7M□□100016
	10	26.5	95	10*20	ECR2FBK100M□□100020
	22	12.1	130	12.5*20	ECR2FBK220M□□125020
	33	8.0	180	12.5*25	ECR2FBK330M□□125025
	47	5.6	330	16*25.5	ECR2FBK470M□□160025
	100	2.7	620	18*31.5	ECR2FBK101M□□180031
350 (400) 2V	0.47	564.6	11	6.3*11.5	ECR2VBK47M□□063011
	1	265.4	18	8*11.5	ECR2VBK010M□□080011
	2.2	120.6	30	10*12.5	ECR2VBK2R2M□□100012
	3.3	80.4	36	10*12.5	ECR2VBK3R3M□□100012
	4.7	56.5	47	10*16	ECR2VBK4R7M□□100016
	10	26.5	95	10*20	ECR2VBK100M□□100020
	22	12.1	130	12.5*20	ECR2VBK220M□□125020
	33	8.0	180	12.5*25	ECR2VBK330M□□125025
	47	5.6	330	16*25.5	ECR2VBK470M□□160025
	100	2.7	620	18*31.5	ECR2VBK101M□□180031
400 (450) 2G	1	265.4	18	8*11.5	ECR2GBK010M□□080011
	2.2	120.6	25	8*11.5	ECR2GBK2R2M□□080011
	3.3	80.4	30	10*12.5	ECR2GBK2R2M□□100012
	3.3	80.4	35	10*12.5	ECR2GBK3R3M□□100012

U _s (Surge Voltage) Code	Rated Capacitance	Max ESR 20°C, 120Hz	Rated Ripple Current 105°C, 120Hz	Size ΦD x L	P/N
(v)	(μF)	(Ω)	(mA Arms)	(mm)	-
420 (470) 2X	1	265.4	16	8*11.5	ECR2XBK010M□□080011
		265.4	19	10*12.5	ECR2XBK010M□□100012
	2.2	120.6	24	8*11.5	ECR2XBK2R2M□□080011
		120.6	29	10*12.5	ECR2XBK2R2M□□100012
	3.3	80.4	34	10*12.5	ECR2XBK3R3M□□100012
		80.4	38	10*16	ECR2XBK3R3M□□100016
	4.7	56.5	46	10*16	ECR2XBK4R7M□□100016
		56.5	52	10*20	ECR2XBK4R7M□□100020
	10	26.5	110	10*20	ECR2XBK100M□□100020
		26.5	116	12.5*20	ECR2XBK100M□□125020
	22	12.1	162	12.5*25	ECR2XBK220M□□125025
	33	8.0	204	16*20	ECR2XBK330M□□160020
		8.0	228	16*25.5	ECR2XBK330M□□160025
	47	5.6	380	16*31.5	ECR2XBK470M□□160031
		4.7	420	16*31.5	ECR2XBK560M□□160031
	56	4.7	420	18*25.5	ECR2XBK560M□□180025
		3.9	542	18*31.5	ECR2XBK680M□□180031
	68	3.9	542	16*36	ECR2XBK680M□□160036
		3.2	608	18*31.5	ECR2XBK820M□□180031
	82	3.2	608	16*40	ECR2XBK820M□□160040
2.7		713	18*36	ECR2XBK101M□□180036	
100	2.7	7136	16*45	ECR2XBK101M□□160045	
	2.2	779	18*40	ECR2XBK121M□□180040	
120	2.2	779	16*50	ECR2XBK121M□□160050	
	1.8	874	20*41	ECR2XBK151M□□200041	
150	1.8	874	16*60	ECR2XBK151M□□160060	
	1	265.4	16	8*11.5	ECR2WBK010M□□080011
2.2		265.4	19	10*12.5	ECR2WBK010M□□100012
	3.3	120.6	26	10*12.5	ECR2WBK2R2M□□100012
4.7		120.6	29	10*16	ECR2WBK2R2M□□100016
	10	80.4	38	10*16	ECR2WBK3R3M□□100016
33		80.4	42	10*20	ECR2WBK3R3M□□100020
	47	56.5	49	10*16	ECR2WBK4R7M□□100016
100		56.5	54	10*20	ECR2WBK4R7M□□100020
	22	26.5	122	10*20	ECR2WBK100M□□100020
33		26.5	122	12.5*20	ECR2WBK100M□□125020
	47	12.1	170	12.5*25	ECR2WBK220M□□125025
56		8.0	240	16*25.5	ECR2WBK330M□□160025
	68	5.6	400	16*31.5	ECR2WBK470M□□160031
82		4.7	440	18*25.5	ECR2WBK560M□□180025
	100	4.7	440	16*31.5	ECR2WBK560M□□160031
120		3.9	570	18*31.5	ECR2WBK680M□□180031
	150	3.9	570	16*36	ECR2WBK680M□□160036
180		3.2	640	18*31.5	ECR2WBK820M□□180031
	220	3.2	640	18*36	ECR2WBK820M□□180036
270		2.7	750	18*36	ECR2WBK820M□□160040
	330	2.7	750	16*45	ECR2WBK820M□□160045
400		2.2	820	18*40	ECR2WBK101M□□180036
	470	2.2	820	16*50	ECR2WBK101M□□160045
560		1.8	920	18*46	ECR2WBK121M□□180040
	630	1.8	920	20*41	ECR2WBK121M□□160050
710		1.8	920	16*60	ECR2WBK151M□□180046
	800	1.8	920	20*41	ECR2WBK151M□□200041
900		1.5	1100	22*41	ECR2WBK151M□□160060
	1000	1.5	1100	22*41	ECR2WBK181M□□220041
500 (550) 2H		1	265.4	21	10*12.5
	2.2	120.6	35	10*16	ECR2HBK2R2M□□100016
	3.3	80.4	48	10*20	ECR2HBK3R3M□□100020

CD 263 BK Series



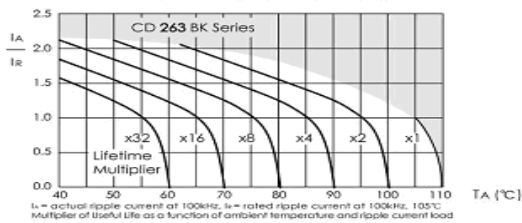
4.7	80.4	40	10*16	ECR2GBK3R3M□□100016
	56.5	47	10*12.5	ECR2GBK4R7M□□100012
10	56.5	52	10*16	ECR2GBK4R7M□□100016
	26.5	80	10*16	ECR2GBK100M□□100016
	26.5	95	10*20	ECR2GBK100M□□100020
22	26.5	120	12.5*20	ECR2GBK100M□□125020
	12.1	150	12.5*25	ECR2GBK220M□□125025
33	8.0	180	12.5*25	ECR2GBK330M□□125025
	8.0	180	16*20	ECR2GBK330M□□160020
	8.0	215	16*25.5	ECR2GBK330M□□160025
47	5.6	360	16*25.5	ECR2GBK470M□□160025
68	3.9	470	18*25.5	ECR2GBK680M□□180025
82	3.2	575	18*31.5	ECR2GBK820M□□180031
100	2.7	675	18*36	ECR2GBK101M□□180036
120	2.2	735	18*40	ECR2GBK121M□□180040
150	1.8	825	20*41	ECR2GBK151M□□20004

4.7	56.5	63	12.5*20	ECR2HBK4R7M□□125020
10	26.5	120	12.5*25	ECR2HBK100M□□125025
22	12.1	180	16*25.5	ECR2HBK220M□□160025
33	8.0	240	16*31.5	ECR2HBK330M□□160031
47	5.6	405	18*31.5	ECR2HBK470M□□180031
56	4.7	450	16*40	ECR2HBK560M□□160040
	4.7	450	18*31.5	ECR2HBK560M□□180031
68	3.9	560	18*36	ECR2HBK680M□□180036
	3.9	560	18*40	ECR2HBK680M□□180040
	3.9	560	16*45	ECR2HBK680M□□160045
82	3.2	640	18*40	ECR2HBK820M□□180040
	3.2	640	16*55	ECR2HBK820M□□160055
100	2.7	800	20*41	ECR2HBK101M□□200041
	2.7	800	18*46	ECR2HBK101M□□180046
	2.7	800	16*60	ECR2HBK101M□□160060
120	2.2	840	22*45	ECR2HBK121M□□220045
150	1.8	890	22*45	ECR2HBK151M□□220045

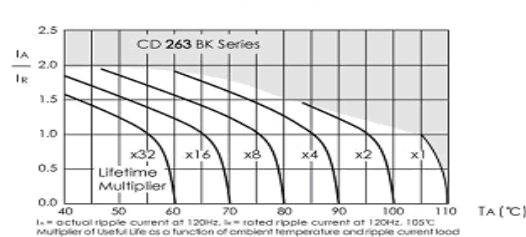
Customer products are available on request

Lifetime Diagram

Lifetime Diagram 6.3 ~ 100V



Lifetime Diagram 160 ~ 500V



X-ON Electronics

Largest Supplier of Electrical and Electronic Components

Click to view similar products for [Aluminium Electrolytic Capacitors - Radial Leaded](#) category:

Click to view products by [Jianghai](#) manufacturer:

Other Similar products are found below :

[NRELS102M35V16X16C.140LLF](#) [ESRG160ETC100MD07D](#) [227RZS050M](#) [335CKR250M](#) [476CKH100MSA](#) [477CKR100M](#)
[107CKR010M](#) [107CKH063MSA](#) [RJH-25V222MI9#](#) [RJH-35V221MG5#](#) [B43827A1106M8](#) [RJH-50V221MH6#](#) [EKYA500ELL470MF11D](#)
[B41022A5686M6](#) [ESRG250ELL101MH09D](#) [EKMA160EC3101MF07D](#) [RJB-10V471MG3#](#) [ESMG160ETD221MF11D](#)
[EKZH160ETD152MJ20S](#) [RJH-35V122MJ6#](#) [EGXF630ELL621ML20S](#) [RBD-25V100KE3#N](#) [EKMA350ELL100ME07D](#)
[ESMG160ETD101ME11D](#) [ELXY100ETD102MJ20S](#) [EGXF500ELL561ML15S](#) [EKMG350ETD471MJ16S](#) [35YXA330MEFC10X12.5](#)
[RXW471M1ESA-0815](#) [ELXZ630ELL221MJ25S](#) [ERR1HM1R0D11OT](#) [LPE681M30060FVA](#) [LPL471M22030FVA](#) [HFE221M25030FVA](#)
[LKMD1401H221MF](#) [B41888G6108M000](#) [EKMA160ETD470MF07D](#) [UHW1J102MHD6](#) [EKMG500ETD221MJC5S](#) [LKMK2502W101MF](#)
[LKMD1401H181MF](#) [LKMI2502G820MF](#) [LKMJ2001J122MF](#) [LKML2501C472MF](#) [LKMJ4002C681MF](#) [450MXH330MEFCSN25X45](#)
[450MXK330MA2RFC22X50](#) [63ZLH560MEFCG412.5X30](#) [ELH2DM331O25KT](#) [ELH2DM471P30KT](#)