

# GBJ15005(H) THRU GBJ1510(H)

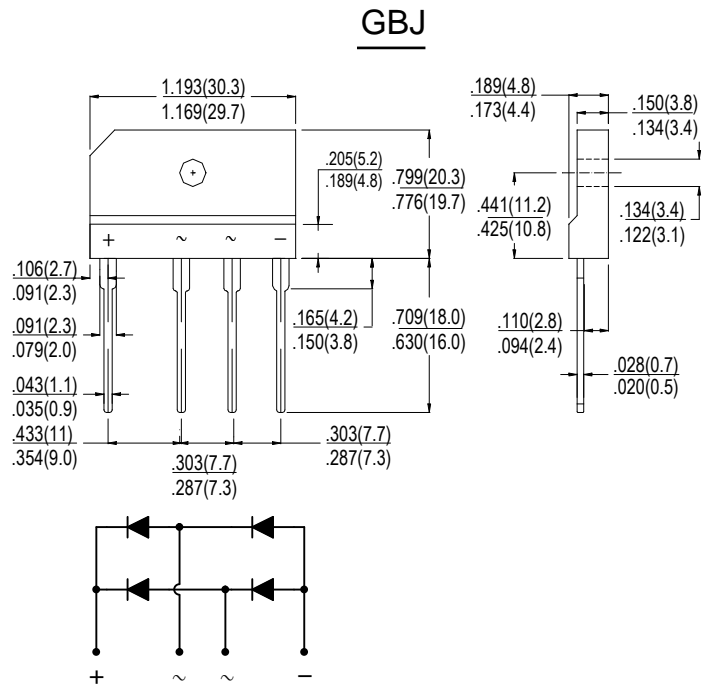
SINGLE PHASE 15.0AMP GLASS PASSIVATED BRIDGE RECTIFIER

## Features

- Glass passivated die construction
- Low forward voltage drop
- High current capability
- High surge current capability
- Plastic material-UL flammability 94V-0

## Mechanical Data

- Case: Molded plastic, GBJ
- Terminals: Plated Leads Solderable per MIL-STD-202, Method 208
- Polarity: As Marked on Case
- Mounting Position: Any
- Marking: Type Number
- Lead Free: For RoHS / Lead Free Version



dimensions in inches and (millimeters)

## Maximum Ratings and Electrical Characteristics

Rating at 25°C ambient temperature unless otherwise specified.  
 Single Phase, half wave, 60Hz, resistive or inductive load.  
 For capacitive load, derate current by 20%.

TYPE NUMBER(NOTE 1)	SYMBOL	GBJ 15005(H)	GBJ 1501(H)	GBJ 1502(H)	GBJ 1504(H)	GBJ 1506(H)	GBJ 1508(H)	GBJ 1510(H)	UNITS
Peak Repetitive Reverse Voltage	$V_{RRM}$	50	100	200	400	600	800	1000	V
Working Peak Reverse Voltage	$V_{RWM}$								
DC Blocking Voltage	$V_{DC}$								
RMS Reverse Voltage	$V_{RMS}$	35	70	140	280	420	560	700	V
Average Rectified Output Current (Note 2)@ $T_c=90^\circ C$	$I_F(AV)$	15.0							A
Non-Repetitive Peak Forward Surge Current 8.3ms Single half sine-wave superimposed on rated load (JEDEC Method)	$I_{FSM}$	220							A
$I^2t$ Rating for Fusing ( $t < 8.3ms$ )	$I^2t$	200.86							A <sup>2</sup> s
Forward Voltage per element @ $I_F=7.5A$ @ $I_F=15A$	$V_{FM}$	1.0 1.1							V
Peak Reverse Current @ $T_A=25^\circ C$ At Rated DC Blocking Voltage @ $T_A=125^\circ C$	$I_R$	5.0 500							uA
Typical Junction Capacitance per leg	$C_J$	60							pF
Between junction and ambient, Without heatsink	$R_{\theta JA}$	12							°C/W
Between junction and case, With heatsink	$R_{\theta JC}$	1.5							
Operating and Storage Temperature Range	$T_J, T_{STG}$	-55to+150							°C

Note:1. "H": Halogen Free.

2. Unit case mounted on aluminum plate heatsink.

Fig. 1 Output Current Derating Curve

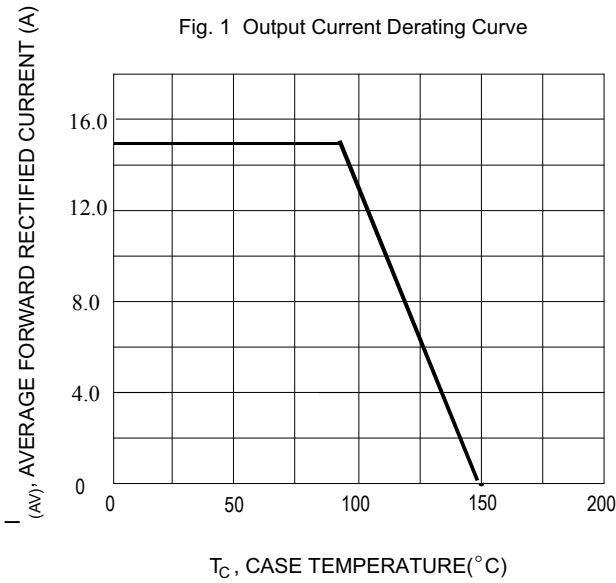


Fig. 2 Typical Forward Characteristics (per leg)

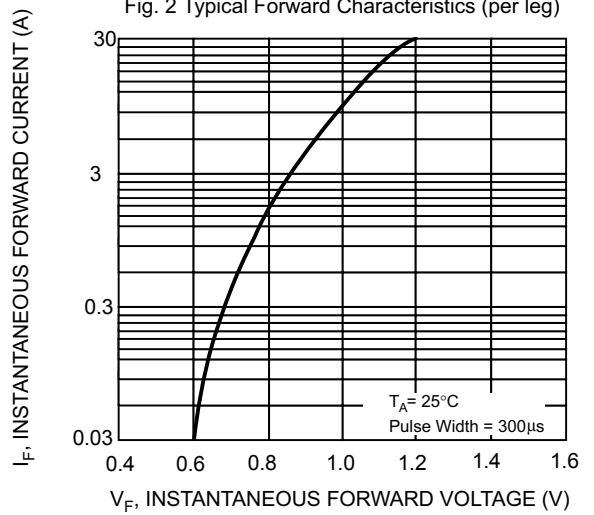


Fig. 3 Maximum Peak Forward Surge Current (per leg)

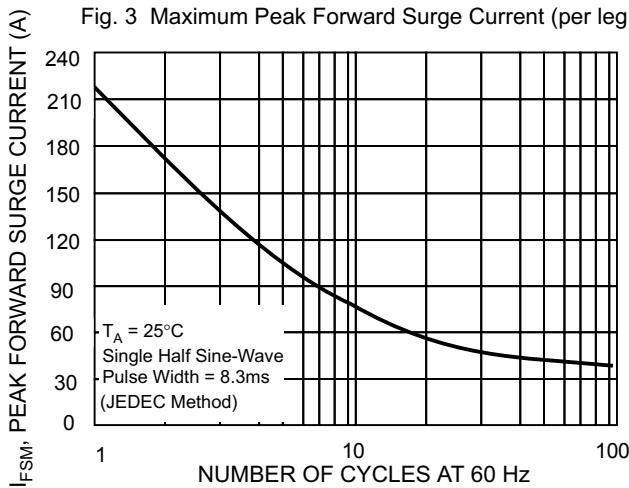


Fig. 4 Typical Junction Capacitance

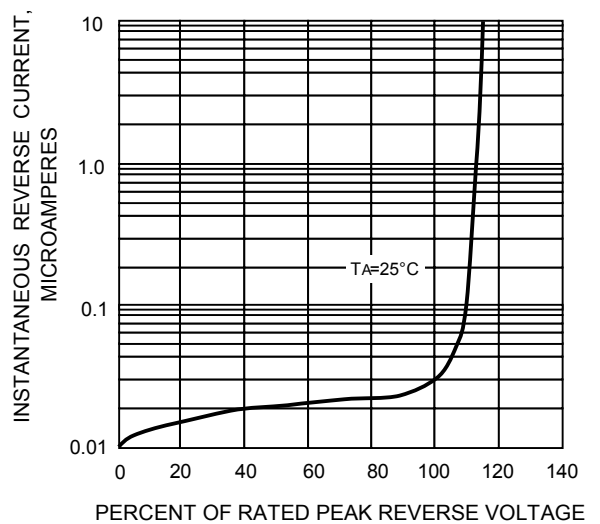
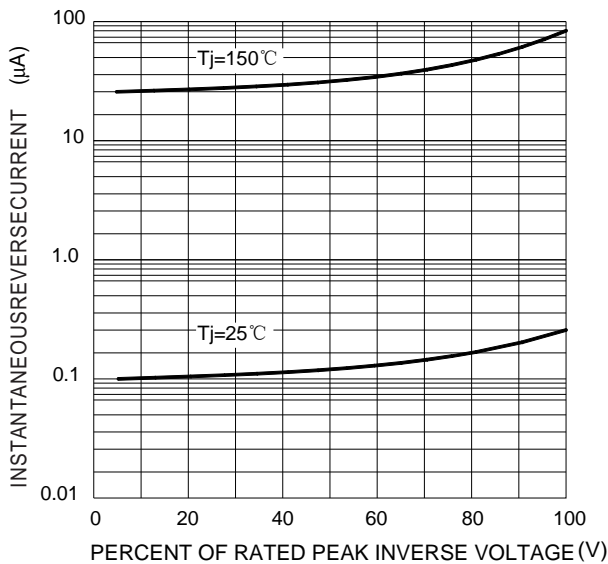


FIG.5 TYPICAL REVERSE CHARACTERISTICS



## Important Notice and Disclaimer

- Reproducing and modifying information of the document is prohibited without permission from DIYI.
- DIYI reserves the right to make changes to this document and its products and specifications at any time without notice. Customers should obtain and confirm the latest product information and specifications before final design, purchase or use.
- DIYI disclaims any and all liability arising out of the application or use of any product including damages incidentally and consequentially occurred.
- DIYI does not assume any and all implied warranties, including warranties of fitness for particular purpose, non-infringement and merchantability.
- Applications shown on the here in document are examples of standard use and operation. Customers are responsible in comprehending the suitable use in particular applications.

DIYI makes no representation or warranty that such applications will be suitable for the specified use without further testing or modification.

- The products shown herein are not designed and authorized for equipments requiring high level of reliability or relating to human life and for any applications concerning life-saving or life-sustaining, such as medical instruments, transportation equipment, aerospace machinery et cetera. Customers using or selling these products for use in such applications do so at their own risk and agree to fully indemnify DIYI for any damages resulting from such improper use or sale.
- Since DIYI uses lot number as the tracking base, please provide the lot number for tracking when complaining.

## X-ON Electronics

Largest Supplier of Electrical and Electronic Components

*Click to view similar products for [Bridge Rectifiers](#) category:*

*Click to view products by [DIYI](#) manufacturer:*

Other Similar products are found below :

[G3SBA60-E351](#) [GBJ1504-BP](#) [GBU10B-BP](#) [GBU15J-BP](#) [GBU15K-BP](#) [GBU4A-BP](#) [GBU4D-BP](#) [GBU6B-E3/45](#) [GSIB680-E3/45](#) [DB101-BP](#) [DF10SA-E345](#) [RMB2S](#) [RCG](#) [APT30DF100HJ](#) [APT60DF20HJ](#) [B2S-E3/80](#) [BU1506-E351](#) [BU15085S-E345](#) [BU1508-E3/45](#) [BU1510-E3/45](#) [RS404GL-BP](#) [RS405GL-BP](#) [G3SBA20-E3/51](#) [G5SBA20-E3/51](#) [G5SBA60-E3/51](#) [GBJ1502-BP](#) [GBL02-E351](#) [GBL10-E3/45](#) [GBU10J-BP](#) [GBU4J-BP](#) [GBU4K-BP](#) [GBU8B-E3/45](#) [GBU8D-BP](#) [GBU8J-BP](#) [GSIB1520-E3/45](#) [MB1510](#) [MB352W](#) [MB6M-G](#) [B2M-E345](#) [B40C7000A](#) [B500C7000A](#) [MP5010W-BP](#) [MP501W-BP](#) [MP502-BP](#) [BR1005-BP](#) [BR101-BP](#) [BU1006-E345](#) [BU12065S-E3/45](#) [BU1508-E3/51](#) [BU2006-E3/45](#) [BU2008-E345](#)