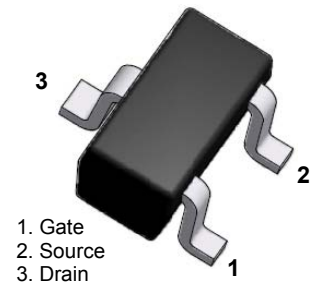


**150mW SOT-523 SURFACE MOUNT
Plastic Package
N-Channel MOSFET**

Green Product



SOT-523

Absolute Maximum Ratings $T_A = 25^\circ\text{C}$ unless otherwise noted

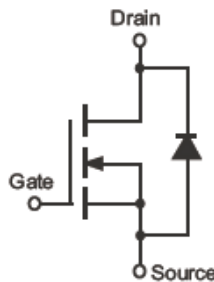
Symbol	Parameter	Value	Units
V_{DS}	Drain-Source Voltage	60	V
V_{GS}	Continuous Gate-Source Voltage	$\pm 20\text{V}$	V
I_D	Continuous Drain Current	115	mA
P_D	Power Dissipation	150	mW
$R_{\theta JA}$	Thermal Resistance from Junction to Ambient	833	$^\circ\text{C} / \text{W}$
T_{STG}	Storage Temperature Range	-55 to +150	$^\circ\text{C}$
T_J	Operating Junction Temperature	+150	$^\circ\text{C}$

These ratings are limiting values above which the serviceability of the device may be impaired.

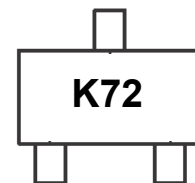
Specification Features:

- Low On-resistance
- Low Gate Threshold Voltage
- Low Input capacitance
- RoHS Compliant
- Green EMC
- Matte Tin(Sn) Lead Finish
- Weight: approx. 0.002g

Electrical Symbol:



Device Marking Code:



Electrical Characteristics ($T_A = 25^\circ\text{C}$ unless otherwise noted)

Off Characteristics

Symbol	Parameter	Test Condition	Limits			Unit
			Min	Typ	Max	
BV_{DSS}	Drain-Source Breakdown Voltage	$V_{GS}=0V, I_D=10\mu A$	60			Volts
I_{GSS}	Gate-Body Leakage	$V_{DS}=0V, V_{GS}=\pm 20V$			± 1	μA
I_{DSS}	Zero Gate Voltage Drain Current	$V_{DS}=60V, V_{GS}=0V$			100	nA

On Characteristics

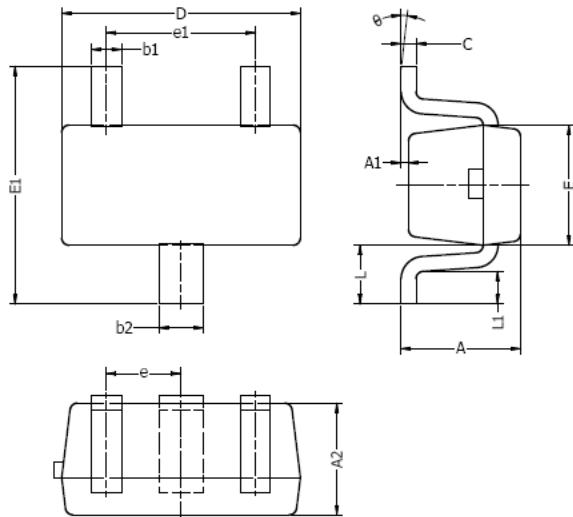
Symbol	Parameter	Test Condition	Limits			Unit
			Min	Typ	Max	
$V_{th(GS)}$	Gate-Threshold Voltage	$V_{DS}=V_{GS}, I_D=250\mu A$	1			Volts
$I_{D(ON)}$	On-state Drain Current	$V_{GS}=10V, V_{DS}=7V$	500			mA
$R_{DS(on)}$	Drain-Source On-Resistance	$V_{GS}=10V, I_D=500mA$			7.5	Ω
		$V_{GS}=5V, I_D=50mA$			7.5	Ω
g_{fs}	Forward Trans Conductance	$V_{DS}=10V, I_D=200mA$	80		500	ms
$V_{DS(on)}$	Drain-Source On-Voltage	$V_{GS}=10V, I_D=500mA$			3.75	V
		$V_{GS}=5V, I_D=50mA$			0.375	V
V_{SD}	Diode Forward Voltage	$I_S=250mA, V_{GS}=0V$			1	V

Dynamic Characteristics

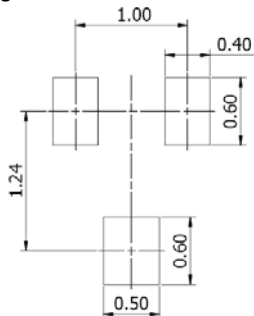
Symbol	Parameter	Test Condition	Limits			Unit
			Min	Typ	Max	
C_{iss}	Input Capacitance	$V_{DS} = 25V, V_{GS} = 0V,$ $f = 1.0MHz$	--	--	50	pF
C_{oss}	Output Capacitance		--	--	25	pF
C_{rss}	Reverse Transfer Capacitance		--	--	5.0	pF

Switching Characteristics

Symbol	Parameter	Test Condition	Limits			Unit
			Min	Typ	Max	
$t_{D(on)}$	Turn-on Time	$V_{DD}=10V, R_L=20\Omega,$ $I_D=500mA, V_{GEN}=10V,$ $R_G = 10\Omega$	--	5.6	--	nS
$t_{D(off)}$	Turn-off Time		--	25	--	nS

SOT-523 Package Outline


DIM	MILLIMETERS		INCHES	
	MIN	MAX	MIN	MAX
A	0.70	0.90	0.028	0.035
A1	0.00	0.10	0.000	0.004
A2	0.70	0.80	0.028	0.031
b1	0.15	0.25	0.006	0.010
b2	0.25	0.35	0.010	0.014
c	0.10	0.20	0.004	0.008
D	1.50	1.70	0.059	0.067
E	0.70	0.90	0.028	0.035
E1	1.45	1.75	0.057	0.069
e	0.50 TYP.		0.020 TYP.	
e1	0.90	1.10	0.035	0.043
L	0.40 REF.		0.016 REF.	
L1	0.10	0.30	0.004	0.012
θ	0°	8°	0°	8°

Typical Soldering Pattern:

NOTES:

1. Above package outline conforms to JEITA EAIJ ED-7500A SC-75A.
2. Dimensions are exclusive of Burrs, Mold Flash & Tie Bar extrusions.

NOTICE

The information presented in this document is for reference only. Tak Cheong reserves the right to make changes without notice for the specification of the products displayed herein.

The product listed herein is designed to be used with ordinary electronic equipment or devices, and not designed to be used with equipment or devices which require high level of reliability and the malfunction of which would directly endanger human life (such as medical instruments, transportation equipment, aerospace machinery, nuclear-reactor controllers, fuel controllers and other safety devices), Tak Cheong Semiconductor Co., Ltd., or anyone on its behalf, assumes no responsibility or liability for any damages resulting from such improper use of sale.

This publication supersedes & replaces all information previously supplied. For additional information, please visit our website <http://www.takcheong.com>, or consult your nearest Tak Cheong's sales office for further assistance.

X-ON Electronics

Largest Supplier of Electrical and Electronic Components

Click to view similar products for [MOSFET](#) category:

Click to view products by [Tak Cheong](#) manufacturer:

Other Similar products are found below :

[614233C](#) [648584F](#) [MCH3443-TL-E](#) [MCH6422-TL-E](#) [FDPF9N50NZ](#) [FW216A-TL-2W](#) [FW231A-TL-E](#) [APT5010JVR](#) [NTNS3A92PZT5G](#)
[IRF100S201](#) [JANTX2N5237](#) [2SK2464-TL-E](#) [2SK3818-DL-E](#) [FCA20N60_F109](#) [FDZ595PZ](#) [STD6600NT4G](#) [FSS804-TL-E](#) [2SJ277-DL-E](#)
[2SK1691-DL-E](#) [2SK2545\(Q,T\)](#) [D2294UK](#) [405094E](#) [423220D](#) [MCH6646-TL-E](#) [TPCC8103,L1Q\(CM](#) [367-8430-0972-503](#) [VN1206L](#)
[424134F](#) [026935X](#) [051075F](#) [SBVS138LT1G](#) [614234A](#) [715780A](#) [NTNS3166NZT5G](#) [751625C](#) [873612G](#) [IRF7380TRHR](#)
[IPS70R2K0CEAKMA1](#) [RJK60S3DPP-E0#T2](#) [RJK60S5DPK-M0#T0](#) [APT5010JVFR](#) [APT12031JFLL](#) [APT12040JVR](#) [DMN3404LQ-7](#)
[NTE6400](#) [JANTX2N6796U](#) [JANTX2N6784U](#) [JANTXV2N5416U4](#) [SQM110N05-06L-GE3](#) [SIHF35N60E-GE3](#)