

# 常規厚膜片式固定電阻器

General Thick Film Chip Fixed Resistor

## ■ 特點 Features

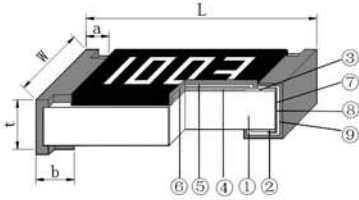
- 體積小、重量輕  
Miniature and light weight
- 適應再流焊與波峰焊  
Suit for reflow and wave flow solder
- 電性能穩定，可靠性高  
Stable electrical capability, high reliability
- 裝配成本低，并與自動貼裝設備匹配  
Low assembly cost, suit for automatic SMT equipment
- 機械强度高、高頻特性優越  
Superior mechanical and frequency characteristics
- 符合RoHS指令要求  
Compliant with RoHS directive



## ■ 品名構成 Type Designation

| R   | S                          | 03  | K                 | 1003       | F  | T                      |                   |   |  |   |                       |                                   |                                |
|---|----------------------------|---|-------------------|------------|--|------------------------|-------------------|---|--|---|-----------------------|-----------------------------------|--------------------------------|
| 產品代號<br>Product Code  | 額定功率代號<br>Rated Power Code |   | 型號代號<br>Type Code |            |  | 電阻溫度系數代號<br>T.C.R Code |                   | 電阻值代號<br>Resistance Value Code  |  | 電阻值誤差<br>精度代號<br>Resistance<br>Tolerance Code |                       | 包裝方式代號<br>Packaging<br>Style Code |                                |
| 厚膜<br>片式<br>固定<br>電阻器<br>Thick<br>Film<br>Chip<br>Fixed<br>Resistor | 代號<br>Code                 | 額定<br>功率<br>系列<br>Rated<br>Power<br>Series    | 代號<br>Code        | 型號<br>Type | 型號<br>Type                                   | 代號<br>Code             | T.C.R<br>(ppm/°C) | 三位數(E-24系列):前兩位表示有效數字,第三位表示有效數字后零的個數。<br>Three digits (E-24 series): The first two digits are significant figures and the third one denotes number of zeros.<br>四位數(E-96系列):前三位表示有效數字,第四位表示有效數字后零的個數。<br>Four digits (E-96 series): The first three digits are significant figures and the four one denotes number of zeros.<br>小數點用R表示。Decimal point should be expressed by "R".<br>例如 Example:<br><br>103 =10kΩ (E-24)<br>1003=100kΩ (E-96)<br>1R0 =1.0Ω (E-24) |  | 代號<br>Code                                    | 誤差<br>精度<br>Tolerance | 代號<br>Code                        | 包裝<br>方法<br>Packaging<br>Style |
|   | C                          | 常規<br>功率<br>系列<br>Normal<br>Power<br>Series   | 005               | 01005      | 01005  | B                      | ±300              |   |  | D   | ±0.5%                 | T                                 | 編帶<br>包裝<br>Tape<br>&<br>Reel  |
|   | S                          | 提升<br>功率<br>系列<br>Upgraded<br>Power<br>Series | 01                | 0201       | 0201   | W                      | ±200              |   |  | F   | ±1%                   | C                                 | 塑料袋<br>散裝<br>Case              |
|   |                            |   | 02                | 0402       |  | U                      | ±400              |   |  |   |                       |                                   |                                |
|   |                            |   | 03                | 0603       | 0402   | K                      | ±100              |   |  | G   | ±2%                   |                                   |                                |
|   |                            |   | 05                | 0805       |  | W                      | ±200              |   |  | J   | ±5%                   |                                   |                                |
|   |                            |   | 06                | 1206       |  | U                      | ±400              |   |  | K   | ±10%                  |                                   |                                |
|   |                            |   | 1210              | 1210       | 0603<br>0805<br>1206<br>1210<br>2010<br>2512 | K                      | ±100              |   |  | K   | ±10%                  |                                   |                                |
|   |                            |   | 10                | 2010       |  | L                      | ±250              |   |  |   |                       |                                   |                                |
|   |                            |   | 12                | 2512       |  | L                      | ±250              |   |  |   |                       |                                   |                                |

## ■ 結構 Construction

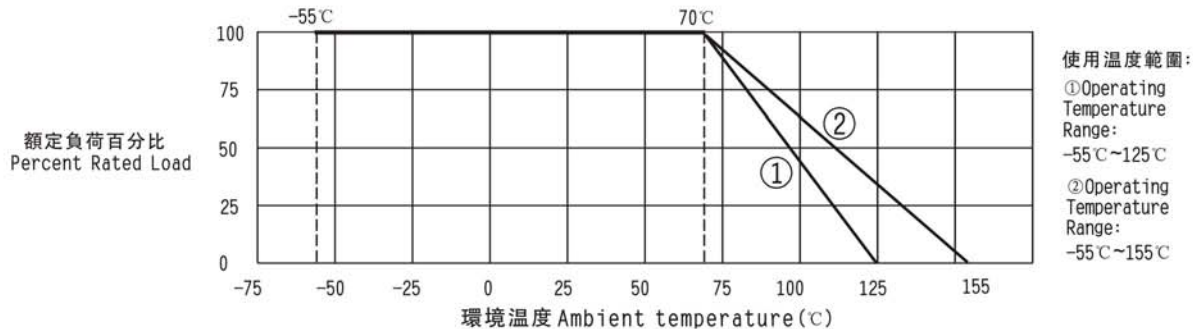


- ① 陶瓷基板 Ceramic Substrate
- ② 背電極 Bottom Electrode
- ③ 面電極 Top Electrode
- ④ 電阻體 Resistor Layer
- ⑤ 一次保護 Primary Overcoat
- ⑥ 二次保護 Secondary Overcoat
- ⑦ 端電極 Edge Electrode
- ⑧ 中間電極 Barrier Layer
- ⑨ 外部電極 External Electrode

## ■ 規格尺寸 Dimensions

| 型號<br>Type | 尺寸 Dimensions (mm) |             |             |             |             |
|------------|--------------------|-------------|-------------|-------------|-------------|
|            | L                  | W           | t           | a           | b           |
| 01005      | 0.40 ± 0.02        | 0.20 ± 0.02 | 0.13 ± 0.03 | 0.10 ± 0.03 | 0.10 ± 0.03 |
| 0201       | 0.60 ± 0.05        | 0.30 ± 0.05 | 0.23 ± 0.03 | 0.10 ± 0.05 | 0.15 ± 0.05 |
| 0402       | 1.00 ± 0.10        | 0.50 ± 0.10 | 0.30 ± 0.10 | 0.20 ± 0.10 | 0.25 ± 0.10 |
| 0603       | 1.60 ± 0.15        | 0.80 ± 0.15 | 0.40 ± 0.10 | 0.30 ± 0.20 | 0.30 ± 0.20 |
| 0805       | 2.00 ± 0.20        | 1.25 ± 0.15 | 0.50 ± 0.10 | 0.30 ± 0.20 | 0.40 ± 0.20 |
| 1206       | 3.20 ± 0.20        | 1.60 ± 0.15 | 0.55 ± 0.10 | 0.50 ± 0.20 | 0.50 ± 0.20 |
| 1210       | 3.20 ± 0.20        | 2.50 ± 0.20 | 0.55 ± 0.10 | 0.50 ± 0.20 | 0.50 ± 0.20 |
| 2010       | 5.00 ± 0.20        | 2.50 ± 0.20 | 0.55 ± 0.10 | 0.60 ± 0.20 | 0.60 ± 0.20 |
| 2512       | 6.40 ± 0.20        | 3.20 ± 0.20 | 0.55 ± 0.10 | 0.60 ± 0.20 | 0.60 ± 0.20 |

## ■ 負荷下降曲線 Derating Curve



注1: 曲線①適用於01005、0201產品；曲線②適用於0402、0603、0805、1206、1210、2010、2512產品。

Note 1: 01005、0201 product be the same with curve ①; 0402、0603、0805、1206、1210、2010、2512 be the same with curve ②.

注2: 當電阻使用的環境溫度超過70°C時，其額定負荷(額定功率)按上述曲線下降。

Note 2: For resistors operated in ambient over 70°C, rated load (rated power) shall be derated in accordance with the above figure.

## ■ 額定值 Ratings

| 型號<br>Type | 70°C下額定功率<br>Rated Power at 70°C<br>(W) |                                    | 元件極限電壓<br>Limiting Element Voltage<br>(V) |                                    | 最大過負荷電壓<br>Max. Overload Voltage<br>(V) |                                    |
|------------|---|------------------------------------|---|------------------------------------|---|------------------------------------|
|            | 常規功率系列<br>Normal Power<br>Series        | 提升功率系列<br>Upgraded Power<br>Series | 常規功率系列<br>Normal Power<br>Series          | 提升功率系列<br>Upgraded Power<br>Series | 常規功率系列<br>Normal Power<br>Series        | 提升功率系列<br>Upgraded Power<br>Series |
| 01005      | 1/32                                    | /                                  | 15  | /                                  | 30                                      | /                                  |
| 0201       | 1/20                                    | /                                  | 25  | /                                  | 50                                      | /                                  |
| 0402       | 1/16                                    | /                                  | 50  | /                                  | 100                                     | /                                  |
| 0603       | 1/16                                    | 1/10                               | 50  | 50                                 | 100                                     | 100                                |
| 0805       | 1/10                                    | 1/8                                | 100                                       | 150                                | 200                                     | 300                                |
| 1206       | 1/8                                     | 1/4                                | 200                                       | 200                                | 400                                     | 400                                |
| 1210       | 1/4                                     | 1/3                                | 200                                       | 200                                | 400                                     | 400                                |
| 2010       | 1/2                                     | 3/4                                | 200                                       | 200                                | 400                                     | 400                                |
| 2512       | 1                                       | /                                  | 200                                       | /                                  | 400                                     | /                                  |

注  
Note

1. 電壓為直流或交流有效值。  
Voltage of DC or AC RMS value.
  2.  $E = \sqrt{P \times R}$  或元件極限電壓兩者中的較小值。  
 $E = \sqrt{P \times R}$  or Limiting element voltage whichever is lower.
- E: 額定電壓 Rated voltage (V)  
P: 額定功率 Rated power (W)  
R: 標稱阻值 Normal resistance ( $\Omega$ )

# 常規厚膜片式固定電阻器

General Thick Film Chip Fixed Resistor

## ■ 額定值 Ratings

| 型號<br>Type                          | 阻值範圍<br>Resistance Range | 電阻溫度係數 T.C.R(ppm/°C)          |              |              |              |              |
|-------------------------------------|--------------------------|-------------------------------|--------------|--------------|--------------|--------------|
|                                     |                          | 標稱阻值允許偏差 Resistance Tolerance |              |              |              |              |
|                                     |                          | ±0.5%                         | ±1%          | ±2%          | ±5%          | ±10%         |
| 01005                               | 10Ω < R < 100Ω           | /                             | ±300         | ±300         | ±300         | ±300         |
|                                     | 100Ω < R < 1MΩ           | /                             | ±250         | ±250         | ±250         | ±250         |
| 0201                                | 1Ω < R < 10Ω             | /                             | ±400         | ±400         | ±400         | ±400         |
|                                     | 10Ω < R < 1MΩ            | ±200                          | ±200         | ±200         | ±200         | ±200         |
|                                     | 1MΩ < R < 10MΩ           | /                             | ±400         | ±400         | ±400         | ±400         |
| 0402                                | 1Ω < R < 10Ω             | /                             | ±400         | ±400         | ±400         | ±400         |
|                                     | 10Ω < R < 100Ω           | ±200                          | ±200         | ±200         | ±200         | ±200         |
|                                     | 100Ω < R < 1MΩ           | ±100 or ±200                  | ±100 or ±200 | ±100 or ±200 | ±100 or ±200 | ±100 or ±200 |
|                                     | 1MΩ < R < 10MΩ           | /                             | ±400         | ±400         | ±400         | ±400         |
| 0603、0805<br>1206、1210<br>2010、2512 | 1Ω < R < 10Ω             | /                             | ±250         | ±250         | ±250         | ±250         |
|                                     | 10Ω < R < 1MΩ            | ±100                          | ±100         | ±100         | ±100         | ±100         |
|                                     | 1MΩ < R < 10MΩ           | /                             | ±250         | ±250         | ±250         | ±250         |

## ■ 特性 Characteristics

| 項目<br>Item                               | 標準<br>Specifications  | 測試方法 (IEC 60115-1)<br>Test Methods (IEC 60115-1)   |
|--|---|--|
| 可焊性<br>Solderability                     | 可焊面積 ≥ 95%<br>95% Cover Min   | IEC 60115-1 4.17<br>245°C ± 5°C 錫槽, 保持 3s ± 0.3s.<br>Lead-free solder bath at 245°C ± 5°C for 3s ± 0.3s.   |
| 耐焊接熱<br>Resistance to<br>Soldering Heat  | 無可見損傷<br>No mechanical damage<br>ΔR < ±(1.0%R + 0.05Ω)  | IEC 60115-1 4.18<br>270°C ± 5°C 錫槽, 保持 10s ± 1s.<br>Lead-free solder bath at 270°C ± 5°C for 10s ± 1s.   |
| 基板彎曲試驗<br>Substrate<br>Bending Test      | 無可見損傷<br>No mechanical damage<br>ΔR < ±(1.0%R + 0.05Ω)  | IEC 60115-1 4.33<br>彎曲距離(Bending distance):<br>01005: 3mm; 0201、0402、0603、0805: 5mm; 1206、1210: 4mm;<br>2010、2512: 2mm.<br>保持時間(Duration): 60s ± 5s.   |
| 剪切力試驗<br>Shear Test                      | 外觀無可見損傷<br>No mechanical damage   | IEC 60115-1 4.32<br>施加力(Applying force): 0201: 2N; 0402、0603: 5N; 0805: 9N;<br>1206、1210: 25N; 2010、2512: 45N.<br>保持時間(Duration): 10s ± 1s.  |
| 電阻溫度係數<br>T.C.R                          | 在規定值內<br>Within specified T.C.R   | IEC 60115-1 4.8<br>+20°C / -55°C / +20°C / +125°C / +20°C  |
| 溫度快速變化<br>Rapid Change of<br>Temperature | 無可見損傷<br>No mechanical damage<br>01005:<br>ΔR < ±(1.0%R + 0.05Ω)<br>Others:<br>0.5%、1%:<br>ΔR < ±(0.5%R + 0.05Ω)<br>2%、5%、10%:<br>ΔR < ±(1.0%R + 0.05Ω) | IEC 60115-1 4.19<br>01005、0201: -55°C (30分鐘) ~ 常溫(5分鐘) ~ 125°C (30分鐘), 300個循環;<br>01005、0201: -55°C (30min) ~ normal temperature (5min) ~ 125°C (30min),<br>300 cycles;<br>0402、0603、0805、1206、1210、2010、2512: -55°C (30分鐘) ~ 常溫(5分鐘)<br>~ 155°C (30分鐘), 300個循環。<br>0402、0603、0805、1206、1210、2010、2512: -55°C (30min) ~ normal<br>temperature (5min) ~ 155°C (30min), 300cycles. |
| 短時間過負載<br>Short Time<br>Overload         | 無可見損傷<br>No mechanical damage<br>01005:<br>ΔR < ±(2.0%R + 0.05Ω)<br>Others:<br>0.5%、1%:<br>ΔR < ±(1.0%R + 0.05Ω)<br>2%、5%、10%:<br>ΔR < ±(2.0%R + 0.05Ω) | IEC 60115-1 4.13<br>2.5倍額定電壓或最大過負荷電壓(取較小值), 持續5秒。<br>2.5 times rated voltage or max. overload voltage whichever is<br>lower for 5 s.   |

## ■ 特性 Characteristics

( 續上頁 Continue)

| 項目<br>Item   | 標準<br>Specifications  | 測試方法 (IEC 60115-1)<br>Test Methods (IEC 60115-1)  |
|--|---|---|
| 斷續過負載<br>Periodic Pulse<br>Overload Test                       | 無可見損傷<br>No mechanical damage<br>$\Delta R < \pm (5.0\%R + 0.05\Omega)$   | IEC 60115-1 4.39<br>2.5倍額定電壓或最大過負荷電壓(取較小值), 通1秒/斷25秒, 10000個循環。<br>2.5 times rated voltage or max. overload voltage whichever is lower for 1s ON/ 25s OFF, 10000 cycles.                                  |
| 穩態濕熱<br>Damp Heat,<br>Steady State                             | 無可見損傷<br>No mechanical damage<br>$\Delta R < \pm (3.0\%R + 0.05\Omega)$   | IEC 60115-1 4.24<br>40°C ± 2°C, 93% ± 3%RH, 1000h, 額定電壓或元件極限電壓(取較小值), 通1.5小時/斷0.5小時。<br>40°C ± 2°C, 93% ± 3%RH, 1000h, rated voltage or limiting element voltage whichever is lower for 1.5h ON/0.5h OFF. |
| 70°C 耐久性<br>Endurance<br>at 70°C                               | 無可見損傷<br>No mechanical damage<br>01005:<br>$\Delta R < \pm (3.0\%R + 0.05\Omega)$<br>Others:<br>0.5%, 1%:<br>$\Delta R < \pm (1.0\%R + 0.05\Omega)$<br>2%, 5%, 10%:<br>$\Delta R < \pm (2.0\%R + 0.05\Omega)$ | IEC 60115-1 4.25.1<br>70°C ± 2°C, 1000小時, 額定電壓或元件極限電壓(取較小值), 通1.5小時/斷0.5小時。<br>70°C ± 2°C, 1000h, rated voltage or limiting element voltage whichever is lower for 1.5h ON/0.5h OFF.                      |
| 上限類別溫度<br>耐久性<br>Endurance<br>at Upper Category<br>Temperature | 無可見損傷<br>No mechanical damage<br>01005:<br>$\Delta R < \pm (3.0\%R + 0.05\Omega)$<br>Others:<br>0.5%, 1%:<br>$\Delta R < \pm (1.0\%R + 0.05\Omega)$<br>2%, 5%, 10%:<br>$\Delta R < \pm (2.0\%R + 0.05\Omega)$ | IEC 60115-1 4.25.3<br>01005, 0201: 125°C ± 2°C, 1000h.<br>0402, 0603, 0805, 1206, 1210, 2010, 2512: 155°C ± 2°C, 1000h.   |
| 低溫負載<br>Operation at<br>Low<br>Temperature                     | 無可見損傷<br>No mechanical damage<br>01005:<br>$\Delta R < \pm (3.0\%R + 0.05\Omega)$<br>Others:<br>0.5%, 1%:<br>$\Delta R < \pm (1.0\%R + 0.05\Omega)$<br>2%, 5%, 10%:<br>$\Delta R < \pm (2.0\%R + 0.05\Omega)$ | IEC 60115-1 4.36<br>-55°C ± 5°C, 無負載1小時, 額定電壓或元件極限電壓(取較小值)45分鐘, 無負載15分鐘。<br>-55°C ± 5°C, 1h without load, rated voltage or limiting element voltage whichever is lower for 45min, 15min without load.     |
| 絕緣電阻<br>Insulation<br>Resistance                               | 1000MΩ Min  | IEC 60115-1 4.6<br>在電極與基片間施加100V ± 15V直流電壓, 保持1分鐘, 然後測絕緣電阻值。<br>Apply DC 100V ± 15V between substrate and terminations for 1min, then check insulation resistance.  |
| 耐電壓<br>Voltage Proof   | 無擊穿或飛弧<br>No breakdown or<br>flashover  | IEC 60115-1 4.7<br>在電極與基片間以大約100V/s的速率施加有效值為最大過負荷電壓的交流電壓, 保持60s ± 5s。<br>Apply max. overload voltage of AC RMS at a rate of approximately 100V/s between substrate and terminations for 60s ± 5s.         |
| 耐溶劑<br>Component<br>Solvent<br>Resistance                      | 無可見損傷<br>No mechanical damage<br>$\Delta R < \pm (1.0\%R + 0.05\Omega)$   | IEC 60115-1 4.29<br>異丙醇 (IPA), 23°C ± 5°C, 浸10小時。<br>Iso-propyl alcohol (IPA), 23°C ± 5°C, 10h.   |

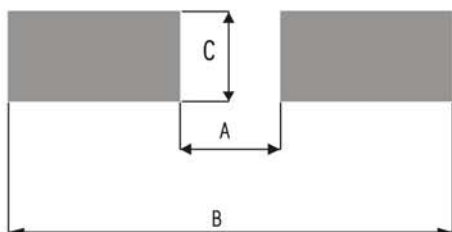
## ■ 包裝 Packaging

包裝方式見附錄 Packaging see the appendix.

■ 推薦焊盤尺寸 Recommend Solder Pad Size

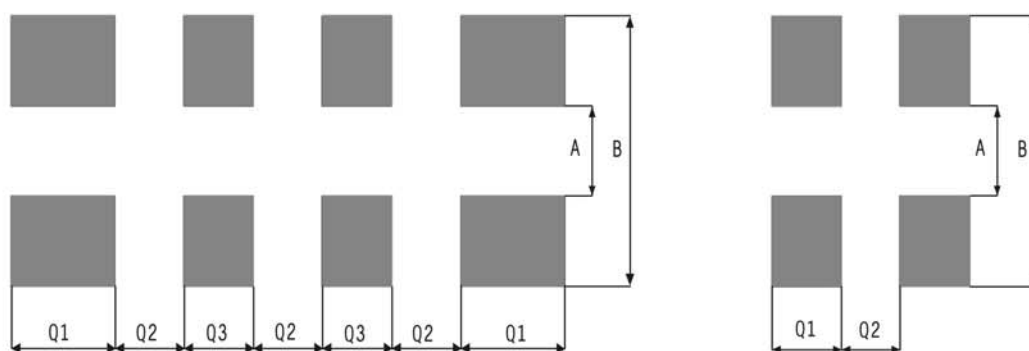
● 片式固定電阻器 Chip fixed resistor

單位 unit: mm



| 型號 Type | A    | B    | C    |
|---------|------|------|------|
| 01005   | 0.17 | 0.60 | 0.22 |
| 0201    | 0.23 | 0.84 | 0.38 |
| 0402    | 0.45 | 1.45 | 0.60 |
| 0603    | 0.80 | 2.50 | 0.95 |
| 0805    | 1.05 | 3.25 | 1.40 |
| 1206    | 1.90 | 4.50 | 1.75 |
| 1210    | 2.00 | 4.60 | 2.70 |
| 2010    | 3.50 | 6.50 | 2.70 |
| 2512    | 4.80 | 7.80 | 3.40 |

● 厚膜片式網絡電阻器 Thick film chip network resistor



單位 unit: mm

| 型號 Type | A    | B    | Q1   | Q2   | Q3   |
|---------|------|------|------|------|------|
| RCMT04  | 0.50 | 1.50 | 0.35 | 0.30 | /    |
| RCMT08  | 0.38 | 1.60 | 0.40 | 0.20 | 0.30 |
| RCML08  | 0.80 | 2.70 | 0.60 | 0.40 | 0.40 |

## ■ 包裝 Packaging

### ● 紙帶編帶 Paper Taping

適用於01005、0201、0402、RCMT04、RCMT08：  
For 01005、0201、0402、RCMT04、RCMT08：



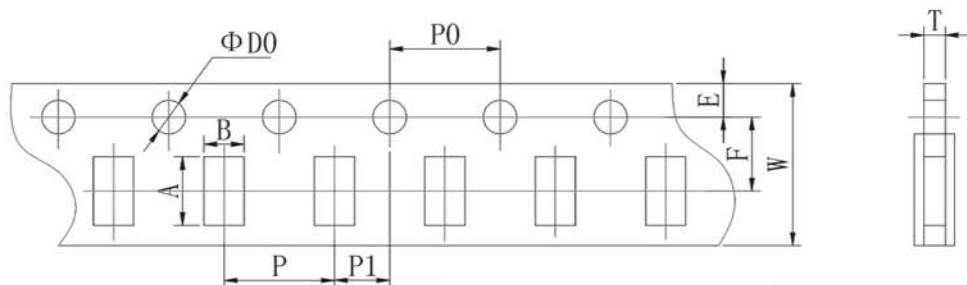
單位 unit: mm

| 型號 Type | A         | B         | W         | F         | E         |
|---------|-----------|-----------|-----------|-----------|-----------|
| 01005   | 0.45±0.02 | 0.25±0.02 | 8.00±0.02 | 3.50±0.05 | 1.75±0.05 |
| 0201    | 0.70±0.10 | 0.40±0.10 | 8.00±0.20 | 3.50±0.05 | 1.75±0.10 |
| 0402    | 1.20±0.10 | 0.70±0.10 | 8.00±0.20 | 3.50±0.05 | 1.75±0.10 |
| RCMT04  | 1.20±0.10 | 1.20±0.10 | 8.00±0.20 | 3.50±0.05 | 1.75±0.10 |
| RCMT08  | 2.20±0.10 | 1.20±0.10 | 8.00±0.20 | 3.50±0.05 | 1.75±0.10 |

單位 unit: mm

| 型號 Type | P         | P0        | P1        | ΦD0       | T1        | T         |
|---------|-----------|-----------|-----------|-----------|-----------|-----------|
| 01005   | 2.00±0.05 | 4.00±0.10 | 2.00±0.05 | 1.55±0.02 | 0.17±0.02 | 0.31±0.02 |
| 0201    | 2.00±0.05 | 4.00±0.10 | 2.00±0.05 | 1.50±0.10 | 0.28±0.04 | 0.42±0.05 |
| 0402    | 2.00±0.05 | 4.00±0.10 | 2.00±0.05 | 1.50±0.10 | /         | 0.42±0.05 |
| RCMT04  | 2.00±0.10 | 4.00±0.10 | 2.00±0.05 | 1.50±0.10 | /         | 0.42±0.05 |
| RCMT08  | 2.00±0.10 | 4.00±0.10 | 2.00±0.05 | 1.50±0.10 | /         | 0.60±0.10 |

適用於0603、0805、1206、1210、RCML08：  
For 0603、0805、1206、1210、RCML08：



## 附錄 Appendix

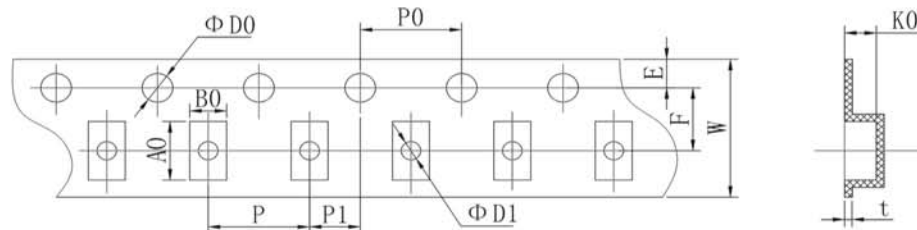
單位 unit: mm

| 型號 Type | A         | B         | W         | F         | E         |
|---------|-----------|-----------|-----------|-----------|-----------|
| 0603    | 1.85±0.10 | 1.10±0.10 | 8.00±0.20 | 3.50±0.05 | 1.75±0.10 |
| 0805    | 2.35±0.10 | 1.65±0.10 | 8.00±0.20 | 3.50±0.05 | 1.75±0.10 |
| 1206    | 3.50±0.20 | 1.90±0.20 | 8.00±0.20 | 3.50±0.05 | 1.75±0.10 |
| 1210    | 3.50±0.20 | 2.80±0.20 | 8.00±0.20 | 3.50±0.05 | 1.75±0.10 |
| RCML08  | 3.50±0.20 | 1.90±0.20 | 8.00±0.20 | 3.50±0.05 | 1.75±0.10 |

單位 unit: mm

| 型號 Type | P         | P0        | P1        | ΦD0       | T         |
|---------|-----------|-----------|-----------|-----------|-----------|
| 0603    | 4.00±0.10 | 4.00±0.10 | 2.00±0.05 | 1.50±0.10 | 0.60±0.10 |
| 0805    | 4.00±0.10 | 4.00±0.10 | 2.00±0.05 | 1.50±0.10 | 0.75±0.10 |
| 1206    | 4.00±0.10 | 4.00±0.10 | 2.00±0.05 | 1.50±0.10 | 0.75±0.10 |
| 1210    | 4.00±0.10 | 4.00±0.10 | 2.00±0.05 | 1.50±0.10 | 0.75±0.10 |
| RCML08  | 4.00±0.10 | 4.00±0.10 | 2.00±0.05 | 1.50±0.10 | 0.75±0.10 |

● 塑料帶編帶 Embossed Taping  
適用於2010、2512:  
For 2010、2512:



單位 unit: mm

| 型號 Type | A0        | B0        | W          | F         | E         | t         |
|---------|-----------|-----------|------------|-----------|-----------|-----------|
| 2010    | 5.45±0.10 | 2.77±0.10 | 12.00±0.10 | 5.50±0.10 | 1.75±0.10 | 0.24±0.05 |
| 2512    | 6.73±0.10 | 3.40±0.10 | 12.00±0.10 | 5.50±0.10 | 1.75±0.10 | 0.24±0.05 |

單位 unit: mm

| 型號 Type | P         | P0        | P1        | ΦD0          | ΦD1       | K0        |
|---------|-----------|-----------|-----------|--------------|-----------|-----------|
| 2010    | 4.00±0.10 | 4.00±0.10 | 2.00±0.05 | 1.50+0.10/-0 | 1.50±0.10 | 0.84±0.10 |
| 2512    | 4.00±0.10 | 4.00±0.10 | 2.00±0.05 | 1.50+0.10/-0 | 1.50±0.10 | 0.81±0.10 |

● 卷盤 Reel



單位 unit: mm

| 型號 Type  | M       | W        | T        | A       | B        | C        | D        |
|--|---------|----------|----------|---------|----------|----------|----------|
| 01005、0201<br>0402、0603<br>0805、1206<br>1210、RCMT04<br>RCMT08、RCML08 | 178±2.0 | 9.5±1.0  | 12.5±1.5 | 2.0±0.5 | 13.0±0.5 | 21.0±0.5 | 58.0±2.0 |
| 2010、2512  | 178±2.0 | 13.0±0.5 | 15.5±1.5 | 2.0±0.5 | 13.0±0.5 | 21.0±0.5 | 57.0±2.0 |

● 包裝數量 Packaging Quantity

| 包裝方法<br>Packaging style | 編帶<br>Tape & reel |                               |                                  |              | 塑料袋散裝<br>Case         |  |                      |
|-------------------------|-------------------|-------------------------------|----------------------------------|--------------|-----------------------|--|----------------------|
| 型號 Type                 | 01005             | 0201、0402<br>RCMT04<br>RCMT08 | 0603、0805<br>1206、1210<br>RCML08 | 2010<br>2512 | 01005<br>0201<br>0402 | 0603、0805<br>1206<br>RCMT04、RCMT08<br>RCML08 | 1210<br>2010<br>2512 |
| 數量<br>Quantity(pcs)     | 20000             | 10000                         | 5000                             | 4000         | <50000                | <10000                                       | <4000                |

■ IEC E-24、E-96系列電阻值代碼對照表

IEC E-24、E-96 Series Resistance Cross-reference List

● E-24 系列 E-24 series (×10<sup>n</sup>Ω)

(單位 unit: 0.001Ω、0.01Ω、0.1Ω、1Ω、10Ω、100Ω、1kΩ、10kΩ、100kΩ、1MΩ、10MΩ、100MΩ、1000MΩ)

|     |     |     |     |     |     |
|-----|-----|-----|-----|-----|-----|
| 1.0 | 1.5 | 2.2 | 3.3 | 4.7 | 6.8 |
| 1.1 | 1.6 | 2.4 | 3.6 | 5.1 | 7.5 |
| 1.2 | 1.8 | 2.7 | 3.9 | 5.6 | 8.2 |
| 1.3 | 2.0 | 3.0 | 4.3 | 6.2 | 9.1 |



# 附錄

## Appendix

● E-96系列 E-96 series ( $\times 10^n \Omega$ )

(單位unit: 0.001 $\Omega$ 、0.01 $\Omega$ 、0.1 $\Omega$ 、1 $\Omega$ 、10 $\Omega$ 、100 $\Omega$ 、1k $\Omega$ 、10k $\Omega$ 、100k $\Omega$ 、1M $\Omega$ 、10M $\Omega$ 、100M $\Omega$ 、1000M $\Omega$ )

|      |      |      |      |      |      |      |      |
|------|------|------|------|------|------|------|------|
| 1.00 | 1.33 | 1.78 | 2.37 | 3.16 | 4.22 | 5.62 | 7.50 |
| 1.02 | 1.37 | 1.82 | 2.43 | 3.24 | 4.32 | 5.76 | 7.68 |
| 1.05 | 1.40 | 1.87 | 2.49 | 3.32 | 4.42 | 5.90 | 7.87 |
| 1.07 | 1.43 | 1.91 | 2.55 | 3.40 | 4.53 | 6.04 | 8.06 |
| 1.10 | 1.47 | 1.96 | 2.61 | 3.48 | 4.64 | 6.19 | 8.25 |
| 1.13 | 1.50 | 2.00 | 2.67 | 3.57 | 4.75 | 6.34 | 8.45 |
| 1.15 | 1.54 | 2.05 | 2.74 | 3.65 | 4.87 | 6.49 | 8.66 |
| 1.18 | 1.58 | 2.10 | 2.80 | 3.74 | 4.99 | 6.65 | 8.87 |
| 1.21 | 1.62 | 2.15 | 2.87 | 3.83 | 5.11 | 6.81 | 9.09 |
| 1.24 | 1.65 | 2.21 | 2.94 | 3.92 | 5.23 | 6.98 | 9.31 |
| 1.27 | 1.69 | 2.26 | 3.01 | 4.02 | 5.36 | 7.15 | 9.53 |
| 1.30 | 1.74 | 2.32 | 3.09 | 4.12 | 5.49 | 7.32 | 9.76 |

● E-96系列0603型號《乘數代碼對照表》及《電阻值代碼對照表》

E-96 series (0603) 《multiplied Cross-reference List》 And 《Resistance Cross-reference List》

| 乘數multiplied | $\times 10^0$ | $\times 10^1$ | $\times 10^2$ | $\times 10^3$ | $\times 10^4$ | $\times 10^5$ | $\times 10^6$ | $\times 10^7$ | $\times 10^{-1}$ | $\times 10^{-2}$ | $\times 10^{-3}$ |
|--------------|---------------|---------------|---------------|---------------|---------------|---------------|---------------|---------------|------------------|------------------|------------------|
| 代碼 code      | A             | B             | C             | D             | E             | F             | G             | H             | X                | Y                | Z                |

| 代號 Code | E-96系列電阻 E-96 resistance | 代號 Code | E-96系列電阻 E-96 resistance | 代號 Code | E-96系列電阻 E-96 resistance | 代號 Code | E-96系列電阻 E-96 resistance |
|---------|--------------------------|---------|--------------------------|---------|--------------------------|---------|--------------------------|
| 01      | 100                      | 25      | 178                      | 49      | 316                      | 73      | 562                      |
| 02      | 102                      | 26      | 182                      | 50      | 324                      | 74      | 576                      |
| 03      | 105                      | 27      | 187                      | 51      | 332                      | 75      | 590                      |
| 04      | 107                      | 28      | 191                      | 52      | 340                      | 76      | 604                      |
| 05      | 110                      | 29      | 196                      | 53      | 348                      | 77      | 619                      |
| 06      | 113                      | 30      | 200                      | 54      | 357                      | 78      | 634                      |
| 07      | 115                      | 31      | 205                      | 55      | 365                      | 79      | 649                      |
| 08      | 118                      | 32      | 210                      | 56      | 374                      | 80      | 665                      |
| 09      | 121                      | 33      | 215                      | 57      | 383                      | 81      | 681                      |
| 10      | 124                      | 34      | 221                      | 58      | 392                      | 82      | 698                      |
| 11      | 127                      | 35      | 226                      | 59      | 402                      | 83      | 715                      |
| 12      | 130                      | 36      | 232                      | 60      | 412                      | 84      | 732                      |
| 13      | 133                      | 37      | 237                      | 61      | 422                      | 85      | 750                      |
| 14      | 137                      | 38      | 243                      | 62      | 432                      | 86      | 768                      |
| 15      | 140                      | 39      | 249                      | 63      | 442                      | 87      | 787                      |
| 16      | 143                      | 40      | 255                      | 64      | 453                      | 88      | 806                      |
| 17      | 147                      | 41      | 261                      | 65      | 464                      | 89      | 825                      |
| 18      | 150                      | 42      | 267                      | 66      | 475                      | 90      | 845                      |
| 19      | 154                      | 43      | 274                      | 67      | 487                      | 91      | 866                      |
| 20      | 158                      | 44      | 280                      | 68      | 499                      | 92      | 887                      |
| 21      | 162                      | 45      | 287                      | 69      | 511                      | 93      | 909                      |
| 22      | 165                      | 46      | 294                      | 70      | 523                      | 94      | 931                      |
| 23      | 169                      | 47      | 301                      | 71      | 536                      | 95      | 953                      |
| 24      | 174                      | 48      | 309                      | 72      | 549                      | 96      | 976                      |

## ■ 片式電阻器使用說明 Chip Resistor Instructions for Use

### ● 本產品在以下特殊環境下應用，性能可能會受到影響：

- 1、在各種類型的液體，包括水、油、化學品、有機溶劑的使用。
- 2、在戶外直接暴露在陽光的地方，或在灰塵多的地方使用。
- 3、在產品暴露的地方，有海風或腐蝕性氣體，包括氯氣、硫化氫、氨氣、二氧化硫、二氧化氮。
- 4、在產品暴露于靜電或電磁波的地方使用。
- 5、在產生熱量的部件、塑料綫，或其他易燃物品附近使用。
- 6、在用樹脂或其他塗層材料密封產品的情況下使用。
- 7、焊接后使用不潔焊料或使用水或水溶性清洗劑清洗產品。

### ● Application of the products in a special environment can deteriorate product performance:

- 1、Use in various types of liquid, including water, oils, chemicals, and organic solvents.
- 2、Use outdoors where the products are exposed to direct sunlight, or in dusty places.
- 3、Use in places where the products are exposed to sea winds or corrosive gases, including Cl<sub>2</sub>, H<sub>2</sub>S, NH<sub>3</sub>, SO<sub>2</sub>, and NO<sub>2</sub>.
- 4、Use in places where the products are exposed to static electricity or electromagnetic waves.
- 5、Use in proximity to heat-producing components, plastic cords, or other flammable items.
- 6、Use involving sealing or coating the products with resin or other coating materials.
- 7、Use involving unclean solder or use of water or water-soluble cleaning agents for cleaning after soldering.

### ● 產品使用注意事項

- 1、避免采用超過正常額定功率的功率，超過額定功率的穩態負載條件下可能會對產品性能和可靠性產生負面影響。
- 2、用鑷子拿起產品時要小心，有可能會將保護或電阻體夾碎。
- 3、手動安裝產品時，烙鐵頭勿觸碰產品。
- 4、貯存條件：溫度5℃~30℃，相對濕度30%~70%。

### ● Precautions on use of products

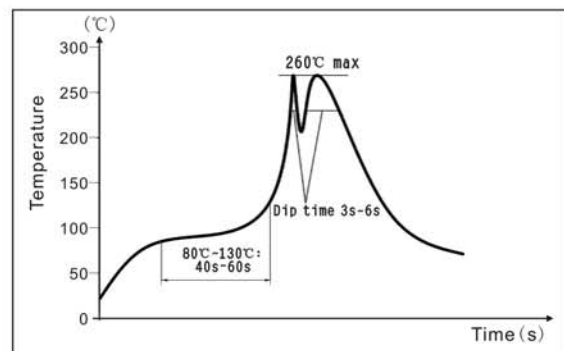
- 1、Avoid applying power exceeding normal rated power, exceeding the power rating under steady-state loading condition may negatively affect product performance and reliability.
- 2、Be careful when pick up the products with tweezers. There may be a care that the overcoat and / or the body can be chipped.
- 3、Soldering tip shall not touch the product when install product manually.
- 4、Storage conditions: T: 5℃~30℃, RH: 30%~70%.

## ■ 焊接 Soldering

### ● 推薦的回流焊曲綫 Recommended reflow profile



### ● 推薦的波峰焊曲綫 Recommended wave solder profile



### ● 推薦的焊膏類型 Recommended solder alloy: 96.5Sn/3.0Ag/0.5Cu

## X-ON Electronics

Largest Supplier of Electrical and Electronic Components

*Click to view similar products for [Thick Film Resistors](#) category:*

*Click to view products by [Fenghua Advanced](#) manufacturer:*

Other Similar products are found below :

[MCR03EZPFX3162](#) [MCR004YZPJ332](#) [201007J022KT4E](#) [201007F1653T4E](#) [201007F6652T4E](#) [0603WAF137KT5E](#) [RTT204702FTE](#)  
[RTT203000FTE](#) [RTT2056R0FTE](#) [CR2010F470KE04Z](#) [RTT018451FTH](#) [RTT021802DTH](#) [0402WGF510LTCE](#) [0201WMJ0200TEE](#)  
[TR0603B26K7P0550Z](#) [0201WMF5102TEE](#) [1210W2J047KT5E](#) [YLR12-2-4F-W](#) [HOT\(0.25x1.3\)-3.2-0R-I](#) [HOT\(0.4x1.5\)-5.2-0R-I](#)  
[HoT\(0.45x1.5\)-8.2-0R-I](#) [0201WMF1103TEE](#) [0201WMF7152TEE](#) [1210W2J0124T5E](#) [201007J010LT4E](#) [201007J0360T4E](#) [201007J0430T4E](#)  
[0805W8F931KT5E](#) [1206W4F5231T5E](#) [1210W2J0620T5E](#) [201007J0822T4E](#) [0201WMF1005TCE](#) [0201WMF1212TCE](#) [0201WMF1373TCE](#)  
[0201WMF1400TCE](#) [0201WMF2000TEE](#) [0201WMF2001TCE](#) [0201WMF226JTCE](#) [0201WMF2672TCE](#) [0201WMF2803TCE](#)  
[0201WMF357JTCE](#) [0201WMF3743TCE](#) [0201WMF430JTCE](#) [0201WMF4990TCE](#) [0201WMF5104TCE](#) [0201WMF510JTEE](#)  
[0201WMF5110TCE](#) [0201WMF6652TEE](#) [0201WMF6812TCE](#) [0201WMF8200TCE](#)