

Data Sheet

Customer:

Product: SMD Power Inductor – PCD Series

Sizes.: 0301/0302/0403/0502/0503/0504/0703/0705/1004/1005/1006

Issued Date: 05-Jan-18

Edition: REV.C2



VIKING TECH CORPORATION
光韻科技股份有限公司
No.70, Guangfu N. Rd., Hukou
Township, Hsinchu County
303, Taiwan (R.O.C)

TEL:886-3-5972931
FAX:886-3-5972935•886-3-5973494
E-mail:sales@viking.com.tw

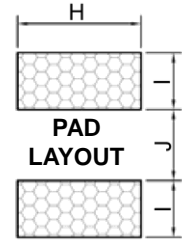
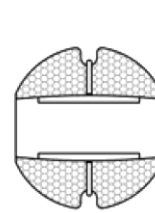
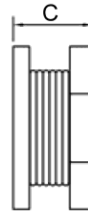
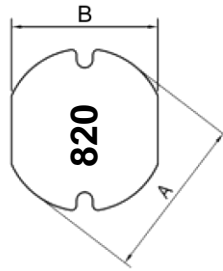
VIKING TECH CORPORATION KAOHSIUNG BRANCH
光韻科技股份有限公司高雄分公司
No.248-3, Sin-Sheng Rd., Cian-Jhen Dist., Kaohsiung,
806, Taiwan

TEL:886-7-8217999
FAX:886-7-8228229
E-mail:sales@viking.com.tw

VIKING ELECTRONICS (WUXI) CO., LTD.
光韻電子(無錫)有限公司
No.22 Xixia Road, Machinery & Industry Park,
National Hi-Tech Industrial Development Zone
of Wuxi, Wuxi, Jiangsu Province, China
Zip Code:214028
TEL:86-510-85203339
FAX:86-510-85203667•86-510-85203977
E-mail:china@viking.com.tw

| Produced by (QC) | Checked (QC) | Approved by (QC) | Prepared by (Sales) | Accepted by (Customer) |
|---------------------|------------------|---------------------|------------------------|---------------------------|
| 05-Jan-18 | 05-Jan-18 | 05-Jan-18 | 05-Jan-18 | |
| <i>Kris Chen</i> | <i>Ben Chang</i> | <i>Ben Chang</i> | | |

SMD Power Inductor



Dimensions

| Type | A (mm) | B (mm) | C (mm) | H (mm) | I (mm) | J (mm) |
|---------|----------|---------|----------|--------|--------|--------|
| PCD0301 | 3.5±0.3 | 3.0±0.3 | 1.15±0.3 | 3.50 | 1.60 | 0.8 |
| PCD0302 | 3.5±0.3 | 3.0±0.3 | 2.1±0.3 | 3.50 | 1.60 | 0.8 |
| PCD0403 | 4.5±0.3 | 4.0±0.3 | 3.2±0.3 | 4.50 | 1.75 | 1.5 |
| PCD0502 | 5.8±0.3 | 5.2±0.3 | 2.5±0.3 | 5.50 | 2.15 | 1.7 |
| PCD0503 | 5.8±0.3 | 5.2±0.3 | 3.0±0.3 | 5.50 | 2.15 | 1.7 |
| PCD0504 | 5.8±0.3 | 5.2±0.3 | 4.5±0.3 | 5.50 | 2.15 | 1.7 |
| PCD0703 | 7.8±0.3 | 7.0±0.3 | 3.5±0.5 | 7.50 | 3.00 | 2.0 |
| PCD0705 | 7.8±0.3 | 7.0±0.3 | 5.0±0.5 | 7.50 | 3.00 | 2.0 |
| PCD1004 | 10.0±0.4 | 9.0±0.3 | 4.0±0.5 | 9.50 | 3.75 | 2.5 |
| PCD1005 | 10.0±0.4 | 9.0±0.3 | 5.4±0.5 | 9.50 | 3.75 | 2.5 |
| PCD1006 | 10.0±0.4 | 9.0±0.3 | 7.5 max. | 9.50 | 3.75 | 2.5 |

Features

- High power, High saturation inductors
- Silver Plated Type, Low cost design
- Ideal inductors for DC-DC converters
- Available on tape and reel for auto surface mounting

Applications

- Power Supply For VTRs.
- LCD Televisions
- Personal Computers
- Handheld Communication
- DC/DC Converters, etc.

Characteristics

- Rated DC Current: The DC current when the inductance becomes 10% lower than its initial value or DC current when temperature of coil is increased to 40°C. (Ta=25°C). The smaller one is defined as Rated DC Current.
- Operating temperature range: -40 ~ 125°C

Inductance and rated current ranges

- PCD0301 1.0~390µH 1.40~0.10A
- PCD0302 1.0~470µH 2.20~0.07A
- PCD0403 0.5~1000µH 3.00~0.109A
- PCD0502 1.0~1000µH 4.00~0.14A
- PCD0503 1.0~1000µH 4.50~0.13A
- PCD0504 0.6~3300µH 11.0~0.085A
- PCD0703 1.0~1000µH 1.64~0.20A
- PCD0705 1.0~1500µH 3.40~0.16A
- PCD1004 1.0~560µH 8.70~0.32A
- PCD1005 1.2~1000µH 8.63~0.20A
- PCD1006 1.0~1000µH 9.50~0.46A

– Test equipment:

L: HP4284A LCR meter

DCR: Milli-ohm meter

– Electrical specifications at 25°C

SMD Power Inductor

■ Product Identification

| | | | | |
|--------------|---|--------------------|------------------|---------------------------------------|
| PCD | 1005 | M | T | 101 |
| Product Type | Dimensions (AxBxC) | Inductor Tolerance | Packaging Style | Inductance |
| | 0301: 3.5x3.0x1.15 0302: 3.5x3.0x2.1 0403: 4.5x4.0x3.2 0502: 5.8x5.2x2.5 0503: 5.8x5.2x3.0 0504: 5.8x5.2x4.5 0703: 7.8x7.0x3.5 0705: 7.8x7.0x5.0 1004: 10x9.0x4.0 1005: 10x9.0x5.4 1006: 10x9.0x7.5 | K: ±10% M: ±20% | T: Tape and Reel | 1R0: 1.0μH 470: 47μH 101: 100μH |

■ Electrical Characteristics

PCD0301 Type(□:Tolerance):

| Part No | L (μH) | Tolerance | Test Condition | DCR (Ω) max. | IDC (A) max. |
|--------------|--------|-----------|----------------|--------------|--------------|
| PCD0301□T1R0 | 1.0 | M | 100KHz, 0.25V | 0.060 | 1.40 |
| PCD0301□T1R5 | 1.5 | M | 100KHz, 0.25V | 0.081 | 1.30 |
| PCD0301□T1R8 | 1.8 | M | 100KHz, 0.25V | 0.098 | 1.24 |
| PCD0301□T2R2 | 2.2 | M | 100KHz, 0.25V | 0.240 | 1.20 |
| PCD0301□T2R7 | 2.7 | M | 100KHz, 0.25V | 0.135 | 1.04 |
| PCD0301□T3R3 | 3.3 | M | 100KHz, 0.25V | 0.270 | 1.00 |
| PCD0301□T3R9 | 3.9 | M | 100KHz, 0.25V | 0.188 | 0.79 |
| PCD0301□T4R7 | 4.7 | M | 100KHz, 0.25V | 0.400 | 0.90 |
| PCD0301□T5R6 | 5.6 | M | 100KHz, 0.25V | 0.450 | 0.65 |
| PCD0301□T6R8 | 6.8 | M | 100KHz, 0.25V | 0.500 | 0.56 |
| PCD0301□T8R2 | 8.2 | M | 100KHz, 0.25V | 0.650 | 0.50 |
| PCD0301□T100 | 10 | M | 1KHz, 0.25V | 0.750 | 0.45 |
| PCD0301□T120 | 12 | M | 1KHz, 0.25V | 0.850 | 0.43 |
| PCD0301□T150 | 15 | M | 1KHz, 0.25V | 1.200 | 0.39 |
| PCD0301□T180 | 18 | M | 1KHz, 0.25V | 1.300 | 0.32 |
| PCD0301□T220 | 22 | M | 1KHz, 0.25V | 1.500 | 0.28 |
| PCD0301□T270 | 27 | M | 1KHz, 0.25V | 2.200 | 0.26 |
| PCD0301□T330 | 33 | M | 1KHz, 0.25V | 2.800 | 0.25 |
| PCD0301□T470 | 47 | M | 1KHz, 0.25V | 4.000 | 0.21 |
| PCD0301□T560 | 56 | M | 1KHz, 0.25V | 4.500 | 0.20 |
| PCD0301□T680 | 68 | M | 1KHz, 0.25V | 5.000 | 0.18 |
| PCD0301□T820 | 82 | M | 1KHz, 0.25V | 6.500 | 0.16 |
| PCD0301□T101 | 100 | M | 1KHz, 0.25V | 7.500 | 0.15 |
| PCD0301□T221 | 220 | M | 1KHz, 0.25V | 14.00 | 0.13 |
| PCD0301□T331 | 330 | M | 1KHz, 0.25V | 22.00 | 0.11 |
| PCD0301□T391 | 390 | M | 1KHz, 0.25V | 26.00 | 0.10 |

■Electrical Characteristics

PCD 0302 Type(□:Tolerance):

| Part No | L (μ H) | Tolerance | Test Condition | DCR (Ω) max. | IDC (A) max. |
|--------------|-----------------|-----------|-------------------|--------------------------|-----------------|
| PCD0302□T1R0 | 1.0 | M | 100KHz, 0.25V | 0.045 | 2.200 |
| PCD0302□T1R2 | 1.2 | M | 100KHz, 0.25V | 0.050 | 2.100 |
| PCD0302□T1R4 | 1.4 | M | 100KHz, 0.25V | 0.050 | 2.000 |
| PCD0302□T1R5 | 1.5 | M | 100KHz, 0.25V | 0.055 | 1.700 |
| PCD0302□T1R8 | 1.8 | M | 100KHz, 0.25V | 0.070 | 1.650 |
| PCD0302□T2R2 | 2.2 | M | 100KHz, 0.25V | 0.085 | 1.600 |
| PCD0302□T2R7 | 2.7 | M | 100KHz, 0.25V | 0.100 | 1.400 |
| PCD0302□T3R3 | 3.3 | M | 100KHz, 0.25V | 0.120 | 1.040 |
| PCD0302□T3R9 | 3.9 | M | 100KHz, 0.25V | 0.130 | 1.000 |
| PCD0302□T4R7 | 4.7 | M | 100KHz, 0.25V | 0.170 | 1.000 |
| PCD0302□T5R6 | 5.6 | M | 100KHz, 0.25V | 0.185 | 0.950 |
| PCD0302□T6R8 | 6.8 | M | 100KHz, 0.25V | 0.200 | 0.950 |
| PCD0302□T8R2 | 8.2 | M | 100KHz, 0.25V | 0.250 | 0.900 |
| PCD0302□T100 | 10 | K, M | 1KHz, 0.25V | 0.320 | 0.760 |
| PCD0302□T120 | 12 | K, M | 1KHz, 0.25V | 0.350 | 0.685 |
| PCD0302□T150 | 15 | K, M | 1KHz, 0.25V | 0.460 | 0.635 |
| PCD0302□T180 | 18 | K, M | 1KHz, 0.25V | 0.520 | 0.525 |
| PCD0302□T220 | 22 | K, M | 1KHz, 0.25V | 0.660 | 0.500 |
| PCD0302□T270 | 27 | K, M | 1KHz, 0.25V | 0.760 | 0.405 |
| PCD0302□T330 | 33 | K, M | 1KHz, 0.25V | 0.920 | 0.380 |
| PCD0302□T390 | 39 | K, M | 1KHz, 0.25V | 1.120 | 0.355 |
| PCD0302□T470 | 47 | K, M | 1KHz, 0.25V | 1.270 | 0.330 |
| PCD0302□T560 | 56 | K, M | 1KHz, 0.25V | 1.500 | 0.290 |
| PCD0302□T680 | 68 | K, M | 1KHz, 0.25V | 2.000 | 0.260 |
| PCD0302□T820 | 82 | K, M | 1KHz, 0.25V | 2.440 | 0.230 |
| PCD0302□T101 | 100 | K, M | 1KHz, 0.25V | 2.850 | 0.200 |
| PCD0302□T121 | 120 | K, M | 1KHz, 0.25V | 3.400 | 0.180 |
| PCD0302□T151 | 150 | K, M | 1KHz, 0.25V | 4.470 | 0.160 |
| PCD0302□T181 | 180 | K, M | 1KHz, 0.25V | 5.110 | 0.150 |
| PCD0302□T221 | 220 | K, M | 1KHz, 0.25V | 7.310 | 0.140 |
| PCD0302□T271 | 270 | K, M | 1KHz, 0.25V | 8.500 | 0.100 |
| PCD0302□T331 | 330 | K, M | 1KHz, 0.25V | 10.19 | 0.090 |
| PCD0302□T471 | 470 | K, M | 1KHz, 0.25V | 13.50 | 0.070 |

■Electrical Characteristics

PCD0403 Type(□:Tolerance):

| Part No | L (μH) | Tolerance | Test Condition | DCR (Ω) max. | IDC (A) max. |
|----------------|--------|-----------|----------------|--------------|--------------|
| PCD0403□TR50 | 0.5 | M | 100KHz, 0.25V | 0.020 | 3.000 |
| PCD0403□T1R0 | 1.0 | M | 100KHz, 0.25V | 0.049 | 2.700 |
| PCD0403□T1R0-1 | 1.0 | N | 100KHz, 0.1V | 0.049 | 5.72 |
| PCD0403□T1R2 | 1.2 | M | 100KHz, 0.25V | 0.053 | 2.540 |
| PCD0403□T1R4 | 1.4 | M | 100KHz, 0.25V | 0.056 | 2.500 |
| PCD0403□T1R5 | 1.5 | M | 100KHz, 0.25V | 0.061 | 2.240 |
| PCD0403□T1R8 | 1.8 | M | 100KHz, 0.25V | 0.064 | 2.330 |
| PCD0403□T2R2 | 2.2 | M | 100KHz, 0.25V | 0.072 | 2.250 |
| PCD0403□T2R2-2 | 2.2 | M | 100KHz, 1V | 0.047 | 3.600 |
| PCD0403□T2R7 | 2.7 | M | 100KHz, 0.25V | 0.079 | 2.160 |
| PCD0403□T3R3 | 3.3 | M | 100KHz, 0.25V | 0.086 | 2.000 |
| PCD0403□T3R9 | 3.9 | M | 100KHz, 0.25V | 0.094 | 1.840 |
| PCD0403□T4R7 | 4.7 | M | 100KHz, 0.25V | 0.109 | 1.620 |
| PCD0403□T5R6 | 5.6 | M | 100KHz, 0.25V | 0.126 | 1.480 |
| PCD0403□T6R8 | 6.8 | M | 100KHz, 0.25V | 0.131 | 1.430 |
| PCD0403□T8R2 | 8.2 | M | 100KHz, 0.25V | 0.147 | 1.370 |
| PCD0403□T100 | 10 | K, M | 1KHz, 0.25V | 0.182 | 1.040 |
| PCD0403□T120 | 12 | K, M | 1KHz, 0.25V | 0.210 | 0.970 |
| PCD0403□T150 | 15 | K, M | 1KHz, 0.25V | 0.235 | 0.850 |
| PCD0403□T150-2 | 15 | M | 1KHz, 0.25V | 0.235 | 1.200 |
| PCD0403□T180 | 18 | K, M | 1KHz, 0.25V | 0.338 | 0.740 |
| PCD0403□T220 | 22 | K, M | 1KHz, 0.25V | 0.378 | 0.680 |
| PCD0403□T270 | 27 | K, M | 1KHz, 0.25V | 0.522 | 0.620 |
| PCD0403□T330 | 33 | K, M | 1KHz, 0.25V | 0.540 | 0.560 |
| PCD0403□T390 | 39 | K, M | 1KHz, 0.25V | 0.587 | 0.520 |
| PCD0403□T470 | 47 | K, M | 1KHz, 0.25V | 0.844 | 0.440 |
| PCD0403□T560 | 56 | K, M | 1KHz, 0.25V | 0.937 | 0.420 |
| PCD0403□T680 | 68 | K, M | 1KHz, 0.25V | 1.117 | 0.370 |
| PCD0403□T820 | 82 | K, M | 1KHz, 0.25V | 1.140 | 0.340 |
| PCD0403□T101 | 100 | K, M | 1KHz, 0.25V | 1.190 | 0.300 |
| PCD0403□T121 | 120 | K, M | 1KHz, 0.25V | 1.400 | 0.256 |
| PCD0403□T151 | 150 | K, M | 1KHz, 0.25V | 1.800 | 0.212 |
| PCD0403□T181 | 180 | K, M | 1KHz, 0.25V | 1.920 | 0.200 |
| PCD0403□T221 | 220 | K, M | 1KHz, 0.25V | 2.030 | 0.180 |
| PCD0403□T271 | 270 | K, M | 1KHz, 0.25V | 2.890 | 0.174 |
| PCD0403□T331 | 330 | K, M | 1KHz, 0.25V | 3.760 | 0.168 |
| PCD0403□T391 | 390 | K, M | 1KHz, 0.25V | 4.260 | 0.160 |
| PCD0403□T471 | 470 | K, M | 1KHz, 0.25V | 5.140 | 0.158 |
| PCD0403□T561 | 560 | K, M | 1KHz, 0.25V | 6.370 | 0.148 |
| PCD0403□T681 | 680 | K, M | 1KHz, 0.25V | 9.240 | 0.128 |
| PCD0403□T821 | 820 | K, M | 1KHz, 0.25V | 13.40 | 0.110 |
| PCD0403□T102 | 1000 | K, M | 1KHz, 0.25V | 15.60 | 0.109 |
| PCD0403□T102-2 | 1000 | K | 1KHz, 0.25V | 14.00 | 0.130 |

Note: PCD0403□T2R2-2 The DC current when the inductance becomes 30% lower than its initial value

PCD0403□T102-2 The DC current when the inductance becomes 35% lower than its initial value

■Electrical Characteristics

PCD0502 Type(□:Tolerance):

| Part No | L (μ H) | Tolerance | Test Condition | DCR (Ω) max. | IDC (A) max. |
|--------------|-----------------|-----------|-------------------|--------------------------|-----------------|
| PCD0502□T1R0 | 1.0 | M | 100KHz, 0.25V | 0.021 | 4.000 |
| PCD0502□T1R2 | 1.2 | M | 100KHz, 0.25V | 0.050 | 4.200 |
| PCD0502□T1R5 | 1.5 | M | 100KHz, 0.25V | 0.060 | 4.000 |
| PCD0502□T1R8 | 1.8 | M | 100KHz, 0.25V | 0.065 | 3.700 |
| PCD0502□T2R2 | 2.2 | M | 100KHz, 0.25V | 0.070 | 3.500 |
| PCD0502□T2R7 | 2.7 | M | 100KHz, 0.25V | 0.080 | 3.200 |
| PCD0502□T3R3 | 3.3 | M | 100KHz, 0.25V | 0.100 | 2.700 |
| PCD0502□T3R9 | 3.9 | M | 100KHz, 0.25V | 0.120 | 2.400 |
| PCD0502□T4R7 | 4.7 | M | 100KHz, 0.25V | 0.140 | 2.000 |
| PCD0502□T5R6 | 5.6 | M | 100KHz, 0.25V | 0.150 | 1.800 |
| PCD0502□T6R8 | 6.8 | M | 100KHz, 0.25V | 0.160 | 1.500 |
| PCD0502□T8R2 | 8.2 | M | 100KHz, 0.25V | 0.170 | 1.400 |
| PCD0502□T100 | 10 | K, M | 1KHz, 0.25V | 0.200 | 1.300 |
| PCD0502□T120 | 12 | K, M | 1KHz, 0.25V | 0.230 | 1.100 |
| PCD0502□T150 | 15 | K, M | 1KHz, 0.25V | 0.250 | 1.050 |
| PCD0502□T180 | 18 | K, M | 1KHz, 0.25V | 0.300 | 1.000 |
| PCD0502□T220 | 22 | K, M | 1KHz, 0.25V | 0.350 | 0.900 |
| PCD0502□T270 | 27 | K, M | 1KHz, 0.25V | 0.400 | 0.850 |
| PCD0502□T330 | 33 | K, M | 1KHz, 0.25V | 0.500 | 0.750 |
| PCD0502□T390 | 39 | K, M | 1KHz, 0.25V | 0.550 | 0.700 |
| PCD0502□T470 | 47 | K, M | 1KHz, 0.25V | 0.650 | 0.600 |
| PCD0502□T560 | 56 | K, M | 1KHz, 0.25V | 0.760 | 0.550 |
| PCD0502□T680 | 68 | K, M | 1KHz, 0.25V | 0.950 | 0.500 |
| PCD0502□T820 | 82 | K, M | 1KHz, 0.25V | 1.200 | 0.450 |
| PCD0502□T101 | 100 | K, M | 1KHz, 0.25V | 1.400 | 0.400 |
| PCD0502□T121 | 120 | K, M | 1KHz, 0.25V | 1.750 | 0.350 |
| PCD0502□T151 | 150 | K, M | 1KHz, 0.25V | 2.000 | 0.250 |
| PCD0502□T181 | 180 | K, M | 1KHz, 0.25V | 2.600 | 0.250 |
| PCD0502□T221 | 220 | K, M | 1KHz, 0.25V | 3.000 | 0.200 |
| PCD0502□T271 | 270 | K, M | 1KHz, 0.25V | 3.700 | 0.180 |
| PCD0502□T331 | 330 | K, M | 1KHz, 0.25V | 4.300 | 0.170 |
| PCD0502□T391 | 390 | K, M | 1KHz, 0.25V | 6.000 | 0.160 |
| PCD0502□T471 | 470 | K, M | 1KHz, 0.25V | 6.700 | 0.150 |
| PCD0502□T102 | 1000 | K, M | 1KHz, 0.25V | 15.00 | 0.140 |

■Electrical Characteristics

PCD0503 Type(□:Tolerance):

| Part No | L (μH) | Tolerance | Test Condition | DCR (Ω) max. | IDC (A) max. |
|----------------|-----------|-----------|-------------------|-----------------|-----------------|
| PCD0503□T1R0 | 1.0 | M | 100KHz, 0.25V | 0.03 | 4.50 |
| PCD0503□T1R2 | 1.2 | M | 100KHz, 0.25V | 0.03 | 4.20 |
| PCD0503□T1R5 | 1.5 | M | 100KHz, 0.25V | 0.03 | 4.10 |
| PCD0503□T1R8 | 1.8 | M | 100KHz, 0.25V | 0.03 | 3.70 |
| PCD0503□T2R2 | 2.2 | M | 100KHz, 0.25V | 0.03 | 3.50 |
| PCD0503□T2R7 | 2.7 | M | 100KHz, 0.25V | 0.04 | 3.20 |
| PCD0503□T3R3 | 3.3 | M | 100KHz, 0.25V | 0.05 | 2.80 |
| PCD0503□T3R9 | 3.9 | M | 100KHz, 0.25V | 0.06 | 2.60 |
| PCD0503□T4R7 | 4.7 | M | 100KHz, 0.25V | 0.07 | 2.50 |
| PCD0503□T5R6 | 5.6 | M | 100KHz, 0.25V | 0.08 | 2.40 |
| PCD0503□T6R8 | 6.8 | M | 100KHz, 0.25V | 0.09 | 2.20 |
| PCD0503□T8R2 | 8.2 | M | 100KHz, 0.25V | 0.10 | 2.00 |
| PCD0503□T100 | 10 | K, M | 1KHz, 0.25V | 0.13 | 1.80 |
| PCD0503□T120 | 12 | K, M | 1KHz, 0.25V | 0.16 | 1.75 |
| PCD0503□T150 | 15 | K, M | 1KHz, 0.25V | 0.19 | 1.70 |
| PCD0503□T150-1 | 15 | K, M | 100KHz, 0.25V | 0.15 | 1.70 |
| PCD0503□T180 | 18 | K, M | 1KHz, 0.25V | 0.21 | 1.60 |
| PCD0503□T220 | 22 | K, M | 1KHz, 0.25V | 0.28 | 1.50 |
| PCD0503□T270 | 27 | K, M | 1KHz, 0.25V | 0.32 | 1.40 |
| PCD0503□T330 | 33 | K, M | 1KHz, 0.25V | 0.38 | 1.10 |
| PCD0503□T390 | 39 | K, M | 1KHz, 0.25V | 0.42 | 1.00 |
| PCD0503□T470 | 47 | K, M | 1KHz, 0.25V | 0.43 | 0.90 |
| PCD0503□T560 | 56 | K, M | 1KHz, 0.25V | 0.50 | 0.85 |
| PCD0503□T680 | 68 | K, M | 1KHz, 0.25V | 0.68 | 0.80 |
| PCD0503□T820 | 82 | K, M | 1KHz, 0.25V | 0.82 | 0.65 |
| PCD0503□T101 | 100 | K, M | 1KHz, 0.25V | 1.10 | 0.60 |
| PCD0503□T121 | 120 | K, M | 1KHz, 0.25V | 1.20 | 0.58 |
| PCD0503□T151 | 150 | K, M | 1KHz, 0.25V | 1.50 | 0.43 |
| PCD0503□T181 | 180 | K, M | 1KHz, 0.25V | 1.80 | 0.41 |
| PCD0503□T221 | 220 | K, M | 1KHz, 0.25V | 2.00 | 0.38 |
| PCD0503□T271 | 270 | K, M | 1KHz, 0.25V | 2.90 | 0.35 |
| PCD0503□T331 | 330 | K, M | 1KHz, 0.25V | 3.30 | 0.28 |
| PCD0503□T391 | 390 | K, M | 1KHz, 0.25V | 3.70 | 0.26 |
| PCD0503□T471 | 470 | K, M | 1KHz, 0.25V | 4.90 | 0.20 |
| PCD0503□T561 | 560 | K, M | 1KHz, 0.25V | 5.00 | 0.19 |
| PCD0503□T681 | 680 | K, M | 1KHz, 0.25V | 6.00 | 0.18 |
| PCD0503□T821 | 820 | K, M | 1KHz, 0.25V | 6.60 | 0.15 |
| PCD0503□T102 | 1000 | K, M | 1KHz, 0.25V | 8.00 | 0.13 |
| PCD0503□T102-2 | 1000 | K | 1KHz, 0.25V | 11.5 | 0.135 |

Note: PCD0503□T150-1 The DC current when the inductance becomes 15% lower than its initial value

■Electrical Characteristics

PCD0504 Type(□:Tolerance):

| Part No | L (μH) | Tolerance | Test Condition | DCR (Ω) max. | IDC (A) max. |
|----------------|--------|-----------|----------------|--------------|--------------|
| PCD0504□TR60-1 | 0.6 | P | 100KHz, 1V | 0.0182 | 11.00 |
| PCD0504□T1R0 | 1.0 | M | 100KHz, 0.25V | 0.010 | 5.00 |
| PCD0504□T1R0-1 | 1.0 | N | 100KHz, 1V | 0.0139 | 8.50 |
| PCD0504□T1R2 | 1.2 | M | 100KHz, 0.25V | 0.012 | 4.77 |
| PCD0504□T1R5 | 1.5 | M | 100KHz, 0.25V | 0.013 | 4.50 |
| PCD0504□T1R8 | 1.8 | M | 100KHz, 0.25V | 0.016 | 4.25 |
| PCD0504□T2R2 | 2.2 | M | 100KHz, 0.25V | 0.017 | 4.20 |
| PCD0504□T2R2-1 | 2.2 | N | 100KHz, 1V | 0.0251 | 6.00 |
| PCD0504□T2R7 | 2.7 | M | 100KHz, 0.25V | 0.025 | 4.00 |
| PCD0504□T3R3 | 3.3 | M | 100KHz, 0.25V | 0.034 | 2.50 |
| PCD0504□T3R9 | 3.9 | M | 100KHz, 0.25V | 0.035 | 2.20 |
| PCD0504□T4R7 | 4.7 | M | 100KHz, 0.25V | 0.035 | 2.00 |
| PCD0504□T4R7-2 | 4.7 | M | 7.96MHz, 1V | 0.060 | 3.00 |
| PCD0504□T5R6 | 5.6 | M | 100KHz, 0.25V | 0.042 | 1.82 |
| PCD0504□T6R8 | 6.8 | M | 100KHz, 0.25V | 0.060 | 1.69 |
| PCD0504□T8R2 | 8.2 | M | 100KHz, 0.25V | 0.060 | 1.56 |
| PCD0504□T100 | 10 | K, M | 1KHz, 0.25V | 0.100 | 1.44 |
| PCD0504□T120 | 12 | K, M | 1KHz, 0.25V | 0.120 | 1.40 |
| PCD0504□T150 | 15 | K, M | 1KHz, 0.25V | 0.140 | 1.30 |
| PCD0504□T180 | 18 | K, M | 1KHz, 0.25V | 0.150 | 1.23 |
| PCD0504□T220 | 22 | K, M | 1KHz, 0.25V | 0.180 | 1.11 |
| PCD0504□T270 | 27 | K, M | 1KHz, 0.25V | 0.200 | 0.97 |
| PCD0504□T330 | 33 | K, M | 1KHz, 0.25V | 0.230 | 0.88 |
| PCD0504□T390 | 39 | K, M | 1KHz, 0.25V | 0.320 | 0.80 |
| PCD0504□T470 | 47 | K, M | 1KHz, 0.25V | 0.370 | 0.72 |
| PCD0504□T470-2 | 47 | K, M | 1KHz, 0.25V | 0.370 | 1.50 |
| PCD0504□T560 | 56 | K, M | 1KHz, 0.25V | 0.420 | 0.68 |
| PCD0504□T680 | 68 | K, M | 1KHz, 0.25V | 0.460 | 0.61 |
| PCD0504□T820 | 82 | K, M | 1KHz, 0.25V | 0.600 | 0.58 |
| PCD0504□T101 | 100 | K, M | 1KHz, 0.25V | 0.700 | 0.52 |
| PCD0504□T121 | 120 | K, M | 1KHz, 0.25V | 0.930 | 0.48 |
| PCD0504□T151 | 150 | K, M | 1KHz, 0.25V | 1.100 | 0.40 |
| PCD0504□T181 | 180 | K, M | 1KHz, 0.25V | 1.380 | 0.38 |
| PCD0504□T221 | 220 | K, M | 1KHz, 0.25V | 1.570 | 0.35 |
| PCD0504□T221-1 | 220 | K, M | 1KHz, 0.25V | 1.570 | 0.47 |
| PCD0504□T221-2 | 220 | K, M | 100KHz, 0.25V | 1.400 | 0.40 |
| PCD0504□T271 | 270 | K, M | 1KHz, 0.25V | 1.600 | 0.34 |
| PCD0504□T331 | 330 | K, M | 1KHz, 0.25V | 1.820 | 0.32 |
| PCD0504□T471 | 470 | K, M | 1KHz, 0.25V | 2.760 | 0.30 |
| PCD0504□T561 | 560 | K, M | 1KHz, 0.25V | 3.100 | 0.29 |
| PCD0504□T681 | 680 | K, M | 1KHz, 0.25V | 4.050 | 0.28 |
| PCD0504□T821 | 820 | K, M | 1KHz, 0.25V | 5.560 | 0.27 |
| PCD0504□T102 | 1000 | K, M | 1KHz, 0.25V | 5.740 | 0.26 |
| PCD0504□T122-1 | 1200 | K | 1KHz, 0.5V | 6.400 | 0.16 |
| PCD0504□T152-1 | 1500 | K | 1KHz, 0.5V | 8.550 | 0.16 |
| PCD0504□T222-1 | 2200 | K | 1KHz, 0.5V | 12.800 | 0.10 |
| PCD0504□T332 | 3300 | K | 1KHz, 0.25V | 16.800 | 0.085 |
| PCD0504□T332-1 | 3300 | K | 1KHz, 0.5V | 24.000 | 0.08 |

Note: PCD0504□T1R0-1 / PCD0504□T2R2-1 The DC current when the inductance becomes 30% lower than its initial value
 PCD0504□TR60-1 / PCD0504□T470-2 The DC current when the inductance becomes 35% lower than its initial value

■Electrical Characteristics

PCD0703 Type(□:Tolerance):

| Part No | L (μ H) | Tolerance | Test Condition | DCR (Ω) max. | IDC (A) max. |
|--------------|-----------------|-----------|-------------------|--------------------------|-----------------|
| PCD0703□T1R0 | 1.0 | M | 100KHz, 0.25V | 0.018 | 1.64 |
| PCD0703□T1R5 | 1.5 | M | 100KHz, 0.25V | 0.020 | 1.60 |
| PCD0703□T2R2 | 2.2 | M | 100KHz, 0.25V | 0.023 | 1.60 |
| PCD0703□T3R3 | 3.3 | M | 100KHz, 0.25V | 0.025 | 1.59 |
| PCD0703□T4R7 | 4.7 | M | 100KHz, 0.25V | 0.039 | 1.54 |
| PCD0703□T6R8 | 6.8 | M | 100KHz, 0.25V | 0.040 | 1.49 |
| PCD0703□T8R2 | 8.2 | M | 100KHz, 0.25V | 0.080 | 1.46 |
| PCD0703□T100 | 10 | K, M | 1KHz, 0.25V | 0.080 | 1.44 |
| PCD0703□T120 | 12 | K, M | 1KHz, 0.25V | 0.090 | 1.39 |
| PCD0703□T150 | 15 | K, M | 1KHz, 0.25V | 0.104 | 1.24 |
| PCD0703□T180 | 18 | K, M | 1KHz, 0.25V | 0.111 | 1.12 |
| PCD0703□T220 | 22 | K, M | 1KHz, 0.25V | 0.129 | 1.07 |
| PCD0703□T270 | 27 | K, M | 1KHz, 0.25V | 0.153 | 0.94 |
| PCD0703□T330 | 33 | K, M | 1KHz, 0.25V | 0.170 | 0.85 |
| PCD0703□T390 | 39 | K, M | 1KHz, 0.25V | 0.217 | 0.74 |
| PCD0703□T470 | 47 | K, M | 1KHz, 0.25V | 0.252 | 0.68 |
| PCD0703□T560 | 56 | K, M | 1KHz, 0.25V | 0.282 | 0.64 |
| PCD0703□T680 | 68 | K, M | 1KHz, 0.25V | 0.332 | 0.59 |
| PCD0703□T820 | 82 | K, M | 1KHz, 0.25V | 0.406 | 0.54 |
| PCD0703□T101 | 100 | K, M | 1KHz, 0.25V | 0.481 | 0.51 |
| PCD0703□T121 | 120 | K, M | 1KHz, 0.25V | 0.536 | 0.49 |
| PCD0703□T151 | 150 | K, M | 1KHz, 0.25V | 0.755 | 0.40 |
| PCD0703□T181 | 180 | K, M | 1KHz, 0.25V | 1.022 | 0.36 |
| PCD0703□T221 | 220 | K, M | 1KHz, 0.25V | 1.200 | 0.31 |
| PCD0703□T271 | 270 | K, M | 1KHz, 0.25V | 1.306 | 0.29 |
| PCD0703□T331 | 330 | K, M | 1KHz, 0.25V | 1.495 | 0.28 |
| PCD0703□T391 | 390 | K, M | 1KHz, 0.25V | 1.700 | 0.27 |
| PCD0703□T471 | 470 | K, M | 1KHz, 0.25V | 2.100 | 0.26 |
| PCD0703□T561 | 560 | K, M | 1KHz, 0.25V | 2.660 | 0.25 |
| PCD0703□T681 | 680 | K, M | 1KHz, 0.25V | 3.000 | 0.23 |
| PCD0703□T821 | 820 | K, M | 1KHz, 0.25V | 3.630 | 0.21 |
| PCD0703□T102 | 1000 | K, M | 1KHz, 0.25V | 4.760 | 0.20 |

Electrical Characteristics

PCD0705 Type(□:Tolerance):

| Part No | L (μH) | Tolerance | Test Condition | DCR (Ω) max. | IDC (A) max. |
|----------------|--------|-----------|----------------|--------------|--------------|
| PCD0705□T1R0 | 1.0 | M | 100KHz, 0.25V | 0.013 | 3.40 |
| PCD0705□T1R5 | 1.5 | M | 100KHz, 0.25V | 0.016 | 3.30 |
| PCD0705□T1R8 | 1.8 | M | 100KHz, 0.25V | 0.020 | 3.20 |
| PCD0705□T2R2 | 2.2 | M | 100KHz, 0.25V | 0.023 | 3.00 |
| PCD0705□T2R5 | 2.5 | M | 100KHz, 0.25V | 0.026 | 2.90 |
| PCD0705□T2R7 | 2.7 | M | 100KHz, 0.25V | 0.027 | 2.85 |
| PCD0705□T3R3 | 3.3 | M | 100KHz, 0.25V | 0.028 | 2.80 |
| PCD0705□T4R7 | 4.7 | M | 100KHz, 0.25V | 0.045 | 2.70 |
| PCD0705□T5R6 | 5.6 | M | 100KHz, 0.25V | 0.048 | 2.65 |
| PCD0705□T6R8 | 6.8 | M | 100KHz, 0.25V | 0.058 | 2.50 |
| PCD0705□T8R2 | 8.2 | M | 100KHz, 0.25V | 0.070 | 2.40 |
| PCD0705□T100 | 10 | K, M | 1KHz, 0.25V | 0.070 | 2.30 |
| PCD0705□T120 | 12 | K, M | 1KHz, 0.25V | 0.080 | 2.00 |
| PCD0705□T150 | 15 | K, M | 1KHz, 0.25V | 0.090 | 1.80 |
| PCD0705□T180 | 18 | K, M | 1KHz, 0.25V | 0.100 | 1.60 |
| PCD0705□T220 | 22 | K, M | 1KHz, 0.25V | 0.110 | 1.50 |
| PCD0705□T220-1 | 22 | K, M | 100KHz, 0.25V | 0.110 | 1.50 |
| PCD0705□T270 | 27 | K, M | 1KHz, 0.25V | 0.120 | 1.30 |
| PCD0705□T330 | 33 | K, M | 1KHz, 0.25V | 0.130 | 1.20 |
| PCD0705□T390 | 39 | K, M | 1KHz, 0.25V | 0.160 | 1.10 |
| PCD0705□T470 | 47 | K, M | 1KHz, 0.25V | 0.180 | 1.10 |
| PCD0705□T560 | 56 | K, M | 1KHz, 0.25V | 0.240 | 0.94 |
| PCD0705□T680 | 68 | K, M | 1KHz, 0.25V | 0.280 | 0.85 |
| PCD0705□T820 | 82 | K, M | 1KHz, 0.25V | 0.370 | 0.78 |
| PCD0705□T101 | 100 | K, M | 1KHz, 0.25V | 0.430 | 0.72 |
| PCD0705□T121 | 120 | K, M | 1KHz, 0.25V | 0.470 | 0.66 |
| PCD0705□T151 | 150 | K, M | 1KHz, 0.25V | 0.640 | 0.58 |
| PCD0705□T181 | 180 | K, M | 1KHz, 0.25V | 0.710 | 0.51 |
| PCD0705□T221 | 220 | K, M | 1KHz, 0.25V | 0.960 | 0.49 |
| PCD0705□T271 | 270 | K, M | 1KHz, 0.25V | 1.110 | 0.42 |
| PCD0705□T331 | 330 | K, M | 1KHz, 0.25V | 1.260 | 0.40 |
| PCD0705□T391 | 390 | K, M | 1KHz, 0.25V | 1.770 | 0.36 |
| PCD0705□T471 | 470 | K, M | 1KHz, 0.25V | 1.960 | 0.34 |
| PCD0705□T561 | 560 | K, M | 1KHz, 0.25V | 2.280 | 0.32 |
| PCD0705□T681 | 680 | K, M | 1KHz, 0.25V | 2.480 | 0.30 |
| PCD0705□T821 | 820 | K, M | 1KHz, 0.25V | 3.400 | 0.30 |
| PCD0705□T102 | 1000 | K, M | 1KHz, 0.25V | 4.200 | 0.30 |
| PCD0705□T102-4 | 1000 | K, M | 100KHz, 0.25V | 3.300 | 0.30 |
| PCD0705□T102-5 | 1000 | K, M | 1KHz, 0.25V | 4.500 | 0.34 |
| PCD0705□T122 | 1200 | K, M | 1KHz, 0.25V | 5.000 | 0.17 |
| PCD0705□T122-1 | 1200 | K, M | 100KHz, 0.25V | 4.500 | 0.28 |
| PCD0705□T152 | 1500 | K, M | 1KHz, 0.25V | 5.520 | 0.16 |

Note: PCD0705□T102-5 The DC current when the inductance becomes 35% lower than its initial value

■Electrical Characteristics

PCD1004 Type(□:Tolerance):

| Part No | L (μ H) | Tolerance | Test Condition | DCR (Ω) max. | IDC (A) max. |
|--------------|-----------------|-----------|-------------------|--------------------------|-----------------|
| PCD1004□T1R0 | 1.0 | M | 100KHz, 0.25V | 0.012 | 8.70 |
| PCD1004□T1R2 | 1.2 | M | 100KHz, 0.25V | 0.014 | 8.00 |
| PCD1004□T1R5 | 1.5 | M | 100KHz, 0.25V | 0.016 | 7.48 |
| PCD1004□T1R8 | 1.8 | M | 100KHz, 0.25V | 0.018 | 6.80 |
| PCD1004□T2R2 | 2.2 | M | 100KHz, 0.25V | 0.020 | 5.40 |
| PCD1004□T2R7 | 2.7 | M | 100KHz, 0.25V | 0.024 | 3.20 |
| PCD1004□T3R3 | 3.3 | M | 100KHz, 0.25V | 0.028 | 2.85 |
| PCD1004□T3R9 | 3.9 | M | 100KHz, 0.25V | 0.030 | 2.80 |
| PCD1004□T4R7 | 4.7 | M | 100KHz, 0.25V | 0.038 | 2.75 |
| PCD1004□T5R6 | 5.6 | M | 100KHz, 0.25V | 0.040 | 2.70 |
| PCD1004□T6R8 | 6.8 | M | 100KHz, 0.25V | 0.042 | 2.65 |
| PCD1004□T8R2 | 8.2 | M | 100KHz, 0.25V | 0.048 | 2.60 |
| PCD1004□T100 | 10 | K, M | 1KHz, 0.25V | 0.053 | 2.38 |
| PCD1004□T120 | 12 | K, M | 1KHz, 0.25V | 0.061 | 2.13 |
| PCD1004□T150 | 15 | K, M | 1KHz, 0.25V | 0.070 | 1.87 |
| PCD1004□T180 | 18 | K, M | 1KHz, 0.25V | 0.081 | 1.73 |
| PCD1004□T220 | 22 | K, M | 1KHz, 0.25V | 0.090 | 1.60 |
| PCD1004□T270 | 27 | K, M | 1KHz, 0.25V | 0.100 | 1.44 |
| PCD1004□T330 | 33 | K, M | 1KHz, 0.25V | 0.120 | 1.26 |
| PCD1004□T390 | 39 | K, M | 1KHz, 0.25V | 0.151 | 1.20 |
| PCD1004□T470 | 47 | K, M | 1KHz, 0.25V | 0.170 | 1.10 |
| PCD1004□T560 | 56 | K, M | 1KHz, 0.25V | 0.199 | 1.01 |
| PCD1004□T680 | 68 | K, M | 1KHz, 0.25V | 0.223 | 0.91 |
| PCD1004□T820 | 82 | K, M | 1KHz, 0.25V | 0.252 | 0.85 |
| PCD1004□T101 | 100 | K, M | 1KHz, 0.25V | 0.344 | 0.74 |
| PCD1004□T121 | 120 | K, M | 1KHz, 0.25V | 0.396 | 0.69 |
| PCD1004□T151 | 150 | K, M | 1KHz, 0.25V | 0.544 | 0.61 |
| PCD1004□T181 | 180 | K, M | 1KHz, 0.25V | 0.621 | 0.56 |
| PCD1004□T221 | 220 | K, M | 1KHz, 0.25V | 0.721 | 0.53 |
| PCD1004□T271 | 270 | K, M | 1KHz, 0.25V | 0.949 | 0.45 |
| PCD1004□T331 | 330 | K, M | 1KHz, 0.25V | 1.100 | 0.42 |
| PCD1004□T391 | 390 | K, M | 1KHz, 0.25V | 1.245 | 0.38 |
| PCD1004□T471 | 470 | K, M | 1KHz, 0.25V | 1.526 | 0.35 |
| PCD1004□T561 | 560 | K, M | 1KHz, 0.25V | 1.904 | 0.32 |

Electrical Characteristics

PCD1005 Type(□:Tolerance):

| Part No | L (μ H) | Tolerance | Test Condition | DCR (Ω) max. | IDC (A) max. |
|----------------|-----------------|-----------|-------------------|--------------------------|-----------------|
| PCD1005□T1R2 | 1.2 | M | 100KHz, 0.25V | 0.009 | 8.63 |
| PCD1005□T1R5 | 1.5 | M | 100KHz, 0.25V | 0.010 | 8.00 |
| PCD1005□T2R2 | 2.2 | M | 100KHz, 0.25V | 0.014 | 6.80 |
| PCD1005□T3R3 | 3.3 | M | 100KHz, 0.25V | 0.018 | 3.05 |
| PCD1005□T4R7 | 4.7 | M | 100KHz, 0.25V | 0.020 | 2.90 |
| PCD1005□T4R7-1 | 4.7 | M | 100KHz, 0.25V | 0.020 | 7.00 |
| PCD1005□T6R8 | 6.8 | M | 100KHz, 0.25V | 0.040 | 2.75 |
| PCD1005□T8R2 | 8.2 | M | 100KHz, 0.25V | 0.050 | 2.70 |
| PCD1005□T100 | 10 | K, M | 1KHz, 0.25V | 0.060 | 2.60 |
| PCD1005□T120 | 12 | K, M | 1KHz, 0.25V | 0.070 | 2.45 |
| PCD1005□T150 | 15 | K, M | 1KHz, 0.25V | 0.080 | 2.27 |
| PCD1005□T180 | 18 | K, M | 1KHz, 0.25V | 0.090 | 2.15 |
| PCD1005□T220 | 22 | K, M | 1KHz, 0.25V | 0.100 | 1.95 |
| PCD1005□T270 | 27 | K, M | 1KHz, 0.25V | 0.110 | 1.76 |
| PCD1005□T330 | 33 | K, M | 1KHz, 0.25V | 0.120 | 1.50 |
| PCD1005□T390 | 39 | K, M | 1KHz, 0.25V | 0.140 | 1.37 |
| PCD1005□T470 | 47 | K, M | 1KHz, 0.25V | 0.170 | 1.28 |
| PCD1005□T560 | 56 | K, M | 1KHz, 0.25V | 0.190 | 1.17 |
| PCD1005□T680 | 68 | K, M | 1KHz, 0.25V | 0.220 | 1.11 |
| PCD1005□T820 | 82 | K, M | 1KHz, 0.25V | 0.250 | 1.00 |
| PCD1005□T101 | 100 | K, M | 1KHz, 0.25V | 0.350 | 0.97 |
| PCD1005□T121 | 120 | K, M | 1KHz, 0.25V | 0.400 | 0.89 |
| PCD1005□T151 | 150 | K, M | 1KHz, 0.25V | 0.470 | 0.78 |
| PCD1005□T181 | 180 | K, M | 1KHz, 0.25V | 0.630 | 0.72 |
| PCD1005□T221 | 220 | K, M | 1KHz, 0.25V | 0.730 | 0.66 |
| PCD1005□T271 | 270 | K, M | 1KHz, 0.25V | 0.970 | 0.57 |
| PCD1005□T331 | 330 | K, M | 1KHz, 0.25V | 1.150 | 0.52 |
| PCD1005□T391 | 390 | K, M | 1KHz, 0.25V | 1.300 | 0.48 |
| PCD1005□T471 | 470 | K, M | 1KHz, 0.25V | 1.480 | 0.42 |
| PCD1005□T561 | 560 | K, M | 1KHz, 0.25V | 1.900 | 0.33 |
| PCD1005□T681 | 680 | K, M | 1KHz, 0.25V | 2.250 | 0.28 |
| PCD1005□T821 | 820 | K, M | 1KHz, 0.25V | 2.550 | 0.24 |
| PCD1005□T102 | 1000 | K, M | 1KHz, 0.25V | 3.490 | 0.20 |

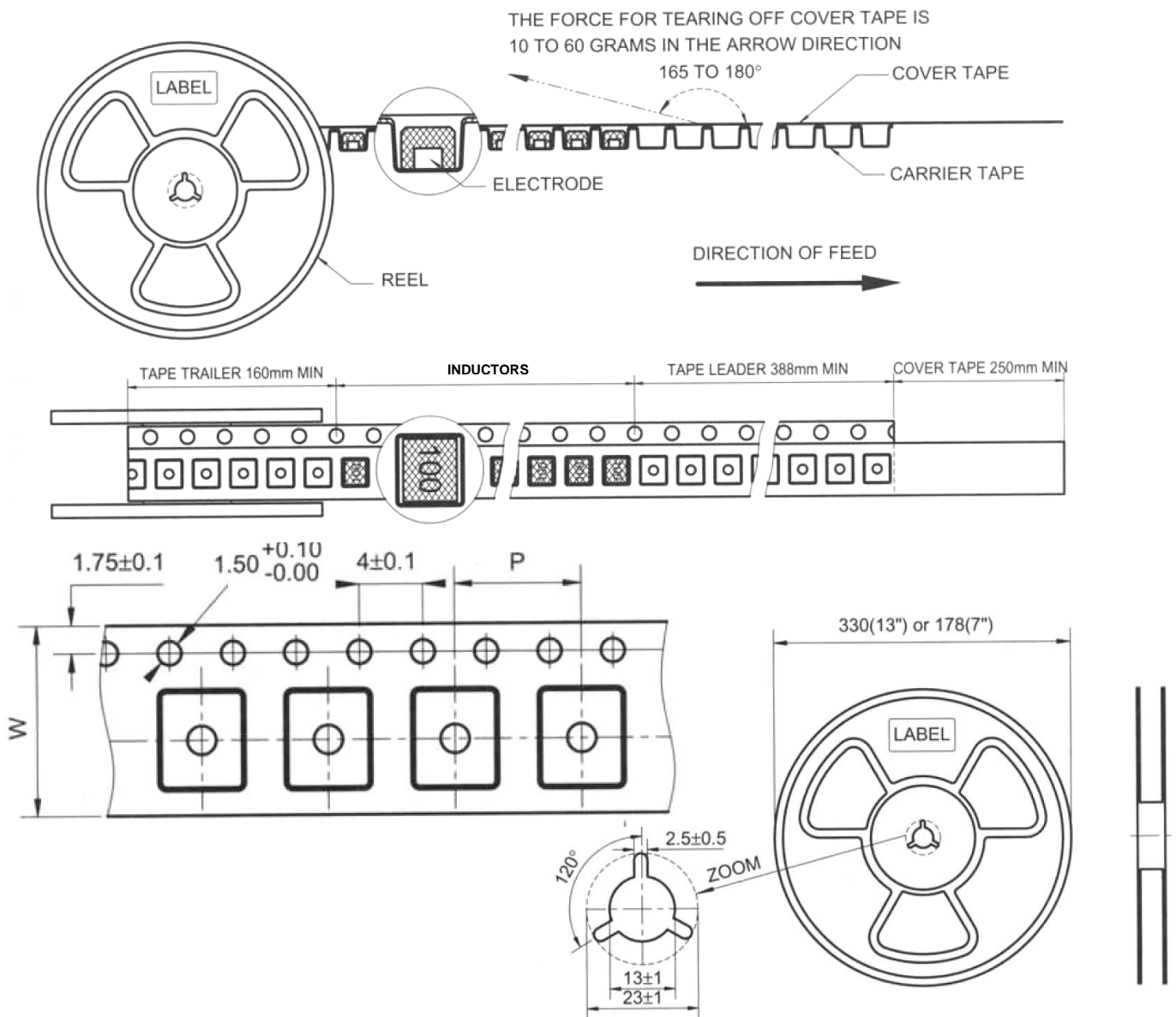
■Electrical Characteristics

PCD1006 Type(□:Tolerance):

| Part No | L (μ H) | Tolerance | Test Condition | DCR (Ω) max. | IDC (A) max. |
|--------------|-----------------|-----------|-------------------|--------------------------|-----------------|
| PCD1006□T1R0 | 1.0 | M | 100KHz, 0.25V | 0.008 | 9.50 |
| PCD1006□T1R8 | 1.8 | M | 100KHz, 0.25V | 0.011 | 8.60 |
| PCD1006□T2R2 | 2.2 | M | 100KHz, 0.25V | 0.012 | 7.20 |
| PCD1006□T3R3 | 3.3 | M | 100KHz, 0.25V | 0.016 | 6.80 |
| PCD1006□T3R9 | 3.9 | M | 100KHz, 0.25V | 0.017 | 6.35 |
| PCD1006□T4R7 | 4.7 | M | 100KHz, 0.25V | 0.019 | 5.45 |
| PCD1006□T5R6 | 5.6 | M | 100KHz, 0.25V | 0.024 | 4.30 |
| PCD1006□T6R8 | 6.8 | M | 100KHz, 0.25V | 0.035 | 3.52 |
| PCD1006□T8R2 | 8.2 | M | 100KHz, 0.25V | 0.045 | 3.51 |
| PCD1006□T100 | 10 | K, M | 1KHz, 0.25V | 0.060 | 3.50 |
| PCD1006□T120 | 12 | K, M | 1KHz, 0.25V | 0.070 | 3.40 |
| PCD1006□T150 | 15 | K, M | 1KHz, 0.25V | 0.080 | 3.10 |
| PCD1006□T180 | 18 | K, M | 1KHz, 0.25V | 0.090 | 3.00 |
| PCD1006□T220 | 22 | K, M | 1KHz, 0.25V | 0.100 | 2.60 |
| PCD1006□T270 | 27 | K, M | 1KHz, 0.25V | 0.110 | 2.40 |
| PCD1006□T330 | 33 | K, M | 1KHz, 0.25V | 0.120 | 2.30 |
| PCD1006□T390 | 39 | K, M | 1KHz, 0.25V | 0.140 | 2.10 |
| PCD1006□T470 | 47 | K, M | 1KHz, 0.25V | 0.170 | 1.95 |
| PCD1006□T560 | 56 | K, M | 1KHz, 0.25V | 0.190 | 1.85 |
| PCD1006□T680 | 68 | K, M | 1KHz, 0.25V | 0.220 | 1.65 |
| PCD1006□T820 | 82 | K, M | 1KHz, 0.25V | 0.250 | 1.50 |
| PCD1006□T101 | 100 | K, M | 1KHz, 0.25V | 0.350 | 1.40 |
| PCD1006□T121 | 120 | K, M | 1KHz, 0.25V | 0.400 | 1.30 |
| PCD1006□T151 | 150 | K, M | 1KHz, 0.25V | 0.470 | 1.20 |
| PCD1006□T181 | 180 | K, M | 1KHz, 0.25V | 0.630 | 1.00 |
| PCD1006□T221 | 220 | K, M | 1KHz, 0.25V | 0.730 | 0.95 |
| PCD1006□T271 | 270 | K, M | 1KHz, 0.25V | 0.970 | 0.90 |
| PCD1006□T331 | 330 | K, M | 1KHz, 0.25V | 1.150 | 0.80 |
| PCD1006□T391 | 390 | K, M | 1KHz, 0.25V | 1.300 | 0.75 |
| PCD1006□T471 | 470 | K, M | 1KHz, 0.25V | 1.480 | 0.65 |
| PCD1006□T561 | 560 | K, M | 1KHz, 0.25V | 1.900 | 0.60 |
| PCD1006□T681 | 680 | K, M | 1KHz, 0.25V | 2.250 | 0.50 |
| PCD1006□T821 | 820 | K, M | 1KHz, 0.25V | 2.550 | 0.48 |
| PCD1006□T102 | 1000 | K, M | 1KHz, 0.25V | 3.000 | 0.46 |

SMD Power Inductor

■Tape and Reel specifications



Unit: mm

| Type | Tape size | | Parts Per Reel |
|---------|-----------|----|----------------|
| | W | P | 13" |
| PCD0301 | 12 | 8 | 3000 |
| PCD0302 | 12 | 8 | 2000 |
| PCD0403 | 12 | 8 | 2000 |
| PCD0502 | 12 | 8 | 2000 |
| PCD0503 | 12 | 8 | 1500 |
| PCD0504 | 12 | 8 | 1500 |
| PCD0703 | 16 | 12 | 1000 |
| PCD0705 | 16 | 12 | 1000 |
| PCD1004 | 24 | 12 | 1000 |
| PCD1005 | 24 | 12 | 500 |
| PCD1006 | 24 | 16 | 500 |

SMD Power Inductor

■ SMT Power Inductor Environmental Specifications

General

| Items | Specifications |
|--------------------------|--|
| Shelf Storage conditions | Temperature range: 15~28°C; Humidity: <80% relative humidity. Recommended product should be used within one year from the time of delivery. |

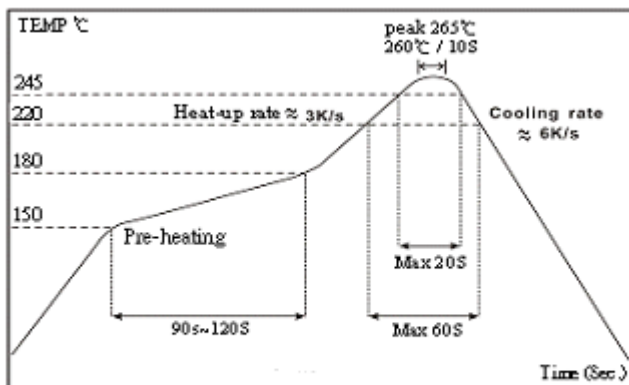
Environmental test

| Test Items | Specifications | Test Conditions / Test Methods |
|-------------------------------|--|---|
| High temperature Storage test | No case deformation or change in appearance. $\Delta L/L \leq 10\%$ | Temperature 85±2°C, Time: 48±2 hours, Tested after 1hour at room temperature. |
| Low temperature Storage test | | Temperature -25±2°C, Time: 48±2 hours, Tested after 1hour at room temperature. |
| Humidity test | | Temperature 40±2°C, 90~95% relative humidity Time: 96±2 hours Tested after 1hour at room temperature. |
| Thermal shock test | | First -25°C 30minutes then 25°C 10 minutes last 85°C 30 minutes, as 1 cycle. Go through 5 cycles. Tested after 1 hour at room temperature. |

Mechanical test

| Test Items | Specifications | Test Conditions / Test Methods |
|------------------------------|--|---|
| Solder ability test | Terminal area must have 90% minimum solder coverage. | Dip pads in flux then dip in solder pot (SnCuNi) at 245±5°C for 3 seconds. |
| Resistance to Soldering Heat | No case deformation or change in appearance. | Flux should cover the whole of the sample before heating, then be preheated for about 2 minutes over temperature of 130~150°C. Immersing to 260±5°C for 10 seconds. |
| Vibration test | No case deformation or change in appearance. $\Delta L/L \leq 10\%$ | Apply frequency 10~55Hz. 1.5mm amplitude in each of perpendicular direction for 2 hours. |
| Shock resistance | | Drop down with 981m/s ² (100G) shock attitude upon a rubber block method shock testing machine, for 1 time. In each of three orientations. |

The condition of reflow (recommendation)



X-ON Electronics

Largest Supplier of Electrical and Electronic Components

Click to view similar products for [Fixed Inductors](#) category:

Click to view products by [Viking](#) manufacturer:

Other Similar products are found below :

[MLZ1608M6R8WTD25](#) [MLZ1608N6R8LT000](#) [MLZ1608N3R3LTD25](#) [MLZ1608N3R3LT000](#) [MLZ1608N150LT000](#)

[MLZ1608M150WTD25](#) [MLZ1608M3R3WTD25](#) [MLZ1608M3R3WT000](#) [MLZ1608M150WT000](#) [MLZ1608A1R5WT000](#)

[MLZ1608N1R5LT000](#) [B82432C1333K000](#) [PCMB053T-1R0MS](#) [PCMB053T-1R5MS](#) [PCMB104T-1R5MS](#) [CR32NP-100KC](#) [CR32NP-](#)

[151KC](#) [CR32NP-180KC](#) [CR32NP-181KC](#) [CR32NP-1R5MC](#) [CR32NP-390KC](#) [CR32NP-3R9MC](#) [CR32NP-680KC](#) [CR32NP-820KC](#)

[CR32NP-8R2MC](#) [CR43NP-390KC](#) [CR43NP-560KC](#) [CR43NP-680KC](#) [CR54NP-181KC](#) [CR54NP-470LC](#) [CR54NP-820KC](#) [CR54NP-8R5MC](#)

[MGDQ4-00004-P](#) [MGDU1-00016-P](#) [MHL1ECTTP18NJ](#) [MHL1JCTTD12NJ](#) [PE-51506NL](#) [PE-53601NL](#) [PE-53630NL](#) [PE-53824SNLT](#) [PE-](#)

[62892NL](#) [PE-92100NL](#) [PG0434.801NLT](#) [PG0936.113NLT](#) [PM06-2N7](#) [PM06-39NJ](#) [HC2LP-R47-R](#) [HC2-R47-R](#) [HC3-2R2-R](#) [HC8-1R2-R](#)