

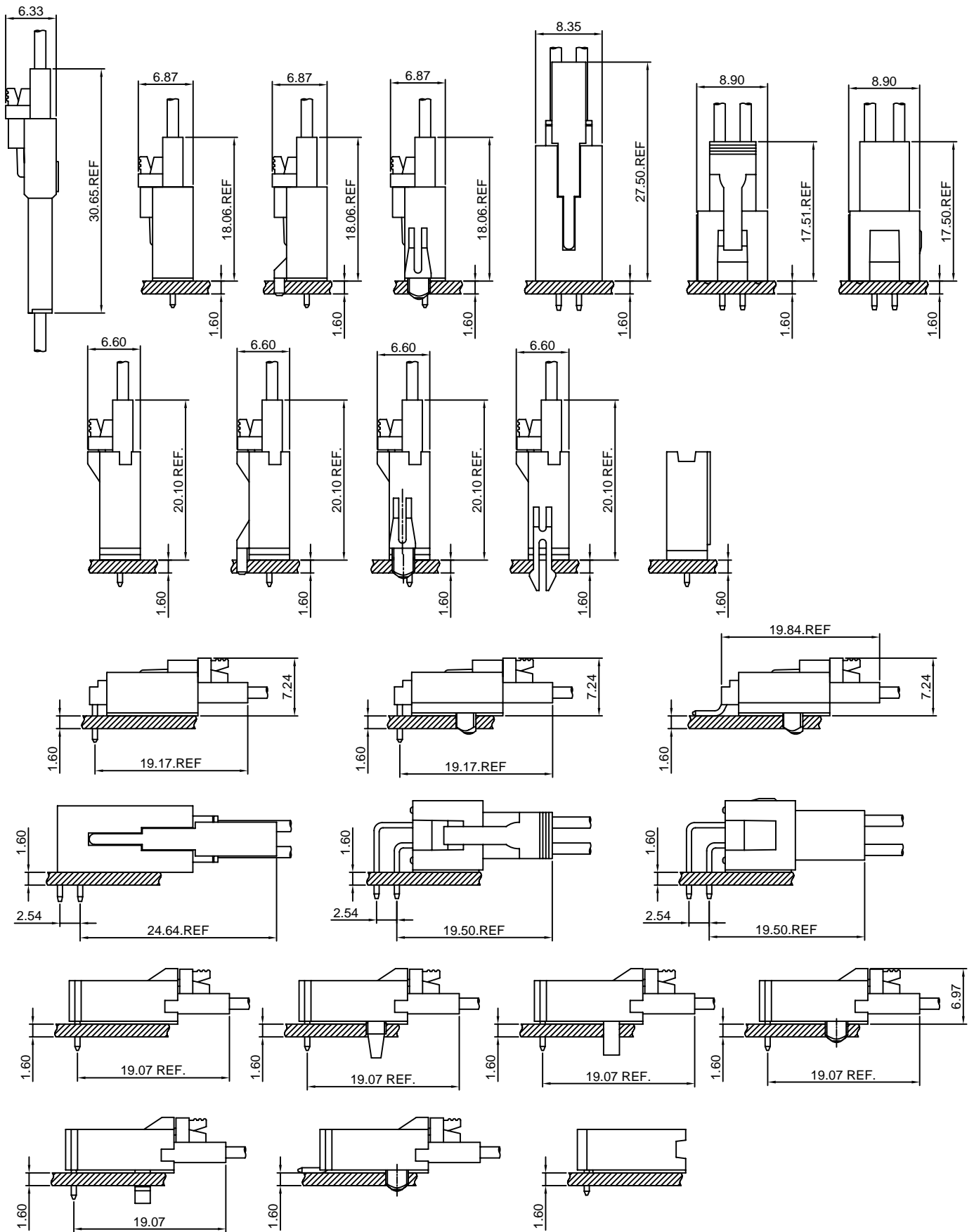
## Specifications

- Current rating:3A AC,DC
- Voltage rating:250V AC,DC
- Temperature range:-40°C~+105°C
- Contact resistance:20mΩ Max.
- Insulation resistance:1000MΩ Min.
- Withstanding voltage:1500V AC/minute
- \*Compliant with RoHS and REACH\*
- \*Meet the HF/Halogen Free,need to customize\*
- \*Contact CJT for details\*

## Standards



# Assembly layout



### A2547-T

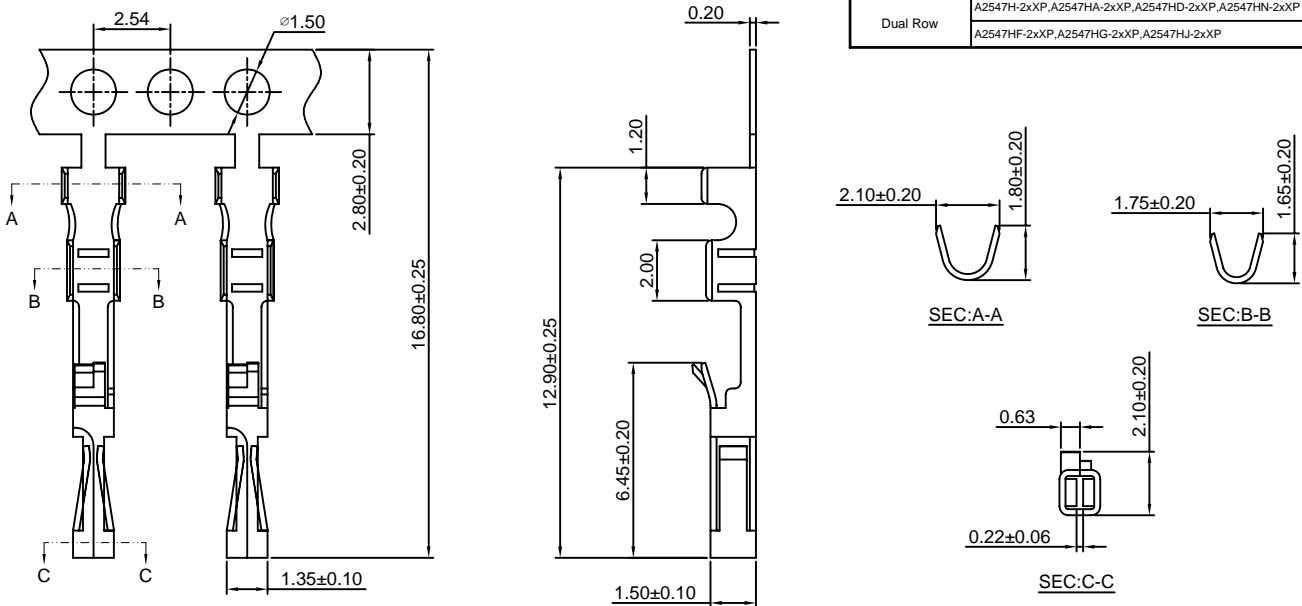
2.54mm Pitch Crimp Terminal

**Reference Informations:**

\*Used in CJT A2547 series Housing

Use With CJT A2547 series Housing :

|            |   |
|------------|---|
| Single Row | A2547H-XP, A2547H-XP-2, A2547H-XP-3, A2547HE-XP       |
|            | A2547HG-XP, A2547HC-2P, A2547HD-2P, A2547HU-XP        |
| Dual Row   | A2547H-2xXP, A2547HA-2xXP, A2547HD-2xXP, A2547HN-2xXP |
|            | A2547HF-2xXP, A2547HG-2xXP, A2547HJ-2xXP              |



Ordering information & Specifications:

Unit:mm

| Part NO. | Wire Range | Insulation O.D. | Material        | Finish           | Qty/reel   |
|----------|------------|-----------------|-----------------|------------------|------------|
| A2547-TP | AWG#22-#24 | 1.60mm(max)     | Phosphor Bronze | Tin over Nickel  | 15,000 PCS |
| A2547-GP | AWG#22-#24 | 1.60mm(max)     | Phosphor Bronze | Gold over Nickel | 15,000 PCS |

Optional Gold plating available but MOQ requested

### A2547-T-L

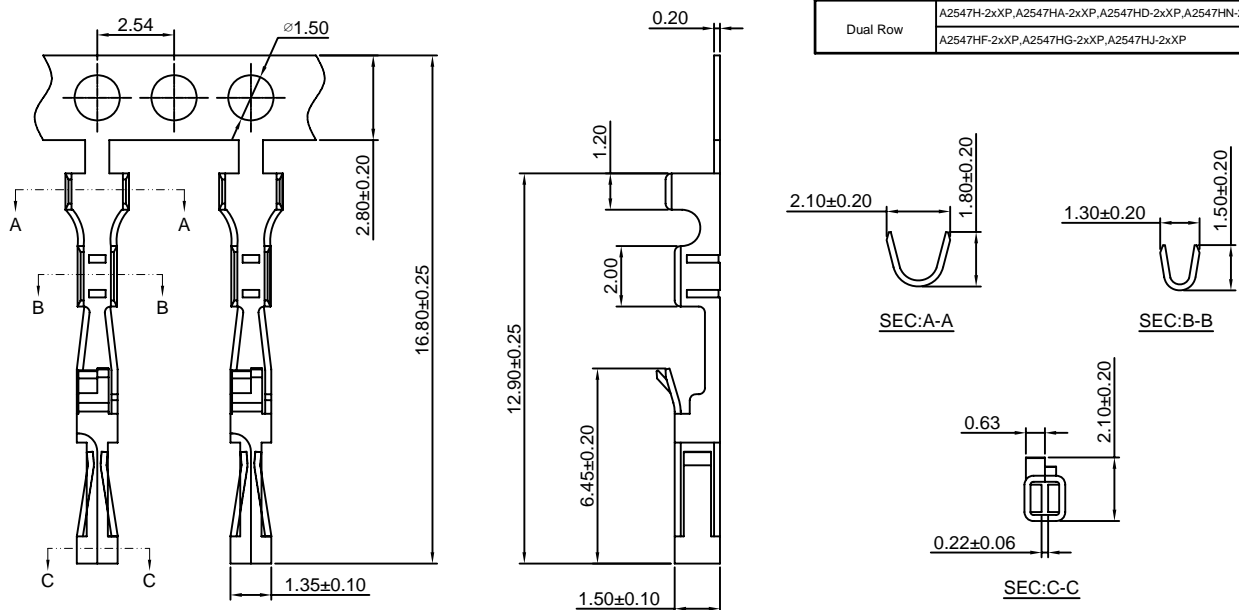
2.54mm Pitch Crimp Terminal

**Reference Informations:**

\*Used in CJT A2547 series Housing

Use With CJT A2547 series Housing :

|            |   |
|------------|---|
| Single Row | A2547H-XP, A2547H-XP-2, A2547H-XP-3, A2547HE-XP       |
|            | A2547HG-XP, A2547HC-2P, A2547HD-2P, A2547HU-XP        |
| Dual Row   | A2547H-2xXP, A2547HA-2xXP, A2547HD-2xXP, A2547HN-2xXP |
|            | A2547HF-2xXP, A2547HG-2xXP, A2547HJ-2xXP              |



Ordering information & Specifications:

Unit:mm

| Part NO.   | Wire Range | Insulation O.D. | Material        | Finish           | Qty/reel   |
|------------|------------|-----------------|-----------------|------------------|------------|
| A2547-TP-L | AWG#24-#30 | 1.60mm(max)     | Phosphor Bronze | Tin over Nickel  | 15,000 PCS |
| A2547-GP-L | AWG#24-#30 | 1.60mm(max)     | Phosphor Bronze | Gold over Nickel | 15,000 PCS |

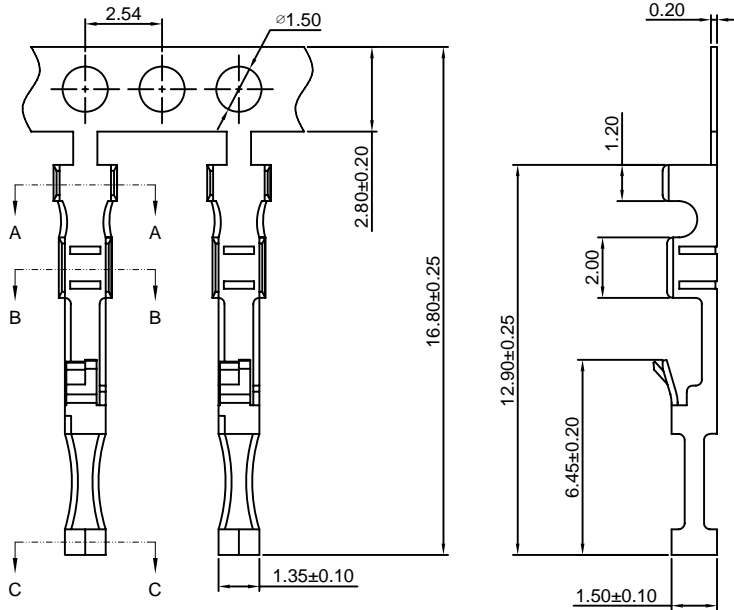
Optional Gold plating available but MOQ requested

# A2547-T-C

2.54mm Pitch Crimp Terminal

**Reference Informations:**

\*Used in CJT A2547 series Housing



Use With CJT A2547 series Housing :

|            |   |
|------------|---|
| Single Row | A2547H-XP, A2547H-XP-2, A2547H-XP-3, A2547HE-XP       |
|            | A2547HG-XP, A2547HC-2P, A2547HD-2P, A2547HU-XP        |
| Dual Row   | A2547H-2xXP, A2547HA-2xXP, A2547HD-2xXP, A2547HN-2xXP |
|            | A2547HF-2xXP, A2547HG-2xXP, A2547HJ-2xXP              |

Ordering information &amp; Specifications:

Unit:mm

| Part NO.   | Wire Range | Insulation O.D. | Material        | Finish           | Qty/reel   |
|------------|------------|-----------------|-----------------|------------------|------------|
| A2547-TP-C | AWG#22-#24 | 1.60mm(max)     | Phosphor Bronze | Tin over Nickel  | 15,000 PCS |
| A2547-GP-C | AWG#22-#24 | 1.60mm(max)     | Phosphor Bronze | Gold over Nickel | 15,000 PCS |

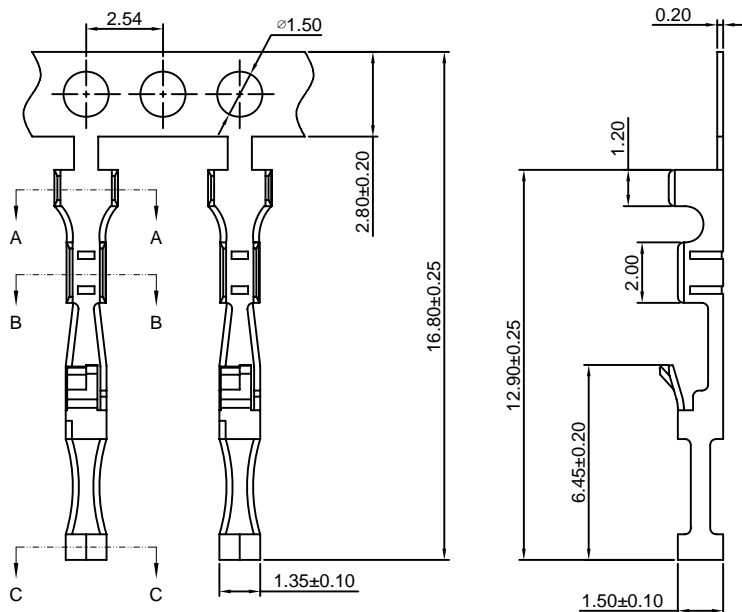
Optional Gold plating available but MOQ requested

# A2547-T-C-L

2.54mm Pitch Crimp Terminal

**Reference Informations:**

\*Used in CJT A2547 series Housing



Use With CJT A2547 series Housing :

|            |   |
|------------|---|
| Single Row | A2547H-XP, A2547H-XP-2, A2547H-XP-3, A2547HE-XP       |
|            | A2547HG-XP, A2547HC-2P, A2547HD-2P, A2547HU-XP        |
| Dual Row   | A2547H-2xXP, A2547HA-2xXP, A2547HD-2xXP, A2547HN-2xXP |
|            | A2547HF-2xXP, A2547HG-2xXP, A2547HJ-2xXP              |

Ordering information &amp; Specifications:

Unit:mm

| Part NO.     | Wire Range | Insulation O.D. | Material        | Finish           | Qty/reel   |
|--------------|------------|-----------------|-----------------|------------------|------------|
| A2547-TP-C-L | AWG#24-#30 | 1.60mm(max)     | Phosphor Bronze | Tin over Nickel  | 15,000 PCS |
| A2547-GP-C-L | AWG#24-#30 | 1.60mm(max)     | Phosphor Bronze | Gold over Nickel | 15,000 PCS |

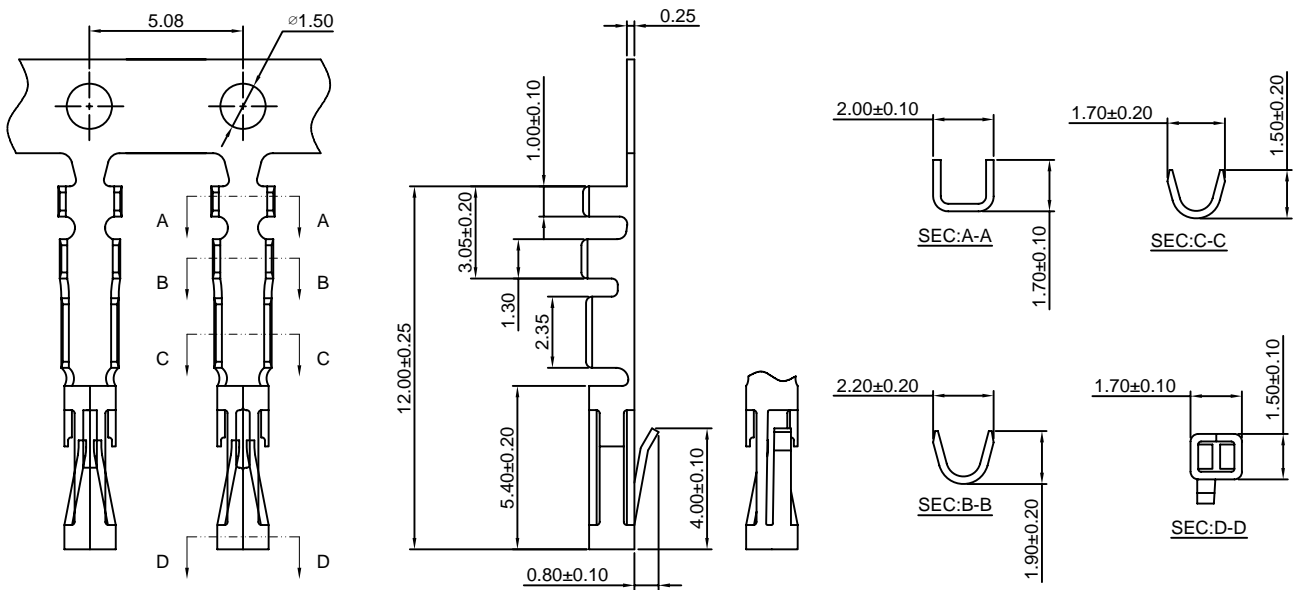
Optional Gold plating available but MOQ requested

# A2547-T-B

2.54mm Pitch Crimp Terminal

**Reference Informations:**

\*Used in CJT A2547HA,HB-XP,A2549H,HA-XP,A2549H-2xXP series Housing



Ordering information &amp; Specifications:

Unit:mm

| Part NO.   | Wire Range | Insulation O.D. | Material        | Finish           | Qty/reel   |
|------------|------------|-----------------|-----------------|------------------|------------|
| A2547-TP-B | AWG#22-#26 | 1.55mm(max)     | Phosphor Bronze | Tin over Nickel  | 20,000 PCS |
| A2547-GP-B | AWG#22-#26 | 1.55mm(max)     | Phosphor Bronze | Gold over Nickel | 20,000 PCS |

Optional Gold plating available but MOQ requested

# A2547-T-D

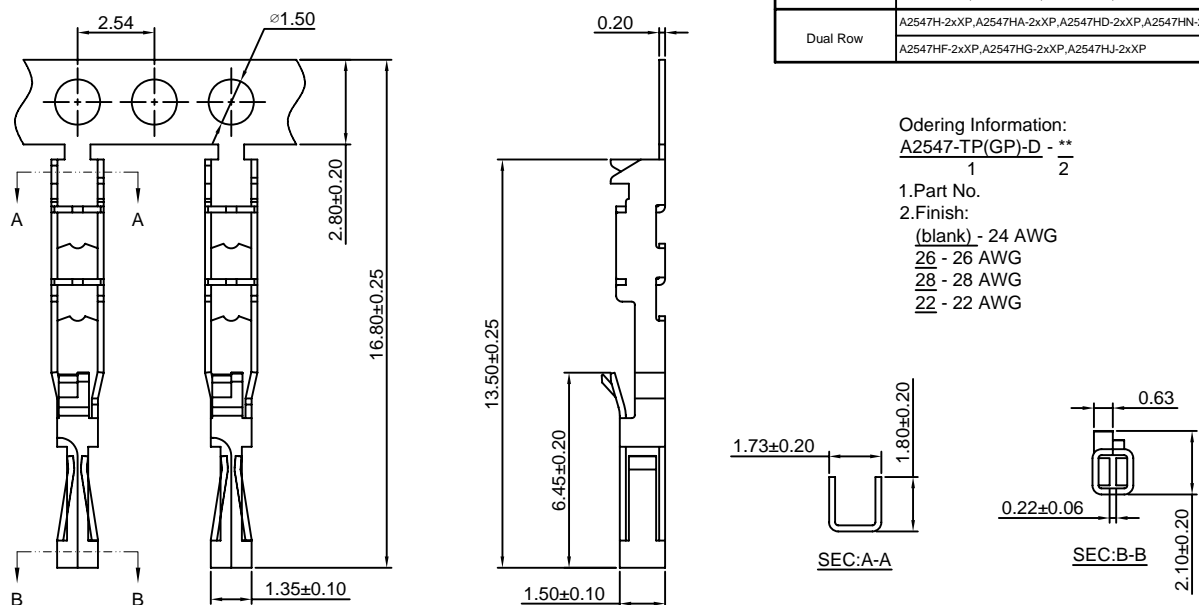
2.54mm Pitch Insulation Displacement Terminal

**Reference Informations:**

\*Used in CJT A2547 series Housing

Use With CJT A2547 series Housing :

|            |  |
|------------|--|
| Single Row | A2547H-XP,A2547H-XP-2,A2547H-XP-3,A2547HE-XP       |
|            | A2547HG-XP,A2547HC-2P,A2547HD-2P,A2547HJ-XP        |
| Dual Row   | A2547H-2xXP,A2547HA-2xXP,A2547HD-2xXP,A2547HN-2xXP |
|            | A2547HF-2xXP,A2547HG-2xXP,A2547HJ-2xXP             |



Odering Information:

**A2547-TP(GP)-D - \*\***

1. Part No.

2. Finish:

(blank) - 24 AWG

26 - 26 AWG

28 - 28 AWG

22 - 22 AWG

Ordering information &amp; Specifications:

Unit:mm

| Part NO.   | Wire Range | Insulation O.D. | Material        | Finish           | Qty/reel   |
|------------|------------|-----------------|-----------------|------------------|------------|
| A2547-TP-D | AWG#22-#28 | 1.60mm(max)     | Phosphor Bronze | Tin over Nickel  | 15,000 PCS |
| A2547-GP-D | AWG#22-#28 | 1.60mm(max)     | Phosphor Bronze | Gold over Nickel | 15,000 PCS |

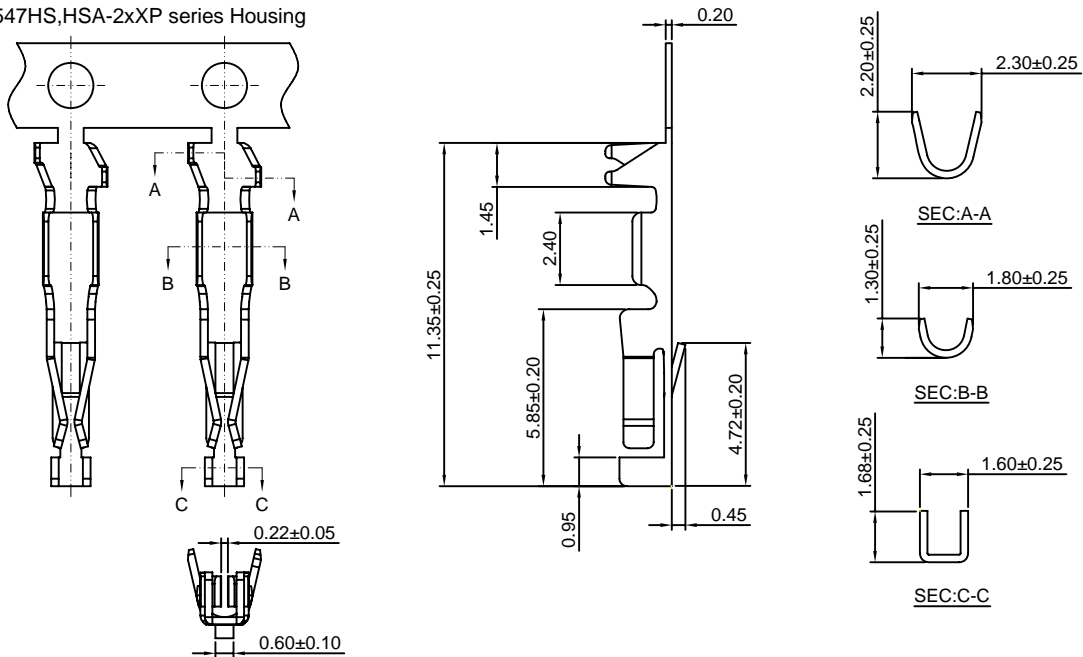
Optional Gold plating available but MOQ requested

### A2547-T-S

2.54mm Pitch Crimp Terminal

**Reference Informations:**

\*Used in CJT A2547HS, HSA-2xXP series Housing



Ordering information & Specifications:

Unit:mm

| Part NO.   | Wire Range | Insulation O.D. | Material        | Finish           | Qty/reel   |
|------------|------------|-----------------|-----------------|------------------|------------|
| A2547-TP-S | AWG#22-#28 | 1.63mm(max)     | Phosphor Bronze | Tin over Nickel  | 10,000 PCS |
| A2547-GP-S | AWG#22-#28 | 1.63mm(max)     | Phosphor Bronze | Gold over Nickel | 10,000 PCS |

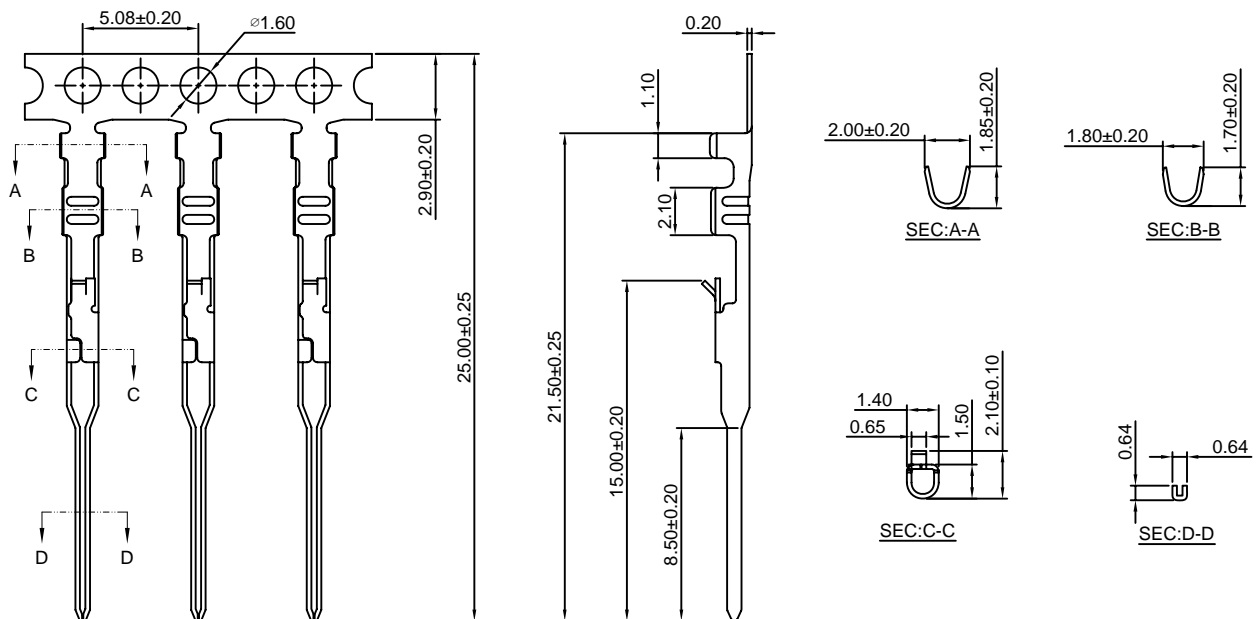
Optional Gold plating available but MOQ requested

### A2547M-T

2.54mm Pitch Crimp Terminal

**Reference Informations:**

\*Used in CJT A2547HM, HMA-XP, A2547H-XP-2, A2547H-XP-3, A2547HE-XP, A2547HF-2xXP series Housing



Ordering information & Specifications:

Unit:mm

| Part NO.  | Wire Range | Insulation O.D. | Material        | Finish           | Qty/reel   |
|-----------|------------|-----------------|-----------------|------------------|------------|
| A2547M-TP | AWG#22-#24 | 1.60mm(max)     | Phosphor Bronze | Tin over Nickel  | 15,000 PCS |
| A2547M-GP | AWG#22-#24 | 1.60mm(max)     | Phosphor Bronze | Gold over Nickel | 15,000 PCS |

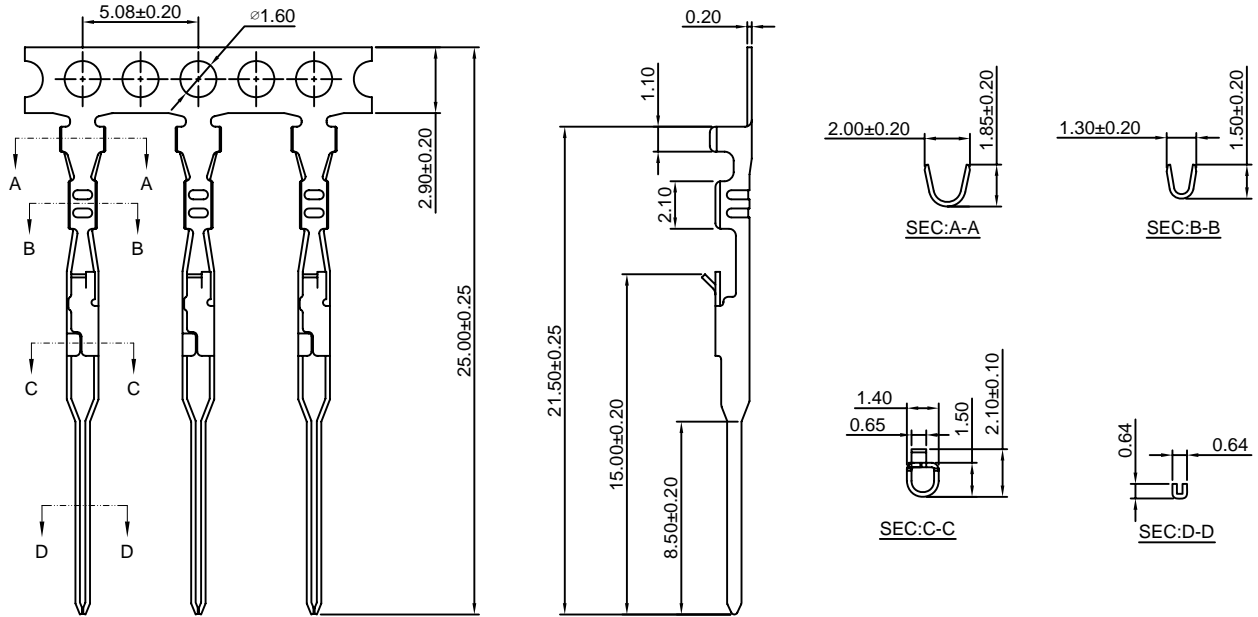
Optional Gold plating available but MOQ requested

# A2547M-T-L

2.54mm Pitch Crimp Terminal

**Reference Informations:**

\*Used in CJT A2547HM,HMA-XP,A2547H-XP-2,A2547H-XP-3,A2547HE-XP,A2547HF-2xXP series Housing



Ordering information &amp; Specifications:

Unit:mm

| Part NO.    | Wire Range | Insulation O.D. | Material        | Finish           | Qty/reel   |
|-------------|------------|-----------------|-----------------|------------------|------------|
| A2547M-TP-L | AWG#24-#30 | 1.60mm(max)     | Phosphor Bronze | Tin over Nickel  | 15,000 PCS |
| A2547M-GP-L | AWG#24-#30 | 1.60mm(max)     | Phosphor Bronze | Gold over Nickel | 15,000 PCS |

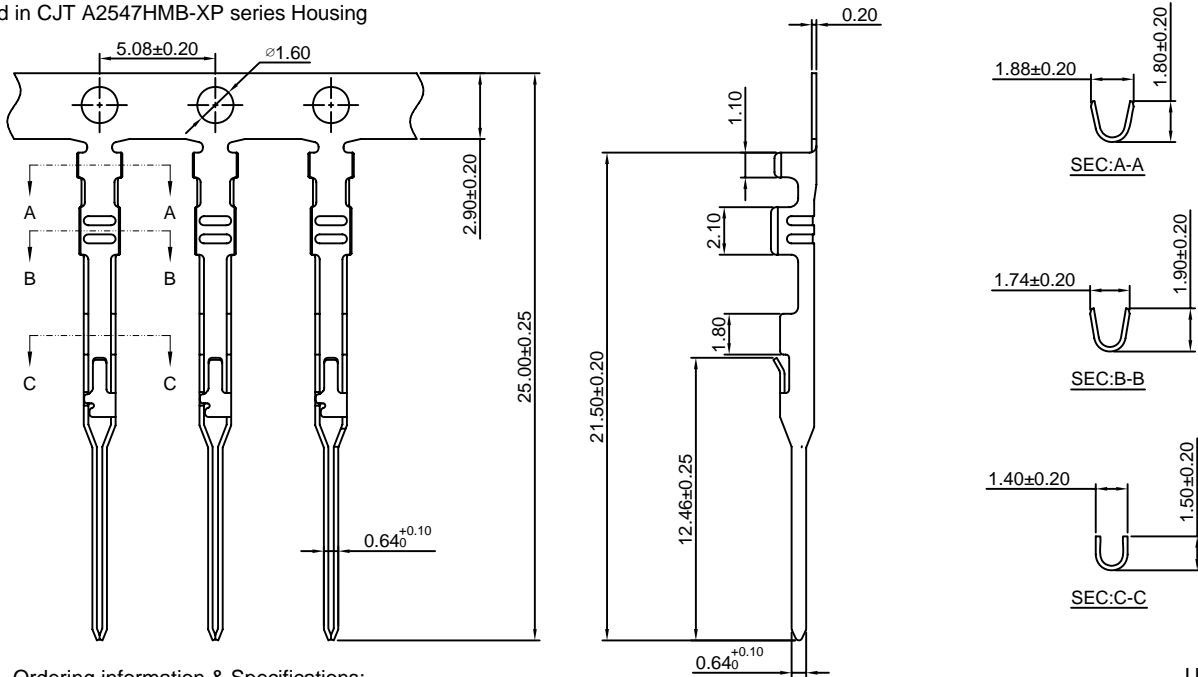
Optional Gold plating available but MOQ requested

# A2547M-T-B

2.54mm Pitch Crimp Terminal

**Reference Informations:**

\*Used in CJT A2547HMB-XP series Housing



Ordering information &amp; Specifications:

Unit:mm

| Part NO.    | Wire Range | Insulation O.D. | Material        | Finish           | Qty/reel   |
|-------------|------------|-----------------|-----------------|------------------|------------|
| A2547M-TP-B | AWG#22-#26 | 1.63mm(max)     | Phosphor Bronze | Tin over Nickel  | 15,000 PCS |
| A2547M-GP-B | AWG#22-#26 | 1.63mm(max)     | Phosphor Bronze | Gold over Nickel | 15,000 PCS |

Optional Gold plating available but MOQ requested

### A2547H-XP

2.54mm Pitch Housing With Lock

**Reference Informations:**

- \*Material:PBT,UL94V-0
- \*Suitable CJT A2547-T(-L) A2547-T-C(-L) A2547-T-D series Terminal
- \*Mates with CJT A2547HM,HMA,HMB-XP series Housing or A2547WV,WR,WVA,WRA-XP,A2547WR-F,WR-S-F-XP series single row Wafer
- \*Color:Black

**Ordering Information:**

- A2547H-XP - \*\*\*  
 1                    2
- 1.Part No.
  - 2.Material:  
 (Blank):PBT,UL94V-0  
 GWT:PBT,UL94V-0,GWT 750°C

**Ordering Information & Dimensions:**

| PART NO. | Dimensions |       |
|----------|------------|-------|
|          | A          | B     |
| 2P       | 2.54       | 5.08  |
| 3P       | 5.08       | 7.62  |
| 4P       | 7.62       | 10.16 |
| 5P       | 10.16      | 12.70 |
| 6P       | 12.70      | 15.24 |
| 7P       | 15.24      | 17.78 |
| 8P       | 17.78      | 20.32 |
| 9P       | 20.32      | 22.86 |
| 10P      | 22.86      | 25.40 |
| 11P      | 25.40      | 27.94 |
| 12P      | 27.94      | 30.48 |
| 13P      | 30.48      | 33.02 |
| 14P      | 33.02      | 35.56 |
| 15P      | 35.56      | 38.10 |
| 16P      | 38.10      | 40.64 |
| 17P      | 40.64      | 43.18 |
| 18P      | 43.18      | 45.72 |
| 19P      | 45.72      | 48.26 |
| 20P      | 48.26      | 50.80 |
| 21P      | 50.80      | 53.34 |
| 22P      | 53.34      | 55.88 |
| 23P      | 55.88      | 58.42 |
| 24P      | 58.42      | 60.96 |
| 25P      | 60.96      | 63.50 |

Unit: mm



### A2547H-XP-2

2.54mm Pitch Housing

**Reference Informations:**

- \*Material:PBT,UL94V-0
- \*Suitable CJT A2547-T(-L) A2547M-T(-L) A2547-T-C(-L) A2547-T-D series Terminal
- \*Mates with CJT A2547 series single row Housing or A2547 A2541 series single row Wafer
- \*Color:Black

**Ordering Information:**

- A2547H-XP-2 - \*\*\*  
 1                    2
- 1.Part No.
  - 2.Material:  
 (Blank):PBT,UL94V-0  
 GWT:PBT,UL94V-0,GWT 750°C

**Ordering Information & Dimensions:**

| PART NO. | Dimensions |       |
|----------|------------|-------|
|          | A          | B     |
| 1P       | ----       | 2.54  |
| 2P       | 2.54       | 5.08  |
| 3P       | 5.08       | 7.62  |
| 4P       | 7.62       | 10.16 |
| 5P       | 10.16      | 12.70 |
| 6P       | 12.70      | 15.24 |
| 7P       | 15.24      | 17.78 |
| 8P       | 17.78      | 20.32 |
| 9P       | 20.32      | 22.86 |
| 10P      | 22.86      | 25.40 |
| 11P      | 25.40      | 27.94 |
| 12P      | 27.94      | 30.48 |
| 13P      | 30.48      | 33.02 |
| 14P      | 33.02      | 35.56 |
| 15P      | 35.56      | 38.10 |
| 16P      | 38.10      | 40.64 |
| 17P      | 40.64      | 43.18 |
| 18P      | 43.18      | 45.72 |
| 19P      | 45.72      | 48.26 |
| 20P      | 48.26      | 50.80 |
| 21P      | 50.80      | 53.34 |
| 22P      | 53.34      | 55.88 |
| 23P      | 55.88      | 58.42 |
| 24P      | 58.42      | 60.96 |
| 25P      | 60.96      | 63.50 |

Unit: mm





### A2547H-XP-3

2.54mm Pitch Housing

**Reference Informations:**

- \*Material:PBT,UL94V-0
- \*Suitable CJT A2547-T(-L) A2547M-T(-L) A2547-T-C(-L) A2547-T-D series Terminal
- \*Mates with CJT A2547 series single row Housing or A2547 A2541 series single row Wafer
- \*Color:Black

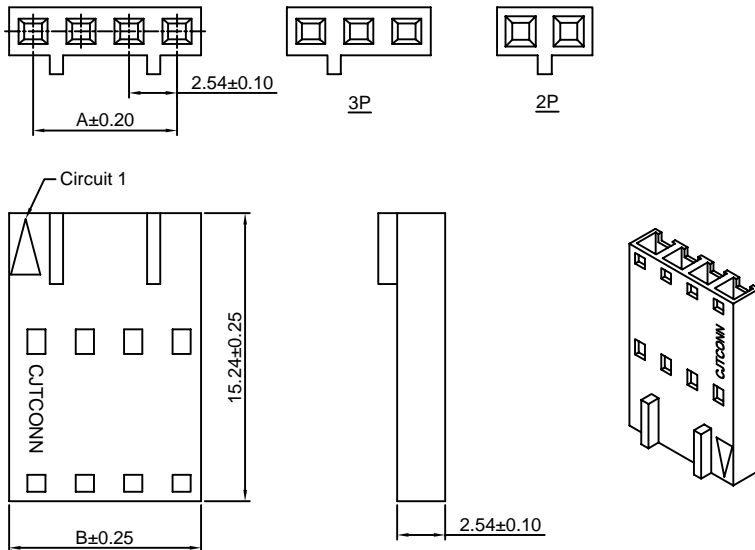
**Ordering Information:**

- A2547H-XP-3 - \*\*\*  
1 2
- 1.Part No.
  - 2.Material:  
(Blank):PBT,UL94V-0  
GWT:PBT,UL94V-0,GWT 750°C

**Ordering Information & Dimensions:**

| PART NO. | Dimensions |       |
|----------|------------|-------|
|          | A          | B     |
| 2P       | 2.54       | 5.08  |
| 3P       | 5.08       | 7.62  |
| 4P       | 7.62       | 10.16 |
| 5P       | 10.16      | 12.70 |
| 6P       | 12.70      | 15.24 |
| 7P       | 15.24      | 17.78 |
| 8P       | 17.78      | 20.32 |
| 9P       | 20.32      | 22.86 |
| 10P      | 22.86      | 25.40 |
| 11P      | 25.40      | 27.94 |
| 12P      | 27.94      | 30.48 |
| 13P      | 30.48      | 33.02 |
| 14P      | 33.02      | 35.56 |
| 15P      | 35.56      | 38.10 |
| 16P      | 38.10      | 40.64 |
| 17P      | 40.64      | 43.18 |
| 18P      | 43.18      | 45.72 |
| 19P      | 45.72      | 48.26 |
| 20P      | 48.26      | 50.80 |
| 21P      | 50.80      | 53.34 |
| 22P      | 53.34      | 55.88 |
| 23P      | 55.88      | 58.42 |
| 24P      | 58.42      | 60.96 |
| 25P      | 60.96      | 63.50 |

Unit: mm



### A2547HA-XP

2.54mm Pitch Housing With Lock

**Reference Informations:**

- \*Material:PBT,UL94V-0
- \*Suitable CJT A2547-T-B series Terminal
- \*Mates with CJT A2547HM,HMA,HMB-XP series Housing or A2547WV,WR,WVA,WRA-XP,A2547WR-F,WR-S-F-XP series Wafer
- \*Color:Black

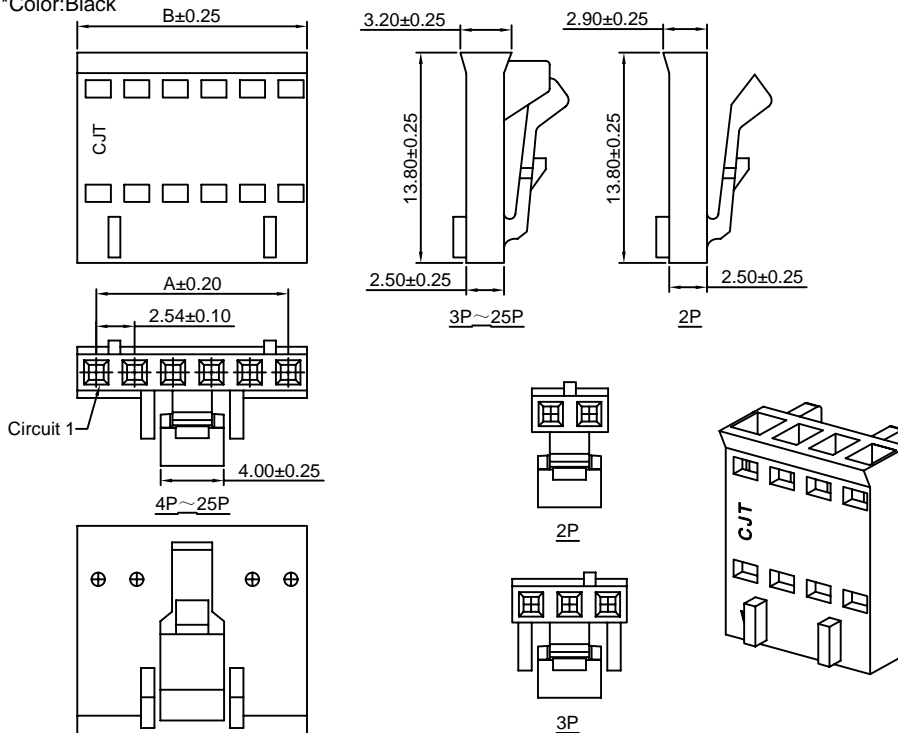
**Ordering Information:**

- A2547HA-XP - \*\*\*  
1 2
- 1.Part No.
  - 2.Material:  
(Blank):PBT,UL94V-0  
GWT:PBT,UL94V-0,GWT 750°C

**Ordering Information & Dimensions:**

| PART NO. | Dimensions |       |
|----------|------------|-------|
|          | A          | B     |
| 2P       | 2.54       | 4.92  |
| 3P       | 5.08       | 7.46  |
| 4P       | 7.62       | 10.00 |
| 5P       | 10.16      | 12.54 |
| 6P       | 12.70      | 15.08 |
| 7P       | 15.24      | 17.62 |
| 8P       | 17.78      | 20.16 |
| 9P       | 20.32      | 22.70 |
| 10P      | 22.86      | 25.24 |
| 11P      | 25.40      | 27.78 |
| 12P      | 27.94      | 30.32 |
| 13P      | 30.48      | 32.86 |
| 14P      | 33.02      | 35.40 |
| 15P      | 35.56      | 37.94 |
| 16P      | 38.10      | 40.48 |
| 17P      | 40.64      | 43.02 |
| 18P      | 43.18      | 45.56 |
| 19P      | 45.72      | 48.10 |
| 20P      | 48.26      | 50.64 |
| 21P      | 50.80      | 53.18 |
| 22P      | 53.34      | 55.72 |
| 23P      | 55.88      | 58.26 |
| 24P      | 58.42      | 60.80 |
| 25P      | 60.96      | 63.34 |

Unit: mm

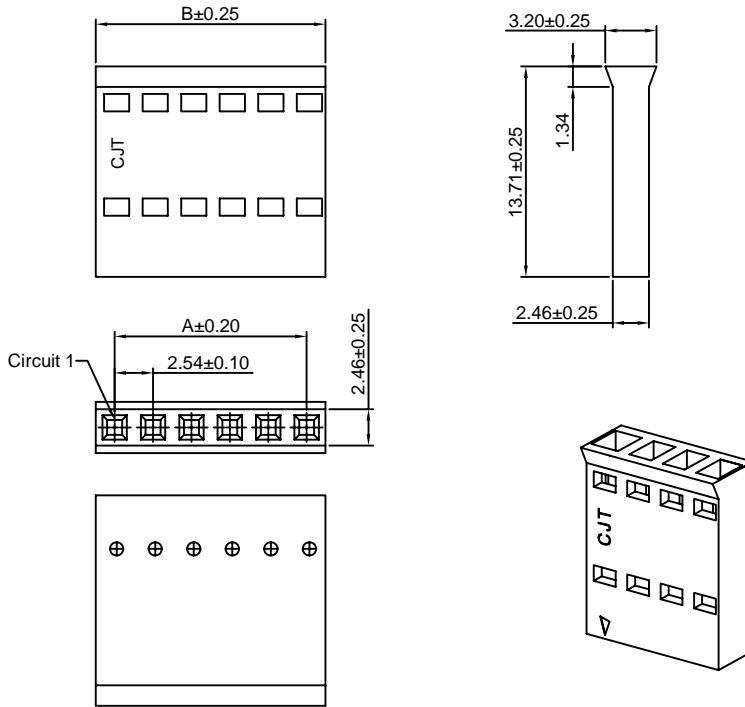


### A2547HB-XP

2.54mm Pitch Housing

**Reference Informations:**

- \*Material:PBT,UL94V-0
- \*Suitable CJT A2547-T-B series Terminal
- \*Mates with CJT A2547 series single row Housing or A2547 A2541 series single row Wafer
- \*Color:Black



**Ordering Information:**

A2547HB-XP - \*\*\*  
1 2

- 1.Part No.
- 2.Material:  
(Blank):PBT,UL94V-0  
GWT:PBT,UL94V-0,GWT 750°C

**Ordering Information & Dimensions:**

| PART NO. | Dimensions |       |
|----------|------------|-------|
|          | A          | B     |
| 2P       | 2.54       | 4.92  |
| 3P       | 5.08       | 7.46  |
| 4P       | 7.62       | 10.00 |
| 5P       | 10.16      | 12.54 |
| 6P       | 12.70      | 15.08 |
| 7P       | 15.24      | 17.62 |
| 8P       | 17.78      | 20.16 |
| 9P       | 20.32      | 22.70 |
| 10P      | 22.86      | 25.24 |
| 11P      | 25.40      | 27.78 |
| 12P      | 27.94      | 30.32 |
| 13P      | 30.48      | 32.86 |
| 14P      | 33.02      | 35.40 |
| 15P      | 35.56      | 37.94 |
| 16P      | 38.10      | 40.48 |
| 17P      | 40.64      | 43.02 |
| 18P      | 43.18      | 45.56 |
| 19P      | 45.72      | 48.10 |
| 20P      | 48.26      | 50.64 |
| 21P      | 50.80      | 53.18 |
| 22P      | 53.34      | 55.72 |
| 23P      | 55.88      | 58.26 |
| 24P      | 58.42      | 60.80 |
| 25P      | 60.96      | 63.34 |

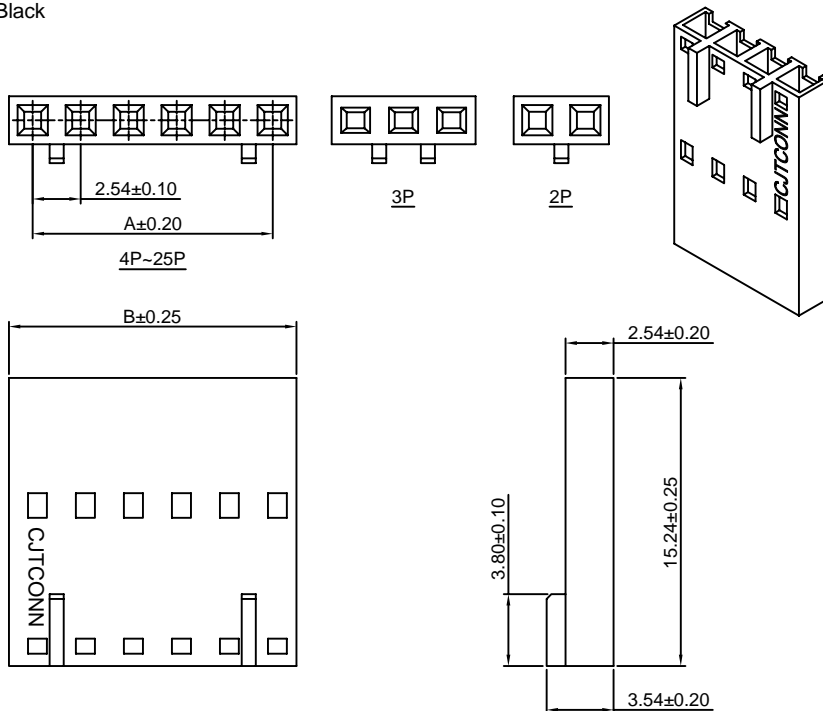
Unit: mm

### A2547HE-XP

2.54mm Pitch Housing

**Reference Informations:**

- \*Material:PBT,UL94V-0
- \*Suitable CJT A2547-T(-L) A2547M-T(-L) A2547-T-C(-L) A2547-T-D series Terminal
- \*Color:Black



**Ordering Information:**

A2547HE-XP - \*\*\*  
1 2

- 1.Part No.
- 2.Material:  
(Blank):PBT,UL94V-0  
GWT:PBT,UL94V-0,GWT 750°C

**Ordering Information & Dimensions:**

| PART NO. | Dimensions |       |
|----------|------------|-------|
|          | A          | B     |
| 2P       | 2.54       | 5.08  |
| 3P       | 5.08       | 7.62  |
| 4P       | 7.62       | 10.16 |
| 5P       | 10.16      | 12.70 |
| 6P       | 12.70      | 15.24 |
| 7P       | 15.24      | 17.78 |
| 8P       | 17.78      | 20.32 |
| 9P       | 20.32      | 22.86 |
| 10P      | 22.86      | 25.40 |
| 11P      | 25.40      | 27.94 |
| 12P      | 27.94      | 30.48 |
| 13P      | 30.48      | 33.02 |
| 14P      | 33.02      | 35.56 |
| 15P      | 35.56      | 38.10 |
| 16P      | 38.10      | 40.64 |
| 17P      | 40.64      | 43.18 |
| 18P      | 43.18      | 45.72 |
| 19P      | 45.72      | 48.26 |
| 20P      | 48.26      | 50.80 |
| 21P      | 50.80      | 53.34 |
| 22P      | 53.34      | 55.88 |
| 23P      | 55.88      | 58.42 |
| 24P      | 58.42      | 60.96 |
| 25P      | 60.96      | 63.50 |

Unit: mm

## A2547HG-XP

2.54mm Pitch Housing

### Reference Informations:

- \*Material: PBT, UL94V-0
- \*Suitable CJT A2547-T(-L) A2547-T-C(-L) A2547-T-D series Terminal
- \*Color: Black

### Ordering Information:

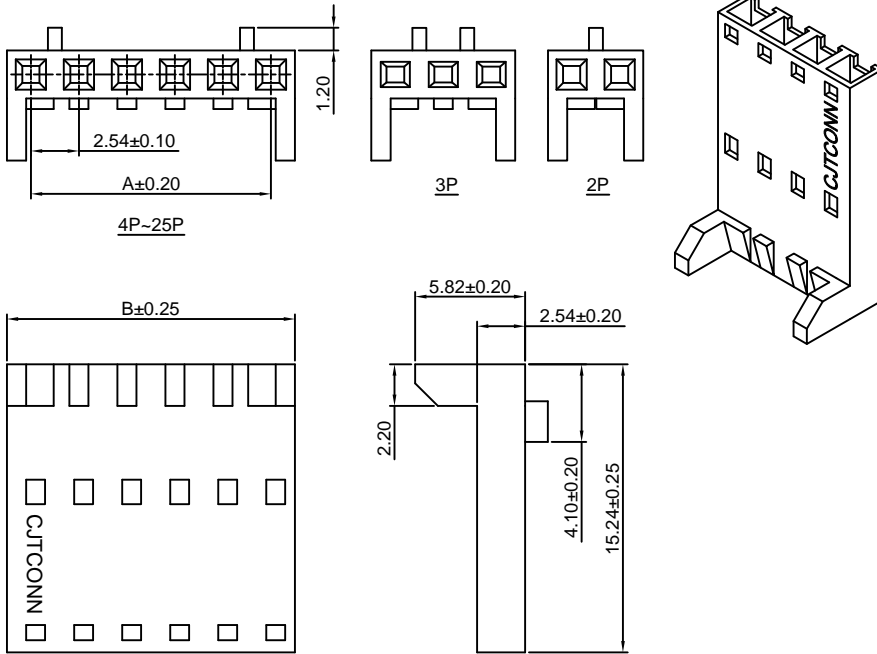
A2547HG-XP - \*\*\*

- |              |                          |
|--------------|--------------------------|
| 1            | 2                        |
| 1. Part No.  |                          |
| 2. Material: |                          |
| (Blank):     | PBT, UL94V-0             |
| GWT:         | PBT, UL94V-0, GWT 750 °C |

### Ordering Information & Dimensions:

| PART NO. | Dimensions |       |
|----------|------------|-------|
|          | A          | B     |
| 2P       | 2.54       | 5.08  |
| 3P       | 5.08       | 7.62  |
| 4P       | 7.62       | 10.16 |
| 5P       | 10.16      | 12.70 |
| 6P       | 12.70      | 15.24 |
| 7P       | 15.24      | 17.78 |
| 8P       | 17.78      | 20.32 |
| 9P       | 20.32      | 22.86 |
| 10P      | 22.86      | 25.40 |
| 11P      | 25.40      | 27.94 |
| 12P      | 27.94      | 30.48 |
| 13P      | 30.48      | 33.02 |
| 14P      | 33.02      | 35.56 |
| 15P      | 35.56      | 38.10 |
| 16P      | 38.10      | 40.64 |
| 17P      | 40.64      | 43.18 |
| 18P      | 43.18      | 45.72 |
| 19P      | 45.72      | 48.26 |
| 20P      | 48.26      | 50.80 |
| 21P      | 50.80      | 53.34 |
| 22P      | 53.34      | 55.88 |
| 23P      | 55.88      | 58.42 |
| 24P      | 58.42      | 60.96 |
| 25P      | 60.96      | 63.50 |

Unit: mm



## A2547HC(HD)-2P

2.54mm Pitch Housing

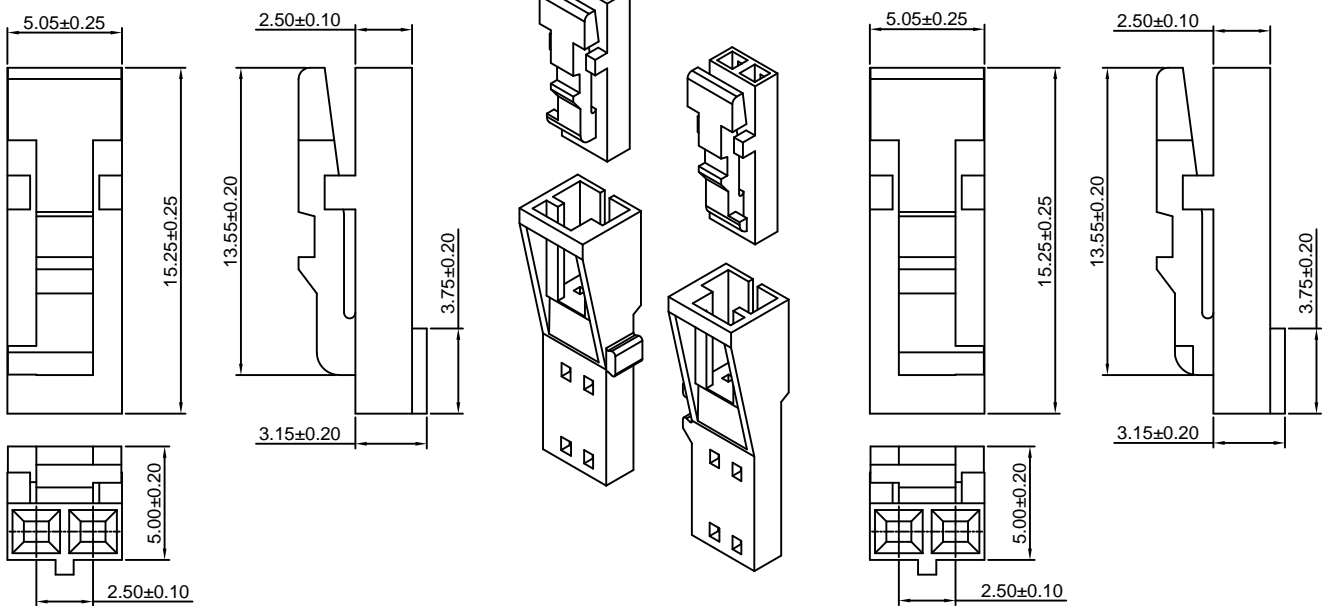
### Reference Informations:

- \*Material: Nylon 66, UL94V-0
- \*Suitable CJT A2547-T(-L) A2547-T-C(-L) A2547-T-D series Terminal
- \*Mates with CJT A2547HMC-2P A2547HMD-2P Housing and A2547WVC(WRC)-2P, A2547WVD(WRD)-2P Wafer

### Ordering Information:

A2547HC(HD)-2P - \*\*\*

- |              |                               |
|--------------|-------------------------------|
| 1            | 2                             |
| 1. Part No.  |                               |
| 2. Material: |                               |
| (Blank):     | Nylon 66, UL94V-0             |
| GWT:         | Nylon 66, UL94V-0, GWT 750 °C |



**A2547HC-2P(White)**  
 (Mates with CJT A2547HMC-2P Housing)  
 (Mates with CJT A2547WVC(WRC)-2P Wafer)

**A2547HD-2P(Black)**  
 (Mates with CJT A2547HMD-2P Housing)  
 (Mates with CJT A2547WVD(WRD)-2P Wafer)

Unit: mm



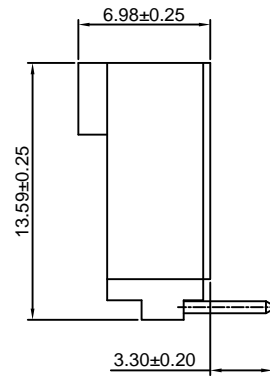
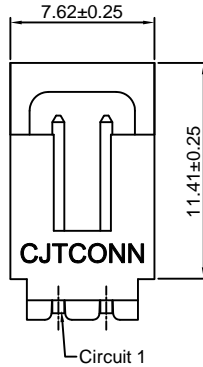
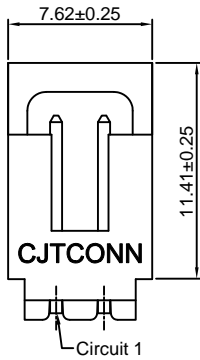
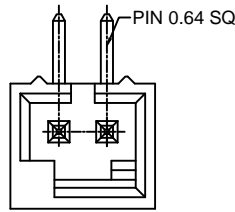
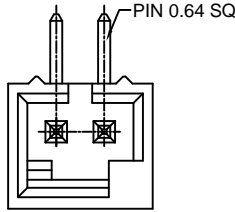
### A2547WRC(WRD)-XP

2.54mm Pitch 90° Wafer

**Reference Informations:**

\*Material: Pin: Brass/Gold over Nickel  
Insulator: PBT, UL94V-0

\*Mates with CJT A2547HC-2P, A2547HD-2P series Housing



A2547WRC-2P(White)  
(Mates with CJT A2547HC-2P Housing)

A2547WRD-2P(Black)  
(Mates with CJT A2547HD-2P Housing)

Unit: mm

### A2547HM-XP

2.54mm Pitch Housing With Lock

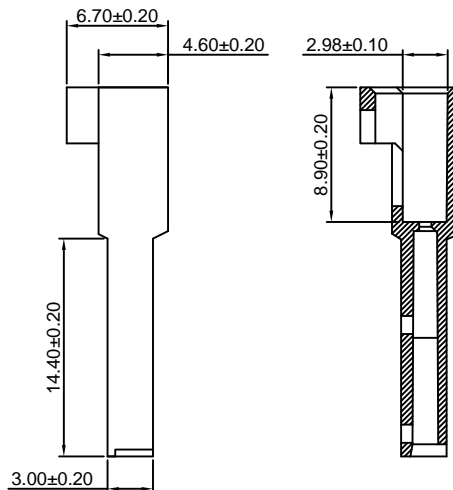
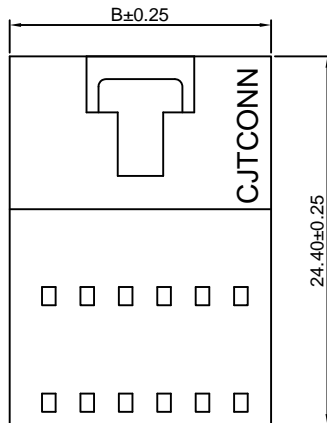
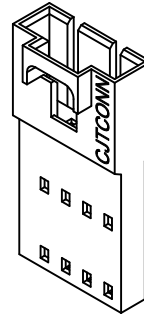
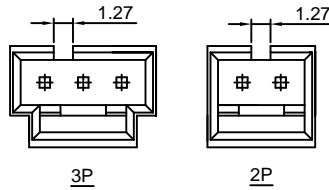
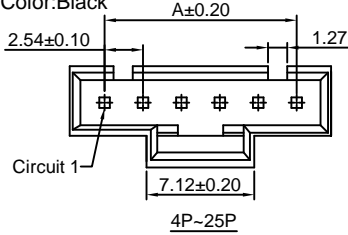
**Reference Informations:**

\*Material: PBT, UL94V-0

\*Suitable CJT A2547M-T(-L) series Terminal

\*Mates with CJT A2547H, HA-XP, A2547H-XP-3, A2550H-XP-A, A2550H-XP-A1, A2550H-XP-A2, A2550H-XP-A3H, A2550H-XP-H, A2550H-XP-M, A2550H-XP-M2 series Housing

\*Color: Black



**Ordering Information:**

A2547HM-XP - \*\*\*  
1 2

1. Part No.

2. Material:

(Blank): PBT, UL94V-0

GWT: PBT, UL94V-0, GWT 750°C

**Ordering Information & Dimensions:**

| PART NO. | Dimensions |       |
|----------|------------|-------|
|          | A          | B     |
| 2P       | 2.54       | 7.12  |
| 3P       | 5.08       | 9.66  |
| 4P       | 7.62       | 12.20 |
| 5P       | 10.16      | 14.74 |
| 6P       | 12.70      | 17.28 |
| 7P       | 15.24      | 19.82 |
| 8P       | 17.78      | 22.36 |
| 9P       | 20.32      | 24.90 |
| 10P      | 22.86      | 27.44 |
| 11P      | 25.40      | 29.98 |
| 12P      | 27.94      | 32.52 |
| 13P      | 30.48      | 35.06 |
| 14P      | 33.02      | 37.60 |
| 15P      | 35.56      | 40.14 |
| 16P      | 38.10      | 42.68 |
| 17P      | 40.64      | 45.22 |
| 18P      | 43.18      | 47.76 |
| 19P      | 45.72      | 50.30 |
| 20P      | 48.26      | 52.84 |
| 21P      | 50.80      | 55.38 |
| 22P      | 53.34      | 57.92 |
| 23P      | 55.88      | 60.46 |
| 24P      | 58.42      | 63.00 |
| 25P      | 60.96      | 65.54 |

Unit: mm

## A2547HMA-XP

2.54mm Pitch Housing With Lock

### Reference Informations:

- \*Material:PBT,UL94V-0
- \*Suitable CJT A2547M-T(-L) series Terminal
- \*Mates with CJT A2547H,HA-XP,A2547H-XP-3,A2550H-XP-A,A2550H-XP-A1,A2550H-XP-A2,A2550H-XP-A3H,A2550H-XP-H,A2550H-XP-M,A2550H-XP-M2 series Housing
- \*Color:Black

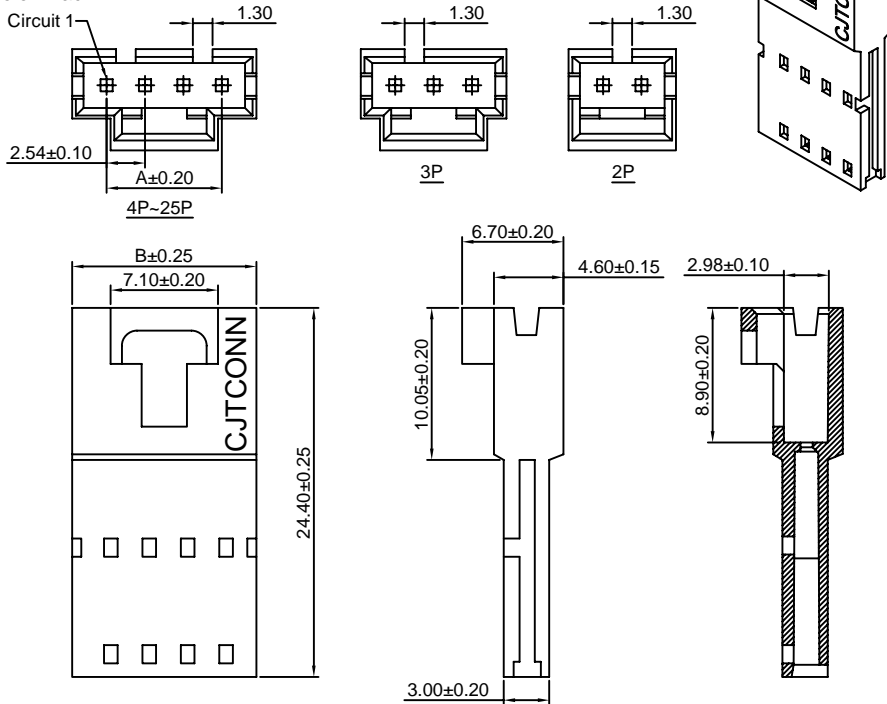
Ordering Information:  
A2547HMA-XP - \*\*\*  
1 2

- 1.Part No.
- 2.Material:  
(Blank):PBT,UL94V-0  
GWT:PBT,UL94V-0,GWT 750 °C

### Ordering Information & Dimensions:

| PART NO. | Dimensions |       |
|----------|------------|-------|
|          | A          | B     |
| 2P       | 2.54       | 7.12  |
| 3P       | 5.08       | 9.66  |
| 4P       | 7.62       | 12.20 |
| 5P       | 10.16      | 14.74 |
| 6P       | 12.70      | 17.28 |
| 7P       | 15.24      | 19.82 |
| 8P       | 17.78      | 22.36 |
| 9P       | 20.32      | 24.90 |
| 10P      | 22.86      | 27.44 |
| 11P      | 25.40      | 29.98 |
| 12P      | 27.94      | 32.52 |
| 13P      | 30.48      | 35.06 |
| 14P      | 33.02      | 37.60 |
| 15P      | 35.56      | 40.14 |
| 16P      | 38.10      | 42.68 |
| 17P      | 40.64      | 45.22 |
| 18P      | 43.18      | 47.76 |
| 19P      | 45.72      | 50.30 |
| 20P      | 48.26      | 52.84 |
| 21P      | 50.80      | 55.38 |
| 22P      | 53.34      | 57.92 |
| 23P      | 55.88      | 60.46 |
| 24P      | 58.42      | 63.00 |
| 25P      | 60.96      | 65.54 |

Unit: mm



## A2547HMB-XP

2.54mm Pitch Housing With Lock

### Reference Informations:

- \*Material:PBT,UL94V-0
- \*Suitable CJT A2547M-T-B series Terminal
- \*Mates with CJT A2547H,HA-XP,A2550H-XP series single row Housing
- \*Color:Black

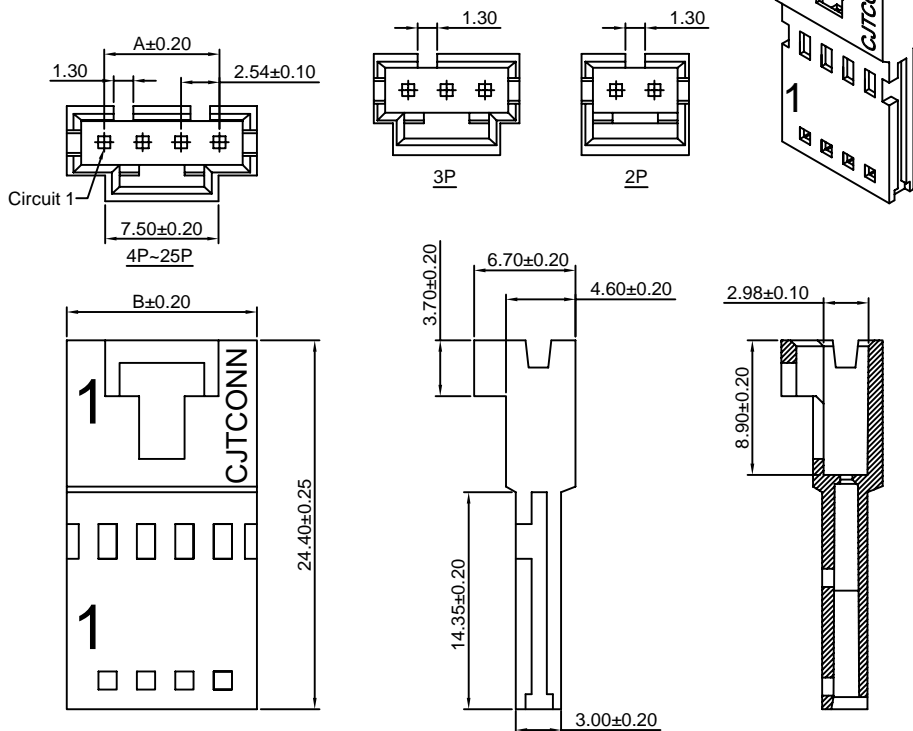
Ordering Information:  
A2547HMB-XP - \*\*\*  
1 2

- 1.Part No.
- 2.Material:  
(Blank):PBT,UL94V-0  
GWT:PBT,UL94V-0,GWT 750 °C

### Ordering Information & Dimensions:

| PART NO. | Dimensions |       |
|----------|------------|-------|
|          | A          | B     |
| 2P       | 2.54       | 7.50  |
| 3P       | 5.08       | 10.04 |
| 4P       | 7.62       | 12.58 |
| 5P       | 10.16      | 15.12 |
| 6P       | 12.70      | 17.66 |
| 7P       | 15.24      | 20.20 |
| 8P       | 17.78      | 22.74 |
| 9P       | 20.32      | 25.28 |
| 10P      | 22.86      | 27.82 |
| 11P      | 25.40      | 30.36 |
| 12P      | 27.94      | 32.90 |
| 13P      | 30.48      | 35.44 |
| 14P      | 33.02      | 37.98 |
| 15P      | 35.56      | 40.52 |
| 16P      | 38.10      | 43.06 |
| 17P      | 40.64      | 45.60 |
| 18P      | 43.18      | 48.14 |
| 19P      | 45.72      | 50.68 |
| 20P      | 48.26      | 53.22 |
| 21P      | 50.80      | 55.76 |
| 22P      | 53.34      | 58.30 |
| 23P      | 55.88      | 60.84 |
| 24P      | 58.42      | 63.38 |
| 25P      | 60.96      | 65.92 |

Unit: mm



### A2547HMB-4P-A

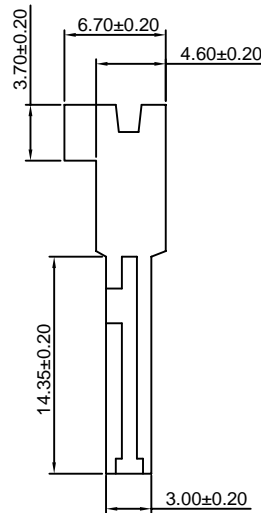
2.54mm Pitch Housing With Lock

**Reference Informations:**

- \*Material: PBT, UL94V-0
- \*Suitable CJT A2547M-T-B series Terminal
- \*Mates with CJT A2550H series single row Housing
- \*Color: Black

Ordering Information:  
A2547HMB-4P-A - \*\*\*  
1 2

1. Part No.  
2. Material:  
(Blank): PBT, UL94V-0  
GWT: PBT, UL94V-0, GWT 750 °C



Unit: mm

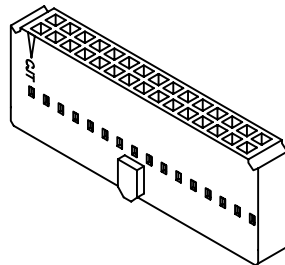
### A2547H-2xXP

2.54mm Pitch Dual Row Housing

**Reference Informations:**

- \*Material: PBT, UL94V-0
- \*Suitable CJT A2547-T(-L) A2547-T-C(-L) A2547-T-D series Terminal
- \*Mates with CJT A2547WV, WR-2xXP, A2547HI, HIA-2xXP series Wafer
- \*Color: Black

Ordering Information & Dimensions:

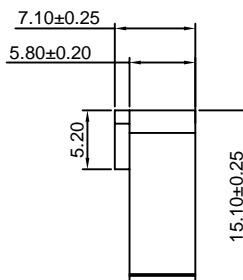
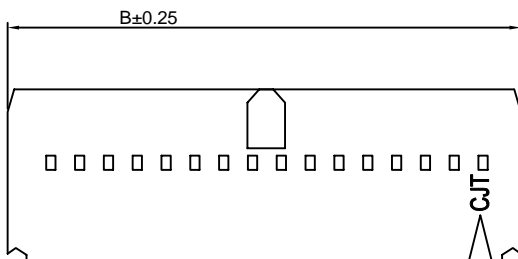


Ordering Information:  
A2547H-2xXP - \*\*\*  
1 2

1. Part No.  
2. Material:  
(Blank): PBT, UL94V-0  
GWT: PBT, UL94V-0, GWT 750 °C

| PART NO. | Dimensions |       |
|----------|------------|-------|
|          | A          | B     |
| 2x3P     | 5.08       | 12.22 |
| 2x4P     | 7.62       | 14.76 |
| 2x5P     | 10.16      | 17.30 |
| 2x6P     | 12.70      | 19.84 |
| 2x7P     | 15.24      | 22.38 |
| 2x8P     | 17.78      | 24.92 |
| 2x9P     | 20.32      | 27.46 |
| 2x10P    | 22.86      | 30.00 |
| 2x11P    | 25.40      | 32.54 |
| 2x12P    | 27.94      | 35.08 |
| 2x13P    | 30.48      | 37.62 |
| 2x14P    | 33.02      | 40.16 |
| 2x15P    | 35.56      | 42.70 |
| 2x16P    | 38.10      | 45.24 |
| 2x17P    | 40.64      | 47.78 |
| 2x18P    | 43.18      | 50.32 |
| 2x19P    | 45.72      | 52.86 |
| 2x20P    | 48.26      | 55.40 |
| 2x21P    | 50.80      | 57.94 |
| 2x22P    | 53.34      | 60.48 |
| 2x23P    | 55.88      | 63.02 |
| 2x24P    | 58.42      | 65.56 |
| 2x25P    | 60.96      | 68.10 |
| 2x26P    | 63.50      | 70.64 |
| 2x27P    | 66.04      | 73.18 |
| 2x28P    | 68.58      | 75.72 |
| 2x29P    | 71.12      | 78.26 |
| 2x30P    | 73.66      | 80.80 |
| 2x31P    | 76.20      | 83.34 |
| 2x32P    | 78.74      | 85.88 |

Unit: mm



## A2547HA-2xXP

2.54mm Pitch Dual Row Housing

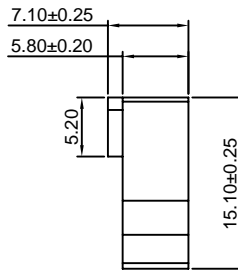
### Reference Informations:

- \*Material: PBT, UL94V-0
- \*Suitable CJT A2547-T(-L) A2547-T-C(-L) A2547-T-D series Terminal
- \*Mates with CJT A2547WV, WR, WVC, WRC-2xXP series Wafer
- \*Color: Black



### Ordering Information:

- A2547HA-2xXP - \*\*\*
- 1  
2
- Part No.
  - Material:  
(Blank): PBT, UL94V-0  
GWT: PBT, UL94V-0, GWT 750°C



### Ordering Information & Dimensions:

| PART NO. | Dimensions |       |
|----------|------------|-------|
|          | A          | B     |
| 2x3P     | 5.08       | 12.22 |
| 2x4P     | 7.62       | 14.76 |
| 2x5P     | 10.16      | 17.30 |
| 2x6P     | 12.70      | 19.84 |
| 2x7P     | 15.24      | 22.38 |
| 2x8P     | 17.78      | 24.92 |
| 2x9P     | 20.32      | 27.46 |
| 2x10P    | 22.86      | 30.00 |
| 2x11P    | 25.40      | 32.54 |
| 2x12P    | 27.94      | 35.08 |
| 2x13P    | 30.48      | 37.62 |
| 2x14P    | 33.02      | 40.16 |
| 2x15P    | 35.56      | 42.70 |
| 2x16P    | 38.10      | 45.24 |
| 2x17P    | 40.64      | 47.78 |
| 2x18P    | 43.18      | 50.32 |
| 2x19P    | 45.72      | 52.86 |
| 2x20P    | 48.26      | 55.40 |
| 2x21P    | 50.80      | 57.94 |
| 2x22P    | 53.34      | 60.48 |
| 2x23P    | 55.88      | 63.02 |
| 2x24P    | 58.42      | 65.56 |
| 2x25P    | 60.96      | 68.10 |
| 2x26P    | 63.50      | 70.64 |
| 2x27P    | 66.04      | 73.18 |
| 2x28P    | 68.58      | 75.72 |
| 2x29P    | 71.12      | 78.26 |
| 2x30P    | 73.66      | 80.80 |
| 2x31P    | 76.20      | 83.34 |
| 2x32P    | 78.74      | 85.88 |

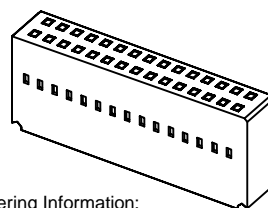
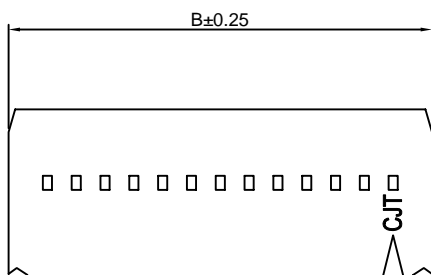
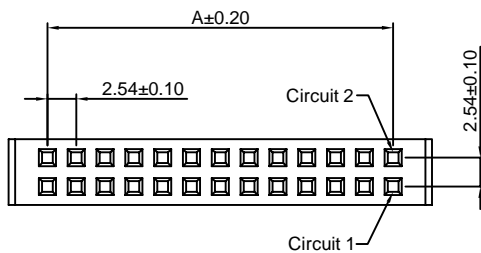
Unit: mm

## A2547HB-2xXP

2.54mm Pitch Dual Row Housing

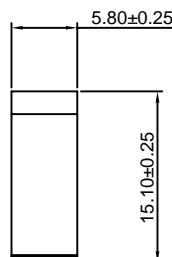
### Reference Informations:

- \*Material: PBT, UL94V-0
- \*Suitable CJT A2547-T(-L) A2547-T-C(-L) A2547-T-D series Terminal
- \*Mates with CJT A2547WV, WR-2xXP series Wafer
- \*Color: Black



### Ordering Information:

- A2547HB-2xXP - \*\*\*
- 1  
2
- Part No.
  - Material:  
(Blank): PBT, UL94V-0  
GWT: PBT, UL94V-0, GWT 750°C



### Ordering Information & Dimensions:

| PART NO. | Dimensions |       |
|----------|------------|-------|
|          | A          | B     |
| 2x3P     | 5.08       | 12.22 |
| 2x4P     | 7.62       | 14.76 |
| 2x5P     | 10.16      | 17.30 |
| 2x6P     | 12.70      | 19.84 |
| 2x7P     | 15.24      | 22.38 |
| 2x8P     | 17.78      | 24.92 |
| 2x9P     | 20.32      | 27.46 |
| 2x10P    | 22.86      | 30.00 |
| 2x11P    | 25.40      | 32.54 |
| 2x12P    | 27.94      | 35.08 |
| 2x13P    | 30.48      | 37.62 |
| 2x14P    | 33.02      | 40.16 |
| 2x15P    | 35.56      | 42.70 |
| 2x16P    | 38.10      | 45.24 |
| 2x17P    | 40.64      | 47.78 |
| 2x18P    | 43.18      | 50.32 |
| 2x19P    | 45.72      | 52.86 |
| 2x20P    | 48.26      | 55.40 |
| 2x21P    | 50.80      | 57.94 |
| 2x22P    | 53.34      | 60.48 |
| 2x23P    | 55.88      | 63.02 |
| 2x24P    | 58.42      | 65.56 |
| 2x25P    | 60.96      | 68.10 |
| 2x26P    | 63.50      | 70.64 |
| 2x27P    | 66.04      | 73.18 |
| 2x28P    | 68.58      | 75.72 |
| 2x29P    | 71.12      | 78.26 |
| 2x30P    | 73.66      | 80.80 |
| 2x31P    | 76.20      | 83.34 |
| 2x32P    | 78.74      | 85.88 |

Unit: mm

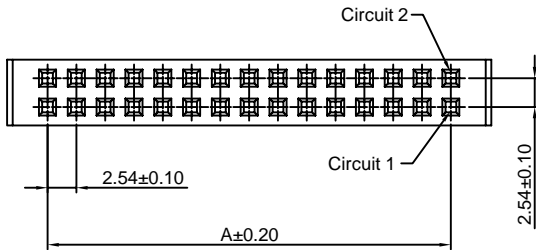
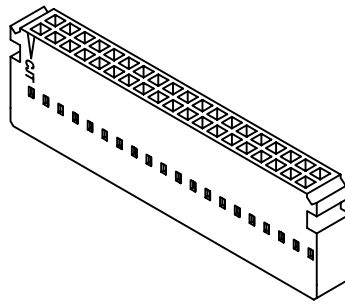


## A2547HC-2xXP

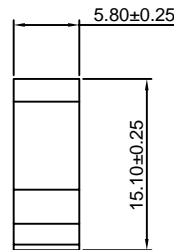
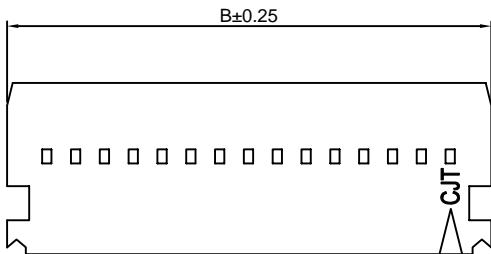
2.54mm Pitch Dual Row Housing

**Reference Informations:**

- \*Material:PBT,UL94V-0
- \*Suitable CJT A2547-T(-L) A2547-T-C(-L) A2547-T-D series Terminal
- \*Mates with CJT A2547WV,WR-2xXP series Wafer
- \*Color:Black



Ordering Information:  
A2547HC-2xXP - \*\*\*  
 $\frac{1}{2}$   
 1.Part No.  
 2.Material:  
 (Blank):PBT,UL94V-0  
 GWT:PBT,UL94V-0,GWT 750°C



Ordering Information & Dimensions:

| PART NO. | Dimensions |       |
|----------|------------|-------|
|          | A          | B     |
| 2x2P     | 2.54       | 9.68  |
| 2x3P     | 5.08       | 12.22 |
| 2x4P     | 7.62       | 14.76 |
| 2x5P     | 10.16      | 17.30 |
| 2x6P     | 12.70      | 19.84 |
| 2x7P     | 15.24      | 22.38 |
| 2x8P     | 17.78      | 24.92 |
| 2x9P     | 20.32      | 27.46 |
| 2x10P    | 22.86      | 30.00 |
| 2x11P    | 25.40      | 32.54 |
| 2x12P    | 27.94      | 35.08 |
| 2x13P    | 30.48      | 37.62 |
| 2x14P    | 33.02      | 40.16 |
| 2x15P    | 35.56      | 42.70 |
| 2x16P    | 38.10      | 45.24 |
| 2x17P    | 40.64      | 47.78 |
| 2x18P    | 43.18      | 50.32 |
| 2x19P    | 45.72      | 52.86 |
| 2x20P    | 48.26      | 55.40 |
| 2x21P    | 50.80      | 57.94 |
| 2x22P    | 53.34      | 60.48 |
| 2x23P    | 55.88      | 63.02 |
| 2x24P    | 58.42      | 65.56 |
| 2x25P    | 60.96      | 68.10 |
| 2x26P    | 63.50      | 70.64 |
| 2x27P    | 66.04      | 73.18 |
| 2x28P    | 68.58      | 75.72 |
| 2x29P    | 71.12      | 78.26 |
| 2x30P    | 73.66      | 80.80 |
| 2x31P    | 76.20      | 83.34 |
| 2x32P    | 78.74      | 85.88 |

Unit: mm

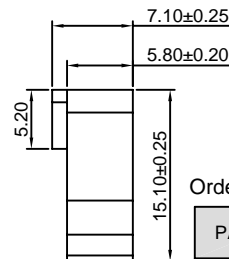
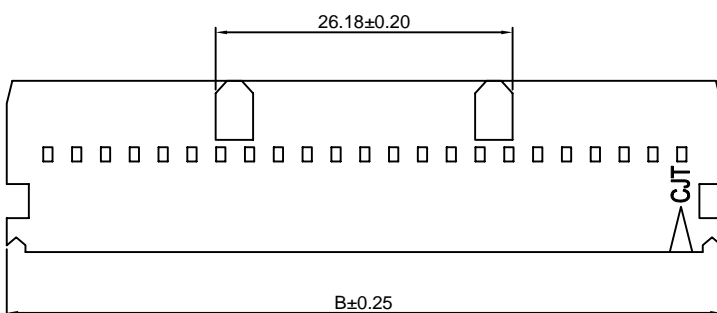
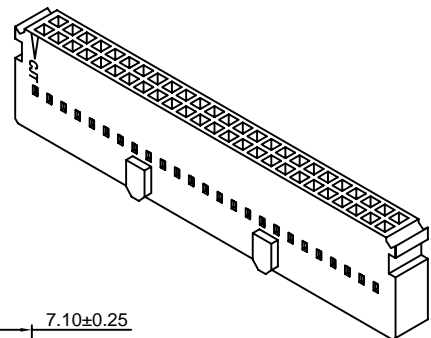
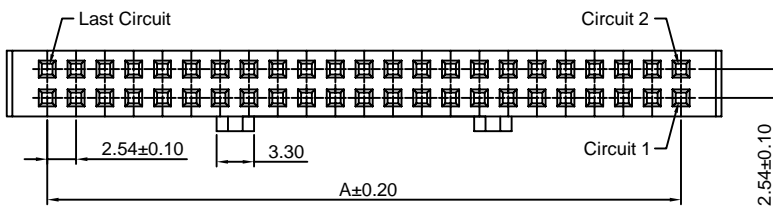
## A2547HD-2xXP

2.54mm Pitch Dual Row Housing

**Reference Informations:**

- \*Material:PBT,UL94V-0
- \*Suitable CJT A2547-T(-L) A2547-T-C(-L) A2547-T-D series Terminal
- \*Mates with CJT A2547WVA,WRA-2xXP series Wafer
- \*Color:Black

Ordering Information:  
A2547HD-2xXP - \*\*\*  
 $\frac{1}{2}$   
 1.Part No.  
 2.Material:  
 (Blank):PBT,UL94V-0  
 GWT:PBT,UL94V-0,GWT 750°C



Ordering Information & Dimensions:

| PART NO. | Dimensions |       |
|----------|------------|-------|
|          | A          | B     |
| 2x25P    | 60.96      | 68.10 |
| 2x30P    | 73.66      | 80.80 |
| 2x32P    | 78.74      | 85.88 |

Unit: mm

### A2547HN-2xXP

2.54mm Pitch Dual Row Housing

**Reference Informations:**

- \*Material:PBT,UL94V-0
- \*Suitable CJT A2549-T-C(-H/-L) series Terminal
- \*Mates with CJT A2547WV-N,WR-N-2xXP, A2547WV-N-S-2xXP series Wafer
- \*Color:Black

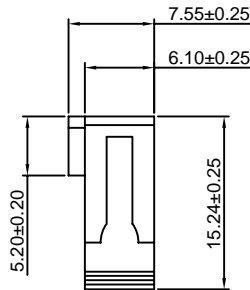
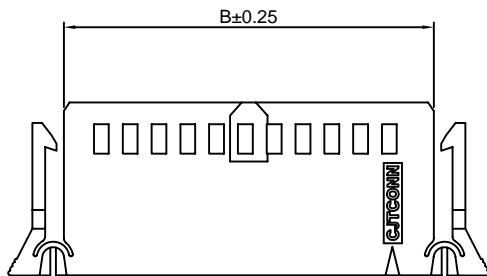
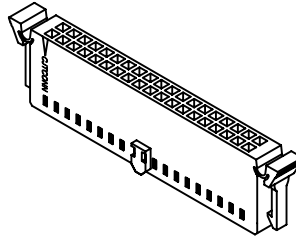
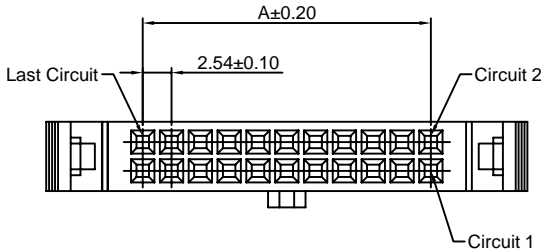
**Ordering Information:**

- A2547HN-2xXP - \*\*\*
- |   |   |
|---|---|
| 1 | 2 |
|---|---|
- 1.Part No.
  - 2.Material:  
(Blank):PBT,UL94V-0  
GWT:PBT,UL94V-0,GWT 750°C

**Ordering Information & Dimensions:**

| PART NO. | Dimensions |       |
|----------|------------|-------|
|          | A          | B     |
| 2x3P     | 5.08       | 12.22 |
| 2x4P     | 7.62       | 14.76 |
| 2x5P     | 10.16      | 17.30 |
| 2x6P     | 12.70      | 19.84 |
| 2x7P     | 15.24      | 22.38 |
| 2x8P     | 17.78      | 24.92 |
| 2x9P     | 20.32      | 27.46 |
| 2x10P    | 22.86      | 30.00 |
| 2x11P    | 25.40      | 32.54 |
| 2x12P    | 27.94      | 35.08 |
| 2x13P    | 30.48      | 37.62 |
| 2x14P    | 33.02      | 40.16 |
| 2x15P    | 35.56      | 42.70 |
| 2x16P    | 38.10      | 45.24 |
| 2x17P    | 40.64      | 47.78 |
| 2x18P    | 43.18      | 50.32 |
| 2x19P    | 45.72      | 52.86 |
| 2x20P    | 48.26      | 55.40 |
| 2x21P    | 50.80      | 57.94 |
| 2x22P    | 53.34      | 60.48 |
| 2x23P    | 55.88      | 63.02 |
| 2x24P    | 58.42      | 65.56 |
| 2x25P    | 60.96      | 68.10 |
| 2x26P    | 63.50      | 70.64 |
| 2x27P    | 66.04      | 73.18 |
| 2x28P    | 68.58      | 75.72 |
| 2x29P    | 71.12      | 78.26 |
| 2x30P    | 73.66      | 80.80 |
| 2x31P    | 76.20      | 83.34 |
| 2x32P    | 78.74      | 85.88 |

Unit: mm



### A2547HF-2xXP

2.54mm Pitch Dual Row Housing

**Reference Informations:**

- \*Material:PBT,UL94V-0
- \*Suitable CJT A2547-T(-L) A2547M-T(-L) A2547-T-C(-L) A2547-T-D series Terminal
- \*Mates with CJT A2547WV,WR,WVC,WRC-2xXP series Wafer or A2541WV,WR-2xXP series Wafer
- \*Color:Black

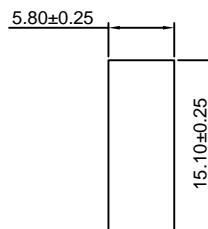
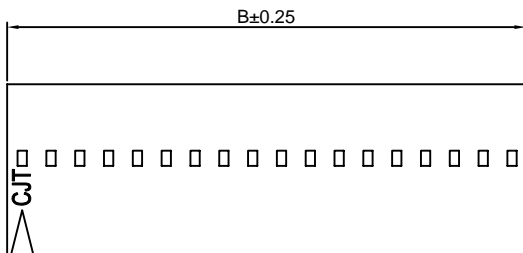
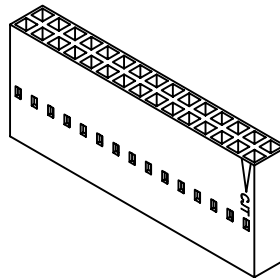
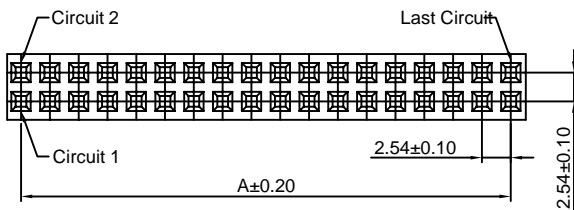
**Ordering Information:**

- A2547HF-2xXP - \*\*\*
- |   |   |
|---|---|
| 1 | 2 |
|---|---|
- 1.Part No.
  - 2.Material:  
(Blank):PBT,UL94V-0  
GWT:PBT,UL94V-0,GWT 750°C

**Ordering Information & Dimensions:**

| PART NO. | Dimensions |       |
|----------|------------|-------|
|          | A          | B     |
| 2x2P     | 2.54       | 5.05  |
| 2x3P     | 5.08       | 7.59  |
| 2x4P     | 7.62       | 10.13 |
| 2x5P     | 10.16      | 12.67 |
| 2x6P     | 12.70      | 15.21 |
| 2x7P     | 15.24      | 17.75 |
| 2x8P     | 17.78      | 20.29 |
| 2x9P     | 20.32      | 22.83 |
| 2x10P    | 22.86      | 25.37 |
| 2x11P    | 25.40      | 27.91 |
| 2x12P    | 27.94      | 30.45 |
| 2x13P    | 30.48      | 32.99 |
| 2x14P    | 33.02      | 35.53 |
| 2x15P    | 35.56      | 38.07 |
| 2x16P    | 38.10      | 40.61 |
| 2x17P    | 40.64      | 43.15 |
| 2x18P    | 43.18      | 45.69 |
| 2x19P    | 45.72      | 48.23 |
| 2x20P    | 48.26      | 50.77 |
| 2x21P    | 50.80      | 53.31 |
| 2x22P    | 53.34      | 55.85 |
| 2x23P    | 55.88      | 58.39 |
| 2x24P    | 58.42      | 60.93 |
| 2x25P    | 60.96      | 63.47 |
| 2x26P    | 63.50      | 66.01 |
| 2x27P    | 66.04      | 68.55 |
| 2x28P    | 68.58      | 71.09 |
| 2x29P    | 71.12      | 73.63 |
| 2x30P    | 73.66      | 76.17 |
| 2x31P    | 76.20      | 78.71 |
| 2x32P    | 78.74      | 81.25 |

Unit: mm

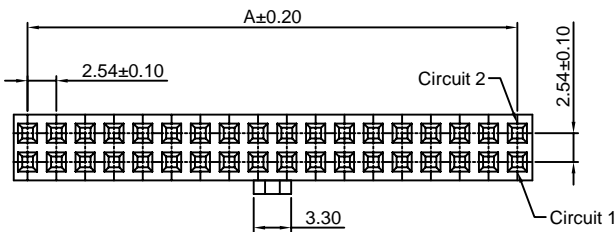
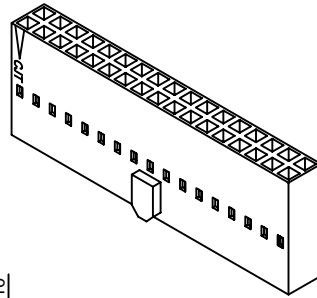


### A2547HG-2xXP

2.54mm Pitch Dual Row Housing

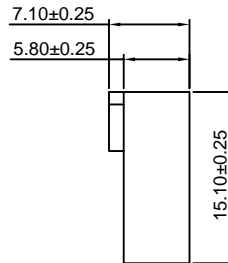
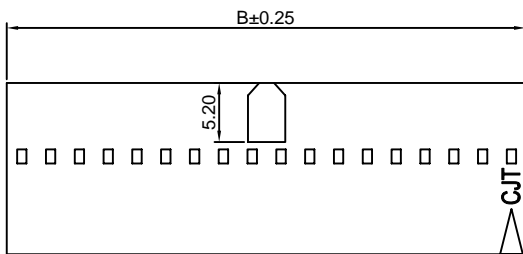
**Reference Informations:**

- \*Material:PBT,UL94V-0
- \*Suitable CJT A2547-T(-L) A2547-T-C(-L) A2547-T-D series Terminal
- \*Mates with CJT A2547WV,WR-2xXP series Wafer
- \*Color:Black



**Ordering Information:**

- A2547HG-2xXP - \*\*\*
- |   |   |
|---|---|
| 1 | 2 |
|---|---|
- Part No.
  - Material:  
(Blank):PBT,UL94V-0  
GWT :PBT,UL94V-0 GWT 750 °C



**Ordering Information & Dimensions:**

| PART NO. | Dimensions |       |
|----------|------------|-------|
|          | A          | B     |
| 2x3P     | 5.08       | 7.59  |
| 2x4P     | 7.62       | 10.13 |
| 2x5P     | 10.16      | 12.67 |
| 2x6P     | 12.70      | 15.21 |
| 2x7P     | 15.24      | 17.75 |
| 2x8P     | 17.78      | 20.29 |
| 2x9P     | 20.32      | 22.83 |
| 2x10P    | 22.86      | 25.37 |
| 2x11P    | 25.40      | 27.91 |
| 2x12P    | 27.94      | 30.45 |
| 2x13P    | 30.48      | 32.99 |
| 2x14P    | 33.02      | 35.53 |
| 2x15P    | 35.56      | 38.07 |
| 2x16P    | 38.10      | 40.61 |
| 2x17P    | 40.64      | 43.15 |
| 2x18P    | 43.18      | 45.69 |
| 2x19P    | 45.72      | 48.23 |
| 2x20P    | 48.26      | 50.77 |
| 2x21P    | 50.80      | 53.31 |
| 2x22P    | 53.34      | 55.85 |
| 2x23P    | 55.88      | 58.39 |
| 2x24P    | 58.42      | 60.93 |
| 2x25P    | 60.96      | 63.47 |
| 2x26P    | 63.50      | 66.01 |
| 2x27P    | 66.04      | 68.55 |
| 2x28P    | 68.58      | 71.09 |
| 2x29P    | 71.12      | 73.63 |
| 2x30P    | 73.66      | 76.17 |
| 2x31P    | 76.20      | 78.71 |
| 2x32P    | 78.74      | 81.25 |

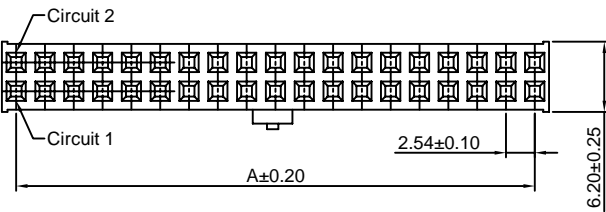
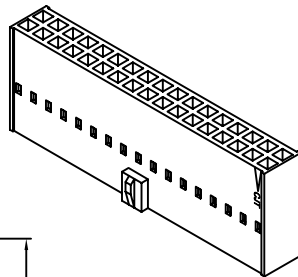
Unit: mm

### A2547HJ-2xXP

2.54mm Pitch Dual Row Housing

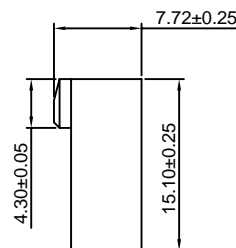
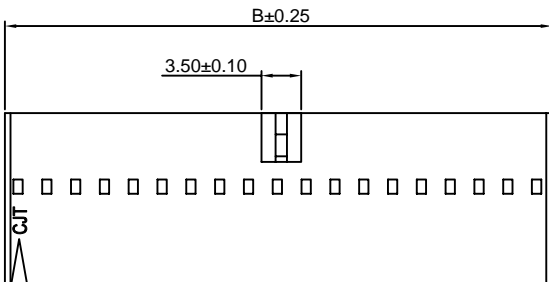
**Reference Informations:**

- \*Material:PBT,UL94V-0
- \*Suitable CJT A2547-T(-L) A2547-T-C(-L) A2547-T-D series Terminal
- \*Mates with CJT A2547WVB,WRB-2xXP(-A) A2547WVB-S-2xXP(-A) series Dual row Wafer
- \*Color:Black



**Ordering Information:**

- A2547HJ-2xXP - \*\*\*
- |   |   |
|---|---|
| 1 | 2 |
|---|---|
- Part No.
  - Material:  
(Blank):PBT,UL94V-0  
GWT:PBT,UL94V-0 GWT 750 °C



**Ordering Information & Dimensions:**

| PART NO. | Dimensions |       |
|----------|------------|-------|
|          | A          | B     |
| 2x3P     | 5.08       | 7.59  |
| 2x4P     | 7.62       | 10.13 |
| 2x5P     | 10.16      | 12.67 |
| 2x6P     | 12.70      | 15.21 |
| 2x7P     | 15.24      | 17.75 |
| 2x8P     | 17.78      | 20.29 |
| 2x9P     | 20.32      | 22.83 |
| 2x10P    | 22.86      | 25.37 |
| 2x11P    | 25.40      | 27.91 |
| 2x12P    | 27.94      | 30.45 |
| 2x13P    | 30.48      | 32.99 |
| 2x14P    | 33.02      | 35.53 |
| 2x15P    | 35.56      | 38.07 |
| 2x16P    | 38.10      | 40.61 |
| 2x17P    | 40.64      | 43.15 |
| 2x18P    | 43.18      | 45.69 |
| 2x19P    | 45.72      | 48.23 |
| 2x20P    | 48.26      | 50.77 |
| 2x21P    | 50.80      | 53.31 |
| 2x22P    | 53.34      | 55.85 |
| 2x23P    | 55.88      | 58.39 |
| 2x24P    | 58.42      | 60.93 |
| 2x25P    | 60.96      | 63.47 |
| 2x26P    | 63.50      | 66.01 |
| 2x27P    | 66.04      | 68.55 |
| 2x28P    | 68.58      | 71.09 |
| 2x29P    | 71.12      | 73.63 |
| 2x30P    | 73.66      | 76.17 |
| 2x31P    | 76.20      | 78.71 |
| 2x32P    | 78.74      | 81.25 |

Unit: mm

### A2547HJ-XP

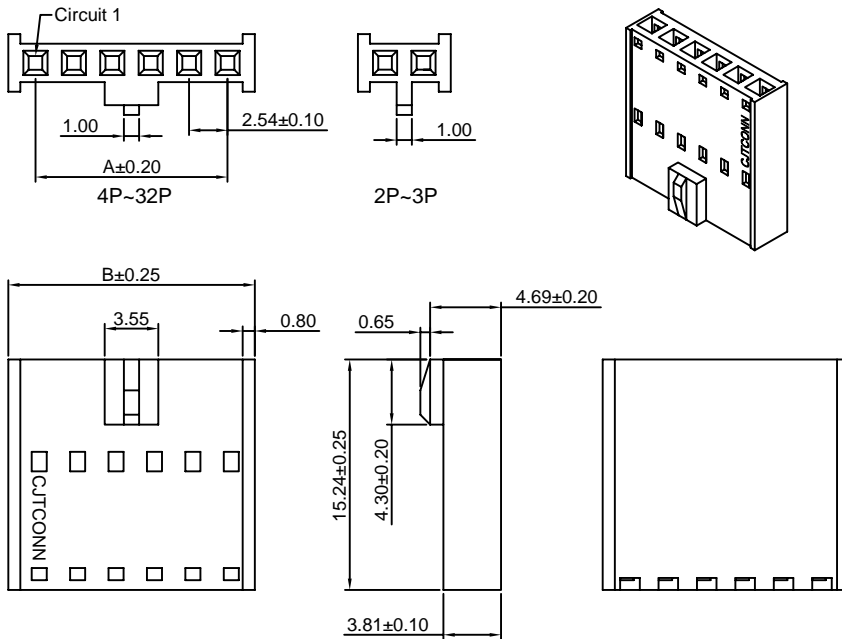
2.54mm Pitch Single Row Housing

**Reference Informations:**

- \*Material:PBT,UL94V-0
- \*Suitable CJT A2547-T(-L) A2547-T-C(-L) A2547-T-D series Terminal
- \*Mates with CJT A2547WVB,WRB-XP series Single Row Wafer
- \*Color:Black

**Ordering Information:**

- A2547HJ-XP - \*\*\*  
 $\frac{1}{2}$   
 1.Part No.  
 2.Material:  
 (Blank):PBT,UL94V-0  
 GWT:PBT,UL94V-0,GWT 750 °C



**Ordering Information & Dimensions:**

| PART NO. | Dimensions |       |
|----------|------------|-------|
|          | A          | B     |
| 2P       | 2.54       | 6.14  |
| 3P       | 5.08       | 8.68  |
| 4P       | 7.62       | 11.22 |
| 5P       | 10.16      | 13.76 |
| 6P       | 12.70      | 16.30 |
| 7P       | 15.24      | 18.84 |
| 8P       | 17.78      | 21.38 |
| 9P       | 20.32      | 23.92 |
| 10P      | 22.86      | 26.46 |
| 11P      | 25.40      | 29.00 |
| 12P      | 27.94      | 31.54 |
| 13P      | 30.48      | 34.08 |
| 14P      | 33.02      | 36.62 |
| 15P      | 35.56      | 39.16 |
| 16P      | 38.10      | 41.70 |
| 17P      | 40.64      | 44.24 |
| 18P      | 43.18      | 46.78 |
| 19P      | 45.72      | 49.32 |
| 20P      | 48.26      | 51.86 |
| 21P      | 50.80      | 54.40 |
| 22P      | 53.34      | 56.94 |
| 23P      | 55.88      | 59.48 |
| 24P      | 58.42      | 62.02 |
| 25P      | 60.96      | 64.56 |
| 26P      | 63.50      | 67.10 |
| 27P      | 66.04      | 69.64 |
| 28P      | 68.58      | 72.18 |
| 29P      | 71.12      | 74.72 |
| 30P      | 73.66      | 77.26 |
| 31P      | 76.20      | 79.80 |
| 32P      | 78.74      | 82.34 |

Unit: mm

### A2547HK-2xXP

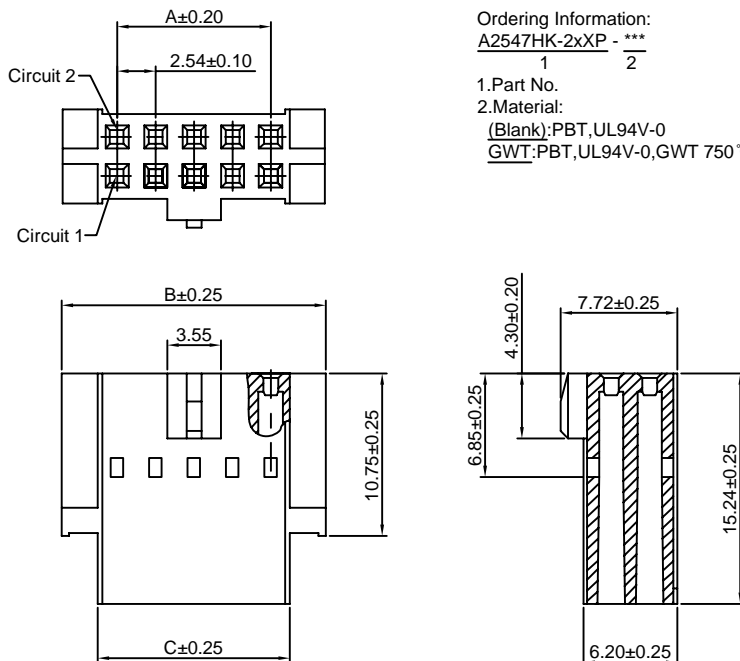
2.54mm Pitch Dual Row Housing

**Reference Informations:**

- \*Material: PBT,UL94V-0
- \*Suitable CJT A2547-T(-L) A2547-T-C(-L) A2547-T-D series Terminal
- \*Mates with CJT A2547WV,WR-2xXP-L series Dual row Wafer
- \*Color:Black

**Ordering Information:**

- A2547HK-2xXP - \*\*\*  
 $\frac{1}{2}$   
 1.Part No.  
 2.Material:  
 (Blank):PBT,UL94V-0  
 GWT:PBT,UL94V-0,GWT 750 °C



**Ordering Information & Dimensions:**

| PART NO. | Dimensions |       |       |
|----------|------------|-------|-------|
|          | A          | B     | C     |
| 2x4P     | 7.62       | 14.93 | 10.16 |
| 2x5P     | 10.16      | 17.47 | 12.70 |
| 2x6P     | 12.70      | 20.01 | 15.24 |
| 2x7P     | 15.24      | 22.55 | 17.78 |
| 2x8P     | 17.78      | 25.09 | 20.32 |
| 2x9P     | 20.32      | 27.63 | 22.86 |
| 2x10P    | 22.86      | 30.17 | 25.40 |
| 2x11P    | 25.40      | 32.71 | 27.94 |
| 2x12P    | 27.94      | 35.25 | 30.48 |
| 2x13P    | 30.48      | 37.79 | 33.02 |
| 2x14P    | 33.02      | 40.33 | 35.56 |
| 2x15P    | 35.56      | 42.87 | 38.10 |
| 2x16P    | 38.10      | 45.41 | 40.64 |
| 2x17P    | 40.64      | 47.95 | 43.18 |
| 2x18P    | 43.18      | 50.49 | 45.72 |
| 2x19P    | 45.72      | 53.03 | 48.26 |
| 2x20P    | 48.26      | 55.57 | 50.80 |
| 2x21P    | 50.80      | 58.11 | 53.34 |
| 2x22P    | 53.34      | 60.65 | 55.88 |
| 2x23P    | 55.88      | 63.19 | 58.42 |
| 2x24P    | 58.42      | 65.73 | 60.96 |
| 2x25P    | 60.96      | 68.27 | 63.50 |
| 2x26P    | 63.50      | 70.81 | 66.04 |
| 2x27P    | 66.04      | 73.35 | 68.58 |
| 2x28P    | 68.58      | 75.89 | 71.12 |
| 2x29P    | 71.12      | 78.43 | 73.66 |
| 2x30P    | 73.66      | 80.97 | 76.20 |
| 2x31P    | 76.20      | 83.51 | 78.74 |
| 2x32P    | 78.74      | 86.05 | 81.28 |

Unit: mm



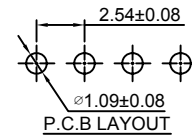


### A2547WV-XP

2.54mm Pitch 180° Wafer

#### Reference Informations:

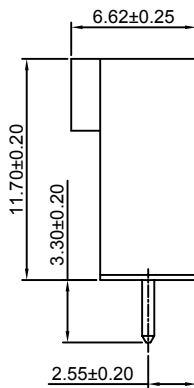
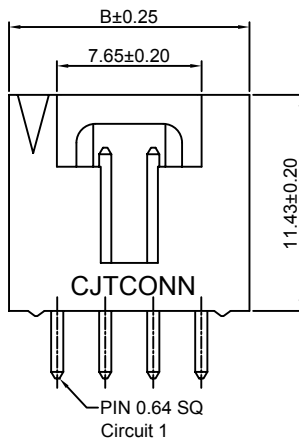
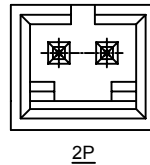
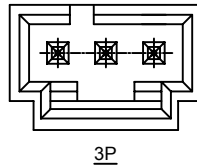
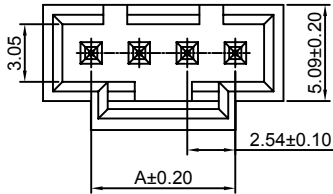
- \*Material: Pin: Brass/Gold over Nickel  
Insulator: PBT, UL94V-0
- \*Mates with CJT A2547H-XP(-2,-3), A2547HA, HB-XP, A2550H-XP-(A,A1,A2,A3H,B,H,G,M,M1,M2), A2541H-XP series Housing
- \*Color: Black



#### Ordering Information & Dimensions:

| PART NO. | Dimensions |       |
|----------|------------|-------|
|          | A          | B     |
| 2P       | 2.54       | 7.62  |
| 3P       | 5.08       | 10.16 |
| 4P       | 7.62       | 12.70 |
| 5P       | 10.16      | 15.24 |
| 6P       | 12.70      | 17.78 |
| 7P       | 15.24      | 20.32 |
| 8P       | 17.78      | 22.86 |
| 9P       | 20.32      | 25.40 |
| 10P      | 22.86      | 27.94 |
| 11P      | 25.40      | 30.48 |
| 12P      | 27.94      | 33.02 |
| 13P      | 30.48      | 35.56 |
| 14P      | 33.02      | 38.10 |
| 15P      | 35.56      | 40.64 |
| 16P      | 38.10      | 43.18 |
| 17P      | 40.64      | 45.72 |
| 18P      | 43.18      | 48.26 |
| 19P      | 45.72      | 50.80 |
| 20P      | 48.26      | 53.34 |
| 21P      | 50.80      | 55.88 |
| 22P      | 53.34      | 58.42 |
| 23P      | 55.88      | 60.96 |
| 24P      | 58.42      | 63.50 |
| 25P      | 60.96      | 66.04 |

Unit: mm



Ordering Information:  
A2547WV-XP - \*\*\* - \*\*\*  
1 2 3

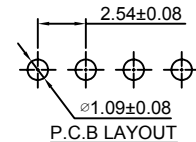
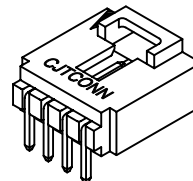
- Part No.
- Material:  
(Blank): PBT, UL94V-0  
6T: Nylon 6T, UL94V-0  
GWT: PBT, UL94V-0, GWT 750°C
- Finish:  
(blank): Gold-flash  
G15: 15µin (0.38µm) MIN. Select Gold (Mating Area)  
100µin (2.54µm) MIN. Select Tin  
G30: 30µin (0.76µm) MIN. Select Gold (Mating Area)  
100µin (2.54µm) MIN. Select Tin  
T: Tin over Nickel

### A2547WR-XP

2.54mm Pitch 90° Wafer

#### Reference Informations:

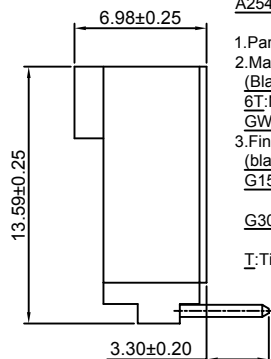
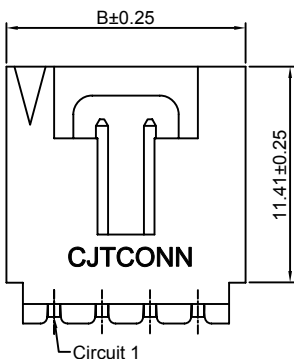
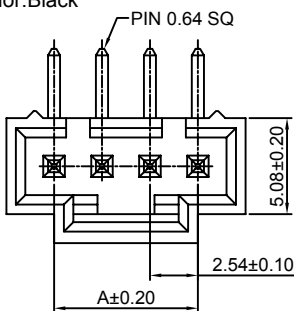
- \*Material: Pin: Brass/Gold over Nickel  
Insulator: PBT, UL94V-0
- \*Mates with CJT A2547H-XP(-2,-3), A2547HA, HB-XP, A2550H-XP-(A,A1,A2,A3H,B,H,G,M,M1,M2), A2541H-XP series Housing
- \*Color: Black



#### Ordering Information & Dimensions:

| PART NO. | Dimensions |       |
|----------|------------|-------|
|          | A          | B     |
| 2P       | 2.54       | 7.62  |
| 3P       | 5.08       | 10.16 |
| 4P       | 7.62       | 12.70 |
| 5P       | 10.16      | 15.24 |
| 6P       | 12.70      | 17.78 |
| 7P       | 15.24      | 20.32 |
| 8P       | 17.78      | 22.86 |
| 9P       | 20.32      | 25.40 |
| 10P      | 22.86      | 27.94 |
| 11P      | 25.40      | 30.48 |
| 12P      | 27.94      | 33.02 |
| 13P      | 30.48      | 35.56 |
| 14P      | 33.02      | 38.10 |
| 15P      | 35.56      | 40.64 |
| 16P      | 38.10      | 43.18 |
| 17P      | 40.64      | 45.72 |
| 18P      | 43.18      | 48.26 |
| 19P      | 45.72      | 50.80 |
| 20P      | 48.26      | 53.34 |
| 21P      | 50.80      | 55.88 |
| 22P      | 53.34      | 58.42 |
| 23P      | 55.88      | 60.96 |
| 24P      | 58.42      | 63.50 |
| 25P      | 60.96      | 66.04 |

Unit: mm



Ordering Information:  
A2547WR-XP - \*\*\* - \*\*\*  
1 2 3

- Part No.
- Material:  
(Blank): PBT, UL94V-0  
6T: Nylon 6T, UL94V-0  
GWT: PBT, UL94V-0, GWT 750°C
- Finish:  
(blank): Gold-flash  
G15: 15µin (0.38µm) MIN. Select Gold (Mating Area)  
100µin (2.54µm) MIN. Select Tin  
G30: 30µin (0.76µm) MIN. Select Gold (Mating Area)  
100µin (2.54µm) MIN. Select Tin  
T: Tin over Nickel

### A2547WR-XP-2

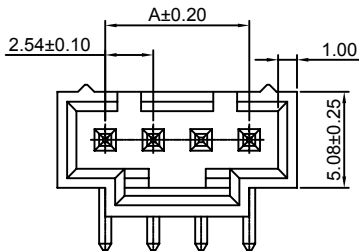
2.54mm Pitch 90° Wafer

#### Reference Informations:

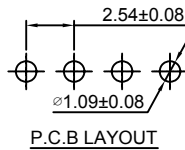
- \*Material: Pin: Brass/Gold over Nickel  
Insulator: PBT, UL94V-0
- \*Mates with CJT A2547H-XP(-2,-3), A2547HA, HB-XP, A2550H-XP-(A,A1,A2,A3H,B,H,G,M,M1,M2), A2541H-XP series Housing
- \*Color: Black

Ordering Information:  
A2547WR-XP-2 - \*\*\* - \*\*\*  
1 2 3

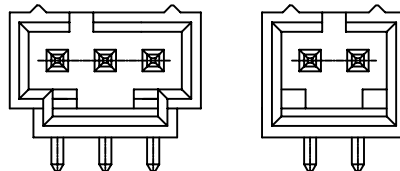
- Part No.
- Material:  
(Blank): PBT, UL94V-0  
6T: Nylon 6T, UL94V-0  
GWT: PBT, UL94V-0, GWT 750°C
- Finish:  
(blank): Gold-flash  
G15: 15µm (0.38µm) MIN. Select Gold (Mating Area)  
100µm (2.54µm) MIN. Select Tin  
G30: 30µm (0.76µm) MIN. Select Gold (Mating Area)  
100µm (2.54µm) MIN. Select Tin  
T: Tin over Nickel



4P-25P

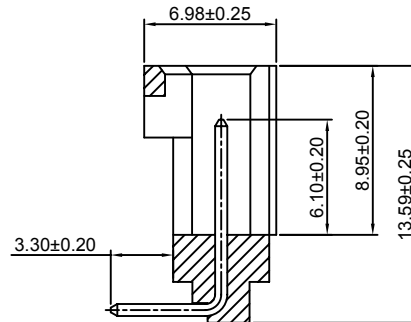
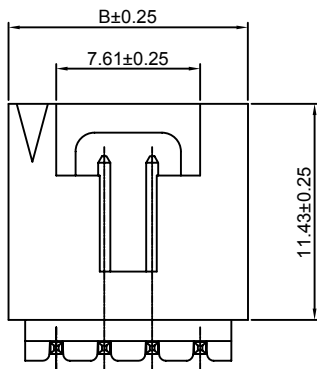


P.C.B LAYOUT



3P

2P



#### Ordering Information & Dimensions:

| PART NO. | Dimensions |       |
|----------|------------|-------|
|          | A          | B     |
| 2P       | 2.54       | 7.62  |
| 3P       | 5.08       | 10.16 |
| 4P       | 7.62       | 12.70 |
| 5P       | 10.16      | 15.24 |
| 6P       | 12.70      | 17.78 |
| 7P       | 15.24      | 20.32 |
| 8P       | 17.78      | 22.86 |
| 9P       | 20.32      | 25.40 |
| 10P      | 22.86      | 27.94 |
| 11P      | 25.40      | 30.48 |
| 12P      | 27.94      | 33.02 |
| 13P      | 30.48      | 35.56 |
| 14P      | 33.02      | 38.10 |
| 15P      | 35.56      | 40.64 |

Unit: mm

### A2547WV-S-XP

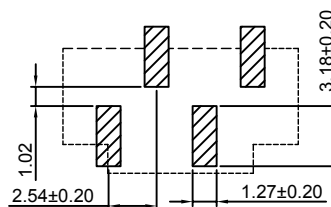
2.54mm Pitch 180° Wafer - SMT TYPE

#### Reference Informations:

- \*Material: Pin: Brass/Gold over Nickel  
Insulator: LCP, UL94V-0
- \*Mates with CJT A2547H-XP(-2,-3), A2547HA, HB-XP, A2550H-XP-(A,A1,A2,A3H,B,H,G,M,M1,M2), A2541H-XP series Housing
- \*Color: Black

Ordering Information:  
A2547WV-S-XP - \*\*\* - \*\*\*  
1 2 3

- Part No.
- Material:  
(Blank): LCP, UL94V-0  
6T: Nylon 6T, UL94V-0  
GWT: LCP, UL94V-0, GWT 750°C
- Finish:  
(blank): Gold-flash  
G15: 15µm (0.38µm) MIN. Select Gold (Mating Area)  
100µm (2.54µm) MIN. Select Tin  
G30: 30µm (0.76µm) MIN. Select Gold (Mating Area)  
100µm (2.54µm) MIN. Select Tin  
T: Tin over Nickel

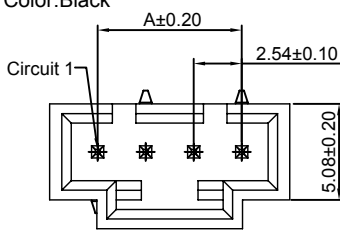


P.C.B LAYOUT

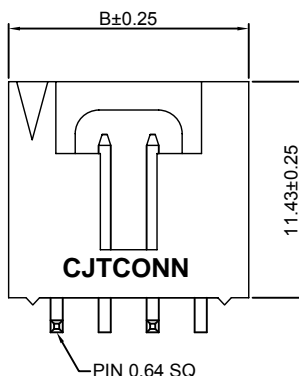
#### Ordering Information & Dimensions:

| PART NO. | Dimensions |       |
|----------|------------|-------|
|          | A          | B     |
| 3P       | 5.08       | 10.16 |
| 4P       | 7.62       | 12.70 |
| 5P       | 10.16      | 15.24 |
| 6P       | 12.70      | 17.78 |
| 7P       | 15.24      | 20.32 |
| 8P       | 17.78      | 22.86 |
| 9P       | 20.32      | 25.40 |
| 10P      | 22.86      | 27.94 |
| 11P      | 25.40      | 30.48 |
| 12P      | 27.94      | 33.02 |
| 13P      | 30.48      | 35.56 |
| 14P      | 33.02      | 38.10 |
| 15P      | 35.56      | 40.64 |
| 16P      | 38.10      | 43.18 |
| 17P      | 40.64      | 45.72 |
| 18P      | 43.18      | 48.26 |
| 19P      | 45.72      | 50.80 |
| 20P      | 48.26      | 53.34 |
| 21P      | 50.80      | 55.88 |
| 22P      | 53.34      | 58.42 |
| 23P      | 55.88      | 60.96 |
| 24P      | 58.42      | 63.50 |
| 25P      | 60.96      | 66.04 |

Unit: mm

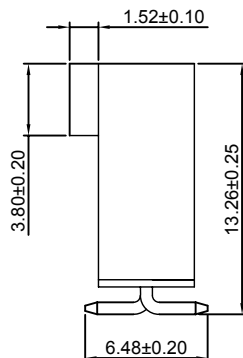


4P~25P



CJTCONN

PIN 0.64 SQ



3P



### A2547WR-F-XP

2.54mm Pitch 90° Wafer With Peg

#### Reference Informations:

- \*Material: Pin: Brass/Gold over Nickel  
Insulator: PBT, UL94V-0
- \*Mates with CJT A2547H-XP(-2,-3), A2547HA, HB-XP, A2550H-XP-(A,A1,A2,A3H,B,H,G,M,M1,M2), A2541H-XP series Housing
- \*Color: Black

#### Ordering Information:

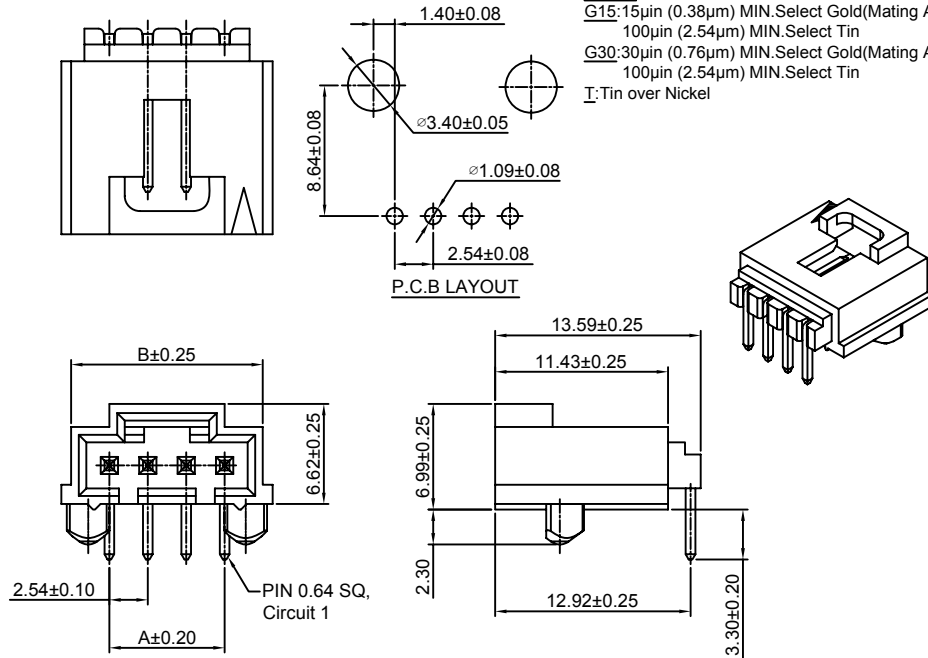
A2547WR-F-XP - \*\*\* - \*\*\*  
1 2 3

- Part No.
- Material:  
(Blank): PBT, UL94V-0  
6T: Nylon 6T, UL94V-0  
GWT: PBT, UL94V-0, GWT 750°C
- Finish:  
(blank): Gold-flash  
G15: 15µin (0.38µm) MIN. Select Gold (Mating Area)  
100µin (2.54µm) MIN. Select Tin  
G30: 30µin (0.76µm) MIN. Select Gold (Mating Area)  
100µin (2.54µm) MIN. Select Tin  
T: Tin over Nickel

#### Ordering Information & Dimensions:

| PART NO. | Dimensions |       |
|----------|------------|-------|
|          | A          | B     |
| 2P       | 2.54       | 7.62  |
| 3P       | 5.08       | 10.16 |
| 4P       | 7.62       | 12.70 |
| 5P       | 10.16      | 15.24 |
| 6P       | 12.70      | 17.78 |
| 7P       | 15.24      | 20.32 |
| 8P       | 17.78      | 22.86 |
| 9P       | 20.32      | 25.40 |
| 10P      | 22.86      | 27.94 |
| 11P      | 25.40      | 30.48 |
| 12P      | 27.94      | 33.02 |
| 13P      | 30.48      | 35.56 |
| 14P      | 33.02      | 38.10 |
| 15P      | 35.56      | 40.64 |
| 16P      | 38.10      | 43.18 |
| 17P      | 40.64      | 45.72 |
| 18P      | 43.18      | 48.26 |
| 19P      | 45.72      | 50.80 |
| 20P      | 48.26      | 53.34 |
| 21P      | 50.80      | 55.88 |
| 22P      | 53.34      | 58.42 |
| 23P      | 55.88      | 60.96 |
| 24P      | 58.42      | 63.50 |
| 25P      | 60.96      | 66.04 |

Unit: mm



### A2547WR-S-F-XP

2.54mm Pitch 90° Wafer-SMT TYPE

#### Reference Informations:

- \*Material: Pin: Brass/Gold over Nickel  
Insulator: Nylon 6T, UL94V-0
- \*Mates with CJT A2547H-XP(-2,-3), A2547HA, HB-XP, A2550H-XP-(A,A1,A2,A3H,B,H,G,M,M1,M2), A2541H-XP series Housing
- \*Color: Black

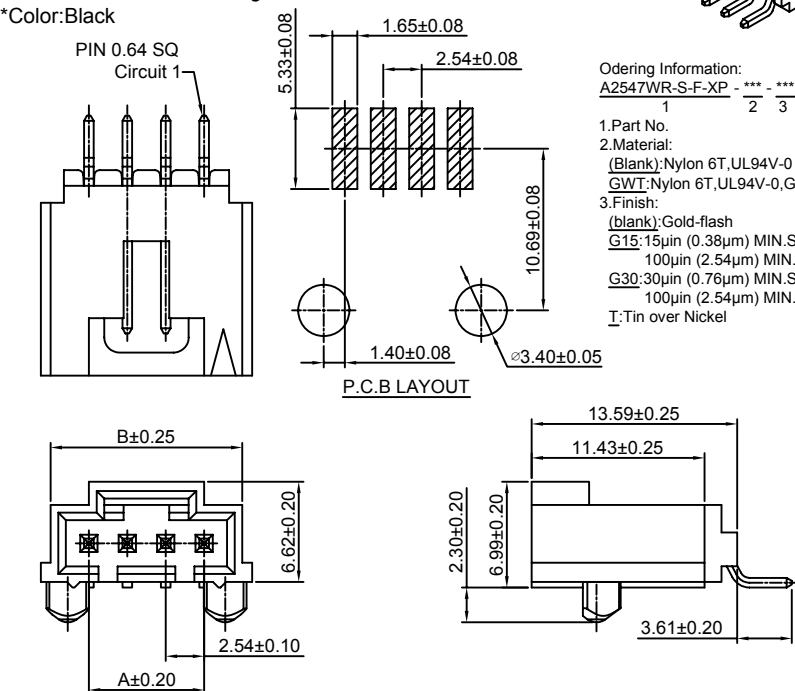
Ordering Information:  
A2547WR-S-F-XP - \*\*\* - \*\*\*  
1 2 3

- Part No.
- Material:  
(Blank): Nylon 6T, UL94V-0  
GWT: Nylon 6T, UL94V-0, GWT 750°C
- Finish:  
(blank): Gold-flash  
G15: 15µin (0.38µm) MIN. Select Gold (Mating Area)  
100µin (2.54µm) MIN. Select Tin  
G30: 30µin (0.76µm) MIN. Select Gold (Mating Area)  
100µin (2.54µm) MIN. Select Tin  
T: Tin over Nickel

#### Ordering Information & Dimensions:

| PART NO. | Dimensions |       |
|----------|------------|-------|
|          | A          | B     |
| 2P       | 2.54       | 7.62  |
| 3P       | 5.08       | 10.16 |
| 4P       | 7.62       | 12.70 |
| 5P       | 10.16      | 15.24 |
| 6P       | 12.70      | 17.78 |
| 7P       | 15.24      | 20.32 |
| 8P       | 17.78      | 22.86 |
| 9P       | 20.32      | 25.40 |
| 10P      | 22.86      | 27.94 |
| 11P      | 25.40      | 30.48 |
| 12P      | 27.94      | 33.02 |
| 13P      | 30.48      | 35.56 |
| 14P      | 33.02      | 38.10 |
| 15P      | 35.56      | 40.64 |
| 16P      | 38.10      | 43.18 |
| 17P      | 40.64      | 45.72 |
| 18P      | 43.18      | 48.26 |
| 19P      | 45.72      | 50.80 |
| 20P      | 48.26      | 53.34 |
| 21P      | 50.80      | 55.88 |
| 22P      | 53.34      | 58.42 |
| 23P      | 55.88      | 60.96 |
| 24P      | 58.42      | 63.50 |
| 25P      | 60.96      | 66.04 |

Unit: mm



### A2547WVA-XP

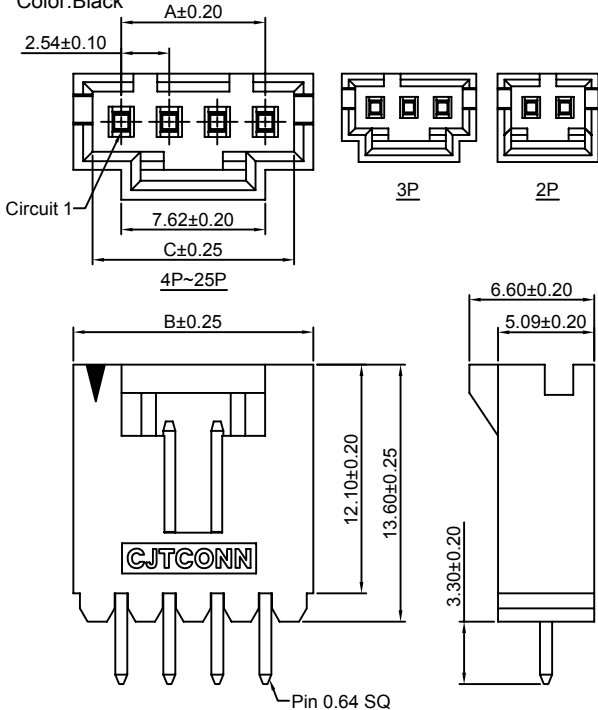
2.54mm Pitch 180° Wafer

**Reference Informations:**

\*Material:Pin:Brass/Tin over Nickel  
Insulator:PBT,UL94V-0

\*Mates with CJT A2547H-XP(-2,-3),A2547HA,HB-XP, A2550H-XP-(A,A1,A2,A3H,B,H,G,M,M1,M2), A2541H-XP series Housing

\*Color:Black



**Ordering Information:**

A2547WVA-XP - \*\*\* - \*\*\*  
1 2 3

1.Part No.

2.Material:

(Blank):PBT,UL94V-0

6T:Nylon 6T,UL94V-0

GWT:PBT,UL94V-0,GWT 750 °C

3.Finish:

(Blank):Tin over Nickel

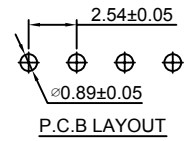
G:Gold-flash

G15:15µin (0.38µm) MIN.Select Gold(Mating Area)

100µin (2.54µm) MIN.Select Tin

G30:30µin (0.76µm) MIN.Select Gold(Mating Area)

100µin (2.54µm) MIN.Select Tin



**Ordering Information & Dimensions:**

| PART NO. | Dimensions |       |       |
|----------|------------|-------|-------|
|          | A          | B     | C     |
| 2P       | 2.54       | 7.62  | 5.59  |
| 3P       | 5.08       | 10.16 | 8.13  |
| 4P       | 7.62       | 12.70 | 10.67 |
| 5P       | 10.16      | 15.24 | 13.21 |
| 6P       | 12.70      | 17.78 | 15.75 |
| 7P       | 15.24      | 20.32 | 18.29 |
| 8P       | 17.78      | 22.86 | 20.83 |
| 9P       | 20.32      | 25.40 | 23.37 |
| 10P      | 22.86      | 27.94 | 25.91 |
| 11P      | 25.40      | 30.48 | 28.45 |
| 12P      | 27.94      | 33.02 | 30.99 |
| 13P      | 30.48      | 35.56 | 33.53 |
| 14P      | 33.02      | 38.10 | 36.07 |
| 15P      | 35.56      | 40.64 | 38.61 |
| 16P      | 38.10      | 43.18 | 41.15 |
| 17P      | 40.64      | 45.72 | 43.69 |
| 18P      | 43.18      | 48.26 | 46.23 |
| 19P      | 45.72      | 50.80 | 48.77 |
| 20P      | 48.26      | 53.34 | 51.31 |
| 21P      | 50.80      | 55.88 | 53.85 |
| 22P      | 53.34      | 58.42 | 56.39 |
| 23P      | 55.88      | 60.96 | 58.93 |
| 24P      | 58.42      | 63.50 | 61.47 |
| 25P      | 60.96      | 66.04 | 64.01 |

Unit: mm

### A2547WRA-XP

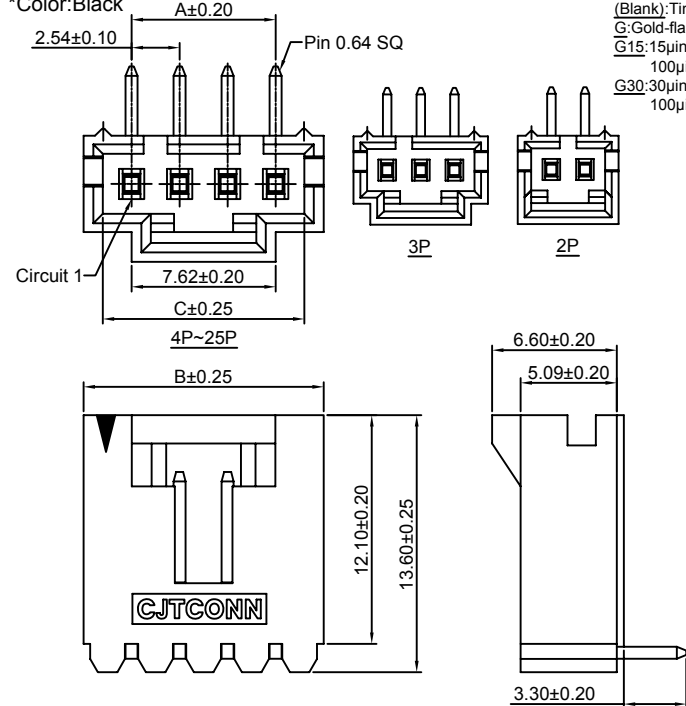
2.54mm Pitch 90° Wafer

**Reference Informations:**

\*Material:Pin:Brass/Tin over Nickel  
Insulator:PBT,UL94V-0

\*Mates with CJT A2547H-XP(-2,-3),A2547HA,HB-XP, A2550H-XP-(A,A1,A2,A3H,B,H,G,M,M1,M2), A2541H-XP series Housing

\*Color:Black



**Ordering Information:**

A2547WRA-XP - \*\*\* - \*\*\*  
1 2 3

1.Part No.

2.Material:

(Blank):PBT,UL94V-0

6T:Nylon 6T,UL94V-0

GWT:PBT,UL94V-0,GWT 750 °C

3.Finish:

(Blank):Tin over Nickel

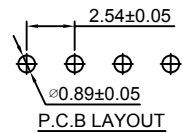
G:Gold-flash

G15:15µin (0.38µm) MIN.Select Gold(Mating Area)

100µin (2.54µm) MIN.Select Tin

G30:30µin (0.76µm) MIN.Select Gold(Mating Area)

100µin (2.54µm) MIN.Select Tin



**Ordering Information & Dimensions:**

| PART NO. | Dimensions |       |       |
|----------|------------|-------|-------|
|          | A          | B     | C     |
| 2P       | 2.54       | 7.62  | 5.59  |
| 3P       | 5.08       | 10.16 | 8.13  |
| 4P       | 7.62       | 12.70 | 10.67 |
| 5P       | 10.16      | 15.24 | 13.21 |
| 6P       | 12.70      | 17.78 | 15.75 |
| 7P       | 15.24      | 20.32 | 18.29 |
| 8P       | 17.78      | 22.86 | 20.83 |
| 9P       | 20.32      | 25.40 | 23.37 |
| 10P      | 22.86      | 27.94 | 25.91 |
| 11P      | 25.40      | 30.48 | 28.45 |
| 12P      | 27.94      | 33.02 | 30.99 |
| 13P      | 30.48      | 35.56 | 33.53 |
| 14P      | 33.02      | 38.10 | 36.07 |
| 15P      | 35.56      | 40.64 | 38.61 |
| 16P      | 38.10      | 43.18 | 41.15 |
| 17P      | 40.64      | 45.72 | 43.69 |
| 18P      | 43.18      | 48.26 | 46.23 |
| 19P      | 45.72      | 50.80 | 48.77 |
| 20P      | 48.26      | 53.34 | 51.31 |
| 21P      | 50.80      | 55.88 | 53.85 |
| 22P      | 53.34      | 58.42 | 56.39 |
| 23P      | 55.88      | 60.96 | 58.93 |
| 24P      | 58.42      | 63.50 | 61.47 |
| 25P      | 60.96      | 66.04 | 64.01 |

Unit: mm

### A2547WVA-F1-XP

2.54mm Pitch 180° Wafer

**Reference Informations:**

- \*Material: Pin: Brass/Tin over Nickel  
Insulator: PBT, UL94V-0
- \*Mates with CJT A2547H-XP(-2,-3), A2547HA, HB-XP, A2550H-XP-(A,A1,A2,A3H,B,H,G,M,M1,M2), A2541H-XP series Housing
- \*Color: Black

Ordering Information:  
A2547WVA-F1-XP - \*\*\* - \*\*\*  
1 2 3

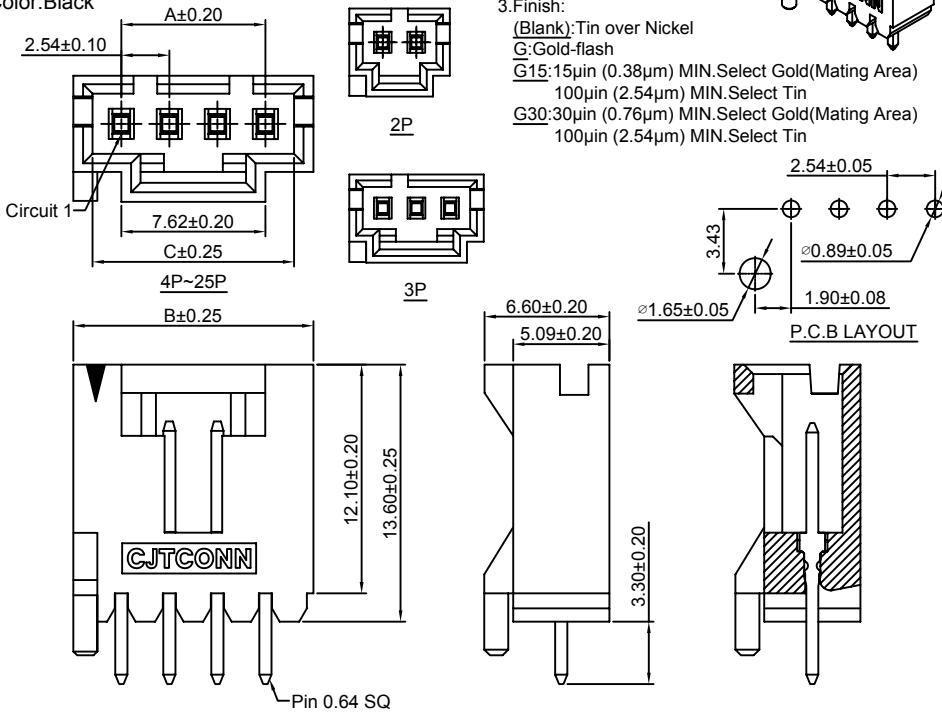
1. Part No.
2. Material:  
(Blank): PBT, UL94V-0  
6T: Nylon 6T, UL94V-0  
GWT: PBT, UL94V-0, GWT 750°C
3. Finish:  
(Blank): Tin over Nickel  
G: Gold-flash  
G15: 15µin (0.38µm) MIN. Select Gold (Mating Area)  
100µin (2.54µm) MIN. Select Tin  
G30: 30µin (0.76µm) MIN. Select Gold (Mating Area)  
100µin (2.54µm) MIN. Select Tin



**Ordering Information & Dimensions:**

| PART NO. | Dimensions |       |       |
|----------|------------|-------|-------|
|          | A          | B     | C     |
| 2P       | 2.54       | 7.62  | 5.59  |
| 3P       | 5.08       | 10.16 | 8.13  |
| 4P       | 7.62       | 12.70 | 10.67 |
| 5P       | 10.16      | 15.24 | 13.21 |
| 6P       | 12.70      | 17.78 | 15.75 |
| 7P       | 15.24      | 20.32 | 18.29 |
| 8P       | 17.78      | 22.86 | 20.83 |
| 9P       | 20.32      | 25.40 | 23.37 |
| 10P      | 22.86      | 27.94 | 25.91 |
| 11P      | 25.40      | 30.48 | 28.45 |
| 12P      | 27.94      | 33.02 | 30.99 |
| 13P      | 30.48      | 35.56 | 33.53 |
| 14P      | 33.02      | 38.10 | 36.07 |
| 15P      | 35.56      | 40.64 | 38.61 |
| 16P      | 38.10      | 43.18 | 41.15 |
| 17P      | 40.64      | 45.72 | 43.69 |
| 18P      | 43.18      | 48.26 | 46.23 |
| 19P      | 45.72      | 50.80 | 48.77 |
| 20P      | 48.26      | 53.34 | 51.31 |
| 21P      | 50.80      | 55.88 | 53.85 |
| 22P      | 53.34      | 58.42 | 56.39 |
| 23P      | 55.88      | 60.96 | 58.93 |
| 24P      | 58.42      | 63.50 | 61.47 |
| 25P      | 60.96      | 66.04 | 64.01 |

Unit: mm



### A2547WRA-F1-XP

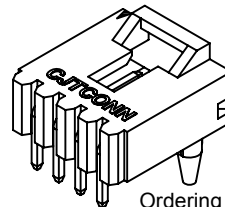
2.54mm Pitch 90° Wafer

**Reference Informations:**

- \*Material: Pin: Brass/Tin over Nickel  
Insulator: PBT, UL94V-0
- \*Mates with CJT A2547H-XP(-2,-3), A2547HA, HB-XP, A2550H-XP-(A,A1,A2,A3H,B,H,G,M,M1,M2), A2541H-XP series Housing
- \*Color: Black

Ordering Information:  
A2547WRA-F1-XP - \*\*\* - \*\*\*  
1 2 3

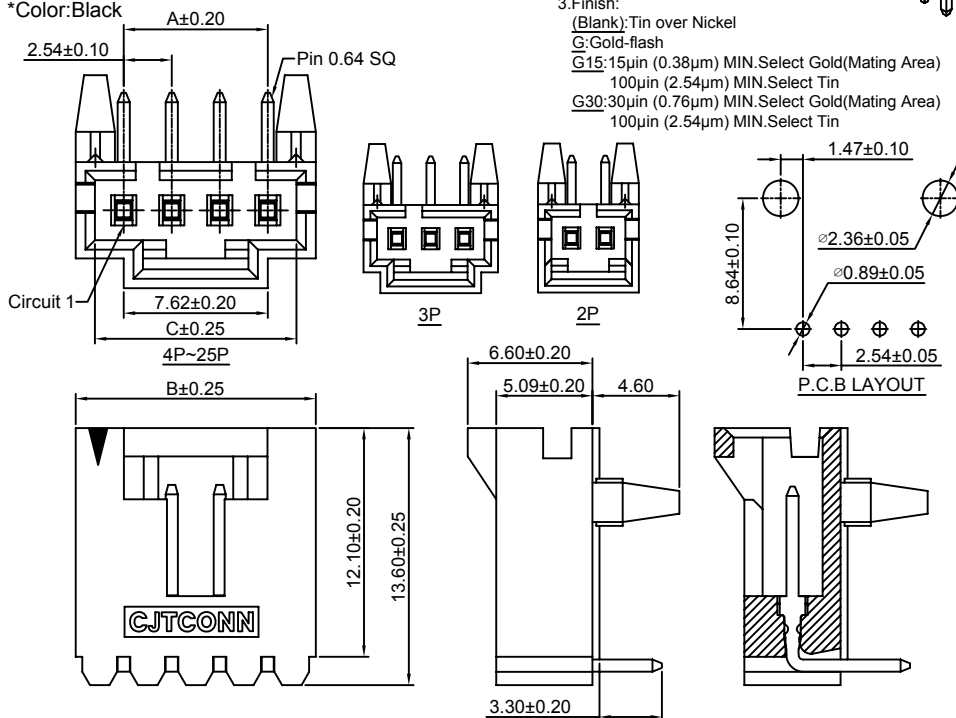
1. Part No.
2. Material:  
(Blank): PBT, UL94V-0  
6T: Nylon 6T, UL94V-0  
GWT: PBT, UL94V-0, GWT 750°C
3. Finish:  
(Blank): Tin over Nickel  
G: Gold-flash  
G15: 15µin (0.38µm) MIN. Select Gold (Mating Area)  
100µin (2.54µm) MIN. Select Tin  
G30: 30µin (0.76µm) MIN. Select Gold (Mating Area)  
100µin (2.54µm) MIN. Select Tin



**Ordering Information & Dimensions:**

| PART NO. | Dimensions |       |       |
|----------|------------|-------|-------|
|          | A          | B     | C     |
| 2P       | 2.54       | 7.62  | 5.59  |
| 3P       | 5.08       | 10.16 | 8.13  |
| 4P       | 7.62       | 12.70 | 10.67 |
| 5P       | 10.16      | 15.24 | 13.21 |
| 6P       | 12.70      | 17.78 | 15.75 |
| 7P       | 15.24      | 20.32 | 18.29 |
| 8P       | 17.78      | 22.86 | 20.83 |
| 9P       | 20.32      | 25.40 | 23.37 |
| 10P      | 22.86      | 27.94 | 25.91 |
| 11P      | 25.40      | 30.48 | 28.45 |
| 12P      | 27.94      | 33.02 | 30.99 |
| 13P      | 30.48      | 35.56 | 33.53 |
| 14P      | 33.02      | 38.10 | 36.07 |
| 15P      | 35.56      | 40.64 | 38.61 |
| 16P      | 38.10      | 43.18 | 41.15 |
| 17P      | 40.64      | 45.72 | 43.69 |
| 18P      | 43.18      | 48.26 | 46.23 |
| 19P      | 45.72      | 50.80 | 48.77 |
| 20P      | 48.26      | 53.34 | 51.31 |
| 21P      | 50.80      | 55.88 | 53.85 |
| 22P      | 53.34      | 58.42 | 56.39 |
| 23P      | 55.88      | 60.96 | 58.93 |
| 24P      | 58.42      | 63.50 | 61.47 |
| 25P      | 60.96      | 66.04 | 64.01 |

Unit: mm



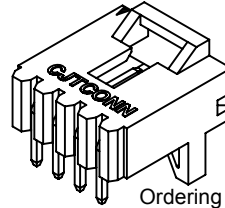
### A2547WRA-FJ-XP

2.54mm Pitch 90° Wafer

**Reference Informations:**

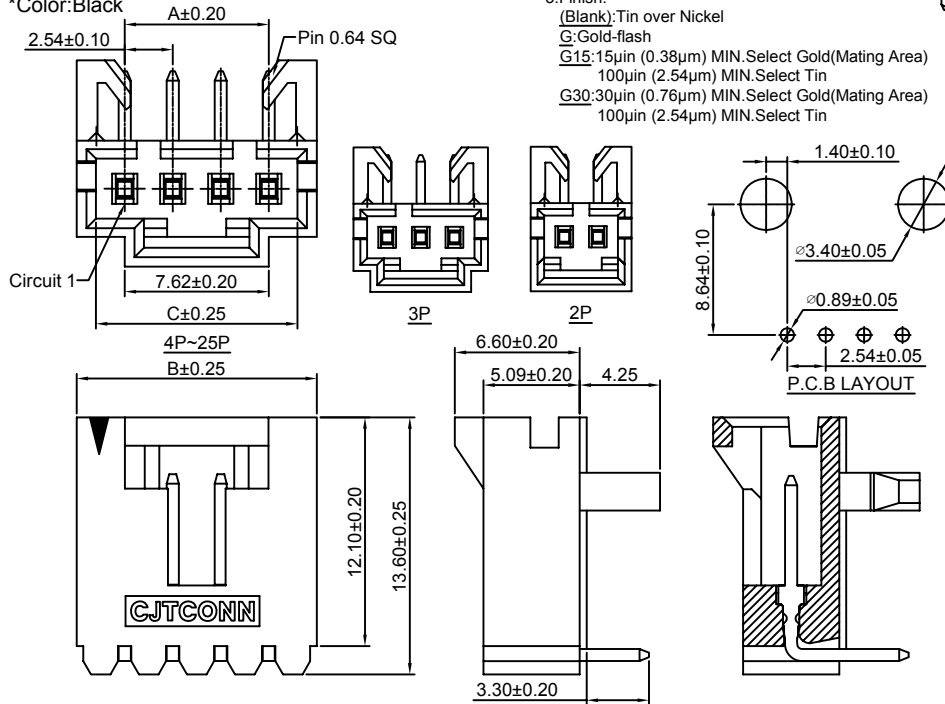
- \*Material: Pin: Brass/Tin over Nickel  
Insulator: PBT, UL94V-0
- \*Mates with CJT A2547H-XP(-2,-3), A2547HA, HB-XP, A2550H-XP-(A,A1,A2,A3H,B,H,G,M,M1,M2), A2541H-XP series Housing
- \*Color: Black

- Odering Information:  
A2547WRA-FJ-XP - \*\*\* - \*\*\*  
1 2 3
- Part No.
  - Material:  
(Blank): PBT, UL94V-0  
6T: Nylon 6T, UL94V-0  
GWT: PBT, UL94V-0, GWT 750°C
  - Finish:  
(Blank): Tin over Nickel  
G: Gold-flash  
G15: 15µin (0.38µm) MIN. Select Gold (Mating Area)  
100µin (2.54µm) MIN. Select Tin  
G30: 30µin (0.76µm) MIN. Select Gold (Mating Area)  
100µin (2.54µm) MIN. Select Tin



**Ordering Information & Dimensions:**

| PART NO. | Dimensions |       |       |
|----------|------------|-------|-------|
|          | A          | B     | C     |
| 2P       | 2.54       | 7.62  | 5.59  |
| 3P       | 5.08       | 10.16 | 8.13  |
| 4P       | 7.62       | 12.70 | 10.67 |
| 5P       | 10.16      | 15.24 | 13.21 |
| 6P       | 12.70      | 17.78 | 15.75 |
| 7P       | 15.24      | 20.32 | 18.29 |
| 8P       | 17.78      | 22.86 | 20.83 |
| 9P       | 20.32      | 25.40 | 23.37 |
| 10P      | 22.86      | 27.94 | 25.91 |
| 11P      | 25.40      | 30.48 | 28.45 |
| 12P      | 27.94      | 33.02 | 30.99 |
| 13P      | 30.48      | 35.56 | 33.53 |
| 14P      | 33.02      | 38.10 | 36.07 |
| 15P      | 35.56      | 40.64 | 38.61 |
| 16P      | 38.10      | 43.18 | 41.15 |
| 17P      | 40.64      | 45.72 | 43.69 |
| 18P      | 43.18      | 48.26 | 46.23 |
| 19P      | 45.72      | 50.80 | 48.77 |
| 20P      | 48.26      | 53.34 | 51.31 |
| 21P      | 50.80      | 55.88 | 53.85 |
| 22P      | 53.34      | 58.42 | 56.39 |
| 23P      | 55.88      | 60.96 | 58.93 |
| 24P      | 58.42      | 63.50 | 61.47 |
| 25P      | 60.96      | 66.04 | 64.01 |



Unit: mm

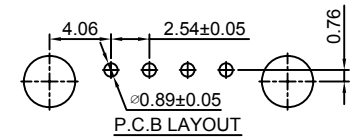
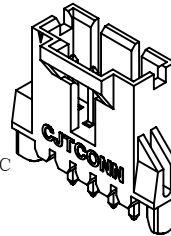
### A2547WVA-F-XP

2.54mm Pitch 180° Wafer

**Reference Informations:**

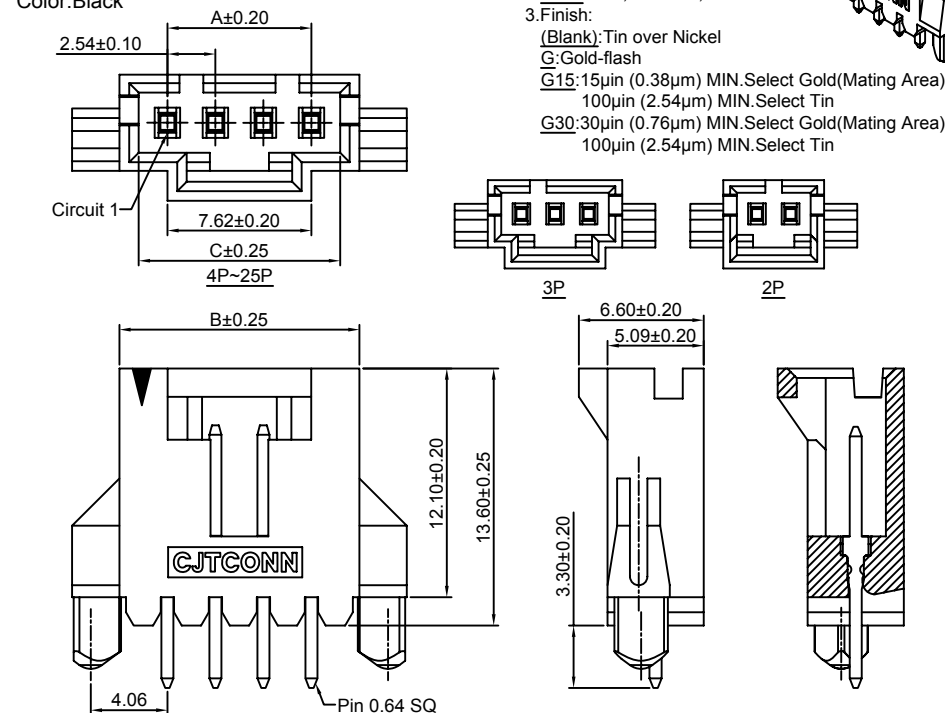
- \*Material: Pin: Brass/Tin over Nickel  
Insulator: PBT, UL94V-0
- \*Mates with CJT A2547H-XP(-2,-3), A2547HA, HB-XP, A2550H-XP-(A,A1,A2,A3H,B,H,G,M,M1,M2), A2541H-XP series Housing
- \*Color: Black

- Odering Information:  
A2547WVA-F-XP - \*\*\* - \*\*\*  
1 2 3
- Part No.
  - Material:  
(Blank): PBT, UL94V-0  
6T: Nylon 6T, UL94V-0  
GWT: PBT, UL94V-0, GWT 750°C
  - Finish:  
(Blank): Tin over Nickel  
G: Gold-flash  
G15: 15µin (0.38µm) MIN. Select Gold (Mating Area)  
100µin (2.54µm) MIN. Select Tin  
G30: 30µin (0.76µm) MIN. Select Gold (Mating Area)  
100µin (2.54µm) MIN. Select Tin



**Ordering Information & Dimensions:**

| PART NO. | Dimensions |       |       |
|----------|------------|-------|-------|
|          | A          | B     | C     |
| 2P       | 2.54       | 7.62  | 5.59  |
| 3P       | 5.08       | 10.16 | 8.13  |
| 4P       | 7.62       | 12.70 | 10.67 |
| 5P       | 10.16      | 15.24 | 13.21 |
| 6P       | 12.70      | 17.78 | 15.75 |
| 7P       | 15.24      | 20.32 | 18.29 |
| 8P       | 17.78      | 22.86 | 20.83 |
| 9P       | 20.32      | 25.40 | 23.37 |
| 10P      | 22.86      | 27.94 | 25.91 |
| 11P      | 25.40      | 30.48 | 28.45 |
| 12P      | 27.94      | 33.02 | 30.99 |
| 13P      | 30.48      | 35.56 | 33.53 |
| 14P      | 33.02      | 38.10 | 36.07 |
| 15P      | 35.56      | 40.64 | 38.61 |
| 16P      | 38.10      | 43.18 | 41.15 |
| 17P      | 40.64      | 45.72 | 43.69 |
| 18P      | 43.18      | 48.26 | 46.23 |
| 19P      | 45.72      | 50.80 | 48.77 |
| 20P      | 48.26      | 53.34 | 51.31 |
| 21P      | 50.80      | 55.88 | 53.85 |
| 22P      | 53.34      | 58.42 | 56.39 |
| 23P      | 55.88      | 60.96 | 58.93 |
| 24P      | 58.42      | 63.50 | 61.47 |
| 25P      | 60.96      | 66.04 | 64.01 |



Unit: mm

### A2547WRA-F-XP

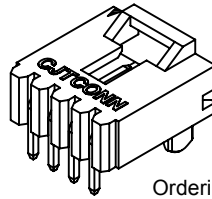
2.54mm Pitch 90° Wafer

**Reference Informations:**

- \*Material: Pin: Brass/Tin over Nickel  
Insulator: PBT, UL94V-0
- \*Mates with CJT A2547H-XP(-2,-3), A2547HA, HB-XP, A2550H-XP-(A,A1,A2,A3H,B,H,G,M,M1,M2), A2541H-XP series Housing
- \*Color: Black

Odering Information:  
A2547WRA-F-XP - \*\*\* - \*\*\*  
1 2 3

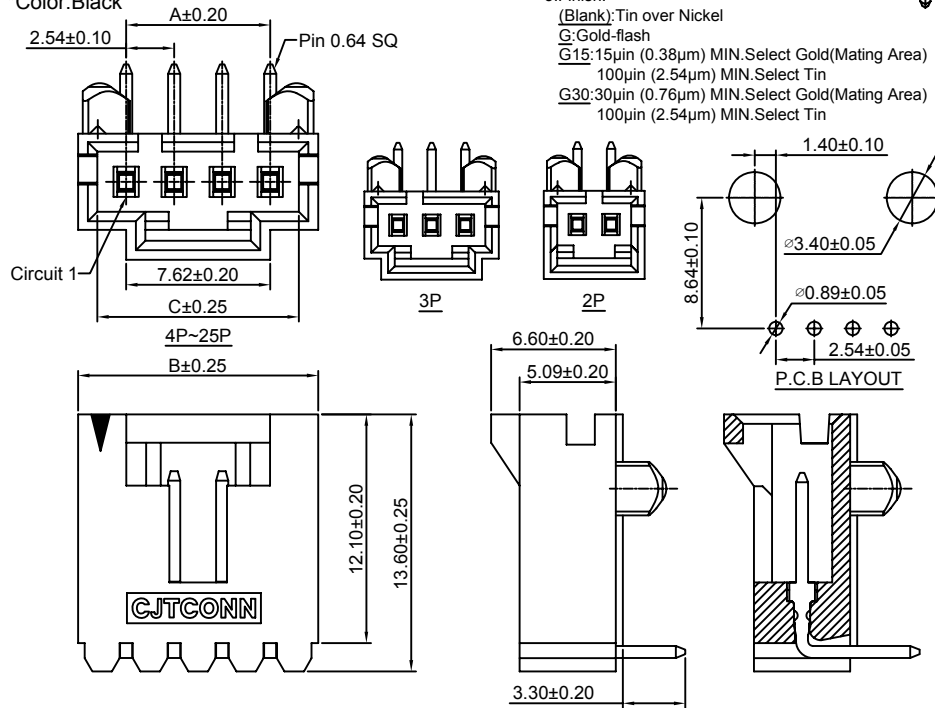
- 1.Part No.
- 2.Material:  
(Blank): PBT, UL94V-0  
6T: Nylon 6T, UL94V-0  
GWT: PBT, UL94V-0, GWT 750°C
- 3.Finish:  
(Blank): Tin over Nickel  
G: Gold-flash  
G15: 15µin (0.38µm) MIN. Select Gold (Mating Area)  
100µin (2.54µm) MIN. Select Tin  
G30: 30µin (0.76µm) MIN. Select Gold (Mating Area)  
100µin (2.54µm) MIN. Select Tin



**Ordering Information & Dimensions:**

| PART NO. | Dimensions |       |       |
|----------|------------|-------|-------|
|          | A          | B     | C     |
| 2P       | 2.54       | 7.62  | 5.59  |
| 3P       | 5.08       | 10.16 | 8.13  |
| 4P       | 7.62       | 12.70 | 10.67 |
| 5P       | 10.16      | 15.24 | 13.21 |
| 6P       | 12.70      | 17.78 | 15.75 |
| 7P       | 15.24      | 20.32 | 18.29 |
| 8P       | 17.78      | 22.86 | 20.83 |
| 9P       | 20.32      | 25.40 | 23.37 |
| 10P      | 22.86      | 27.94 | 25.91 |
| 11P      | 25.40      | 30.48 | 28.45 |
| 12P      | 27.94      | 33.02 | 30.99 |
| 13P      | 30.48      | 35.56 | 33.53 |
| 14P      | 33.02      | 38.10 | 36.07 |
| 15P      | 35.56      | 40.64 | 38.61 |
| 16P      | 38.10      | 43.18 | 41.15 |
| 17P      | 40.64      | 45.72 | 43.69 |
| 18P      | 43.18      | 48.26 | 46.23 |
| 19P      | 45.72      | 50.80 | 48.77 |
| 20P      | 48.26      | 53.34 | 51.31 |
| 21P      | 50.80      | 55.88 | 53.85 |
| 22P      | 53.34      | 58.42 | 56.39 |
| 23P      | 55.88      | 60.96 | 58.93 |
| 24P      | 58.42      | 63.50 | 61.47 |
| 25P      | 60.96      | 66.04 | 64.01 |

Unit: mm



### A2547WVA-F2-XP

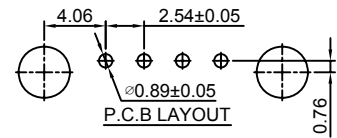
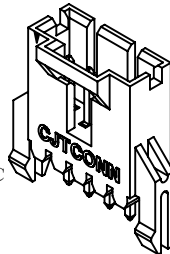
2.54mm Pitch 180° Wafer

**Reference Informations:**

- \*Material: Pin: Brass/Tin over Nickel  
Insulator: PBT, UL94V-0
- \*Mates with CJT A2547H-XP(-2,-3), A2547HA, HB-XP, A2550H-XP-(A,A1,A2,A3H,B,H,G,M,M1,M2), A2541H-XP series Housing
- \*Color: Black

Odering Information:  
A2547WVA-F2-XP - \*\*\* - \*\*\*  
1 2 3

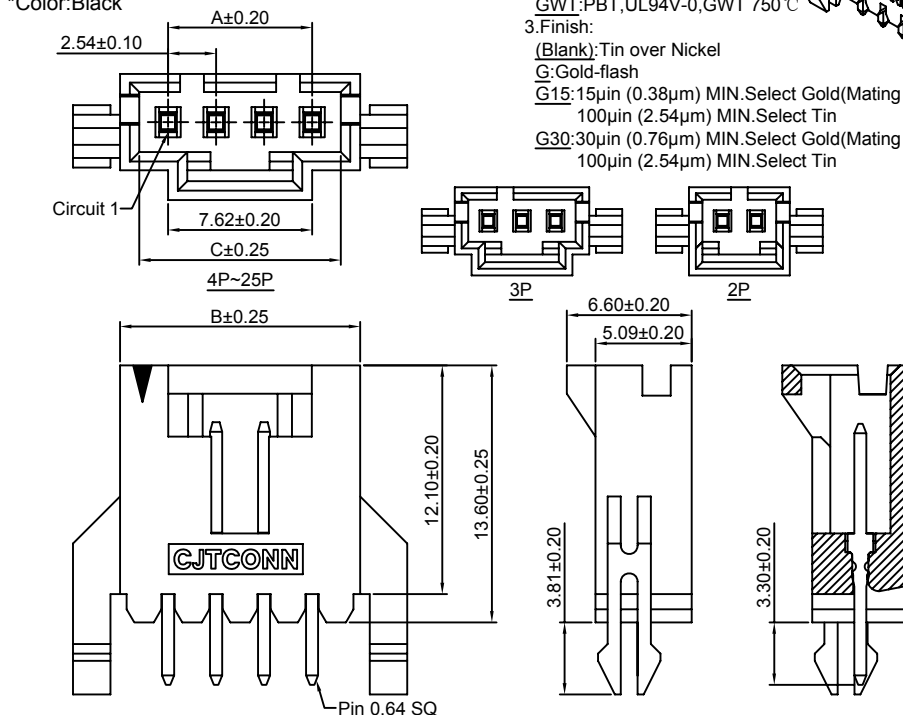
- 1.Part No.
- 2.Material:  
(Blank): PBT, UL94V-0  
6T: Nylon 6T, UL94V-0  
GWT: PBT, UL94V-0, GWT 750°C
- 3.Finish:  
(Blank): Tin over Nickel  
G: Gold-flash  
G15: 15µin (0.38µm) MIN. Select Gold (Mating Area)  
100µin (2.54µm) MIN. Select Tin  
G30: 30µin (0.76µm) MIN. Select Gold (Mating Area)  
100µin (2.54µm) MIN. Select Tin



**Ordering Information & Dimensions:**

| PART NO. | Dimensions |       |       |
|----------|------------|-------|-------|
|          | A          | B     | C     |
| 2P       | 2.54       | 7.62  | 5.59  |
| 3P       | 5.08       | 10.16 | 8.13  |
| 4P       | 7.62       | 12.70 | 10.67 |
| 5P       | 10.16      | 15.24 | 13.21 |
| 6P       | 12.70      | 17.78 | 15.75 |
| 7P       | 15.24      | 20.32 | 18.29 |
| 8P       | 17.78      | 22.86 | 20.83 |
| 9P       | 20.32      | 25.40 | 23.37 |
| 10P      | 22.86      | 27.94 | 25.91 |
| 11P      | 25.40      | 30.48 | 28.45 |
| 12P      | 27.94      | 33.02 | 30.99 |
| 13P      | 30.48      | 35.56 | 33.53 |
| 14P      | 33.02      | 38.10 | 36.07 |
| 15P      | 35.56      | 40.64 | 38.61 |
| 16P      | 38.10      | 43.18 | 41.15 |
| 17P      | 40.64      | 45.72 | 43.69 |
| 18P      | 43.18      | 48.26 | 46.23 |
| 19P      | 45.72      | 50.80 | 48.77 |
| 20P      | 48.26      | 53.34 | 51.31 |
| 21P      | 50.80      | 55.88 | 53.85 |
| 22P      | 53.34      | 58.42 | 56.39 |
| 23P      | 55.88      | 60.96 | 58.93 |
| 24P      | 58.42      | 63.50 | 61.47 |
| 25P      | 60.96      | 66.04 | 64.01 |

Unit: mm



### A2547WRA-F2-XP

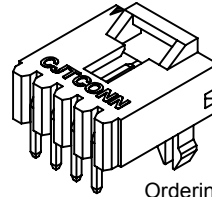
2.54mm Pitch 90° Wafer

#### Reference Informations:

- \*Material: Pin: Brass/Tin over Nickel  
Insulator: PBT, UL94V-0
- \*Mates with CJT A2547H-XP(-2,-3), A2547HA, HB-XP, A2550H-XP-(A,A1,A2,A3H,B,H,G,M,M1,M2), A2541H-XP series Housing
- \*Color: Black

Odering Information:  
A2547WRA-F2-XP - \*\*\* - \*\*\*  
1 2 3

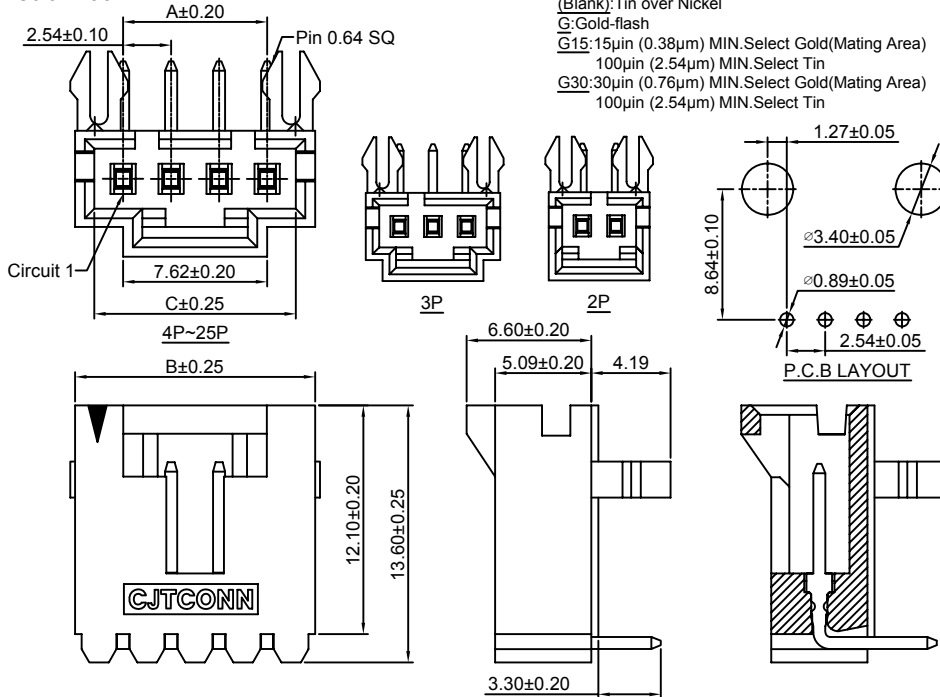
- Part No.
- Material:  
(Blank): PBT, UL94V-0  
6T: Nylon 6T, UL94V-0  
GWT: PBT, UL94V-0, GWT 750°C
- Finish:  
(Blank): Tin over Nickel  
G: Gold-flash  
G15: 15µin (0.38µm) MIN. Select Gold (Mating Area)  
100µin (2.54µm) MIN. Select Tin  
G30: 30µin (0.76µm) MIN. Select Gold (Mating Area)  
100µin (2.54µm) MIN. Select Tin



#### Ordering Information & Dimensions:

| PART NO. | Dimensions |       |       |
|----------|------------|-------|-------|
|          | A          | B     | C     |
| 2P       | 2.54       | 7.62  | 5.59  |
| 3P       | 5.08       | 10.16 | 8.13  |
| 4P       | 7.62       | 12.70 | 10.67 |
| 5P       | 10.16      | 15.24 | 13.21 |
| 6P       | 12.70      | 17.78 | 15.75 |
| 7P       | 15.24      | 20.32 | 18.29 |
| 8P       | 17.78      | 22.86 | 20.83 |
| 9P       | 20.32      | 25.40 | 23.37 |
| 10P      | 22.86      | 27.94 | 25.91 |
| 11P      | 25.40      | 30.48 | 28.45 |
| 12P      | 27.94      | 33.02 | 30.99 |
| 13P      | 30.48      | 35.56 | 33.53 |
| 14P      | 33.02      | 38.10 | 36.07 |
| 15P      | 35.56      | 40.64 | 38.61 |
| 16P      | 38.10      | 43.18 | 41.15 |
| 17P      | 40.64      | 45.72 | 43.69 |
| 18P      | 43.18      | 48.26 | 46.23 |
| 19P      | 45.72      | 50.80 | 48.77 |
| 20P      | 48.26      | 53.34 | 51.31 |
| 21P      | 50.80      | 55.88 | 53.85 |
| 22P      | 53.34      | 58.42 | 56.39 |
| 23P      | 55.88      | 60.96 | 58.93 |
| 24P      | 58.42      | 63.50 | 61.47 |
| 25P      | 60.96      | 66.04 | 64.01 |

Unit: mm



### A2547WRA-S-F-XP

2.54mm Pitch 90° Wafer - SMT TYPE

#### Reference Informations:

- \*Material: Pin: Brass/Tin over Nickel  
Insulator: LCP, UL94V-0
- \*Mates with CJT A2547H-XP(-2,-3), A2547HA, HB-XP, A2550H-XP-(A,A1,A2,A3H,B,H,G,M,M1,M2), A2541H-XP series Housing
- \*Color: Black

Odering Information:  
A2547WRA-S-F-XP - \*\*\* - \*\*\*  
1 2 3

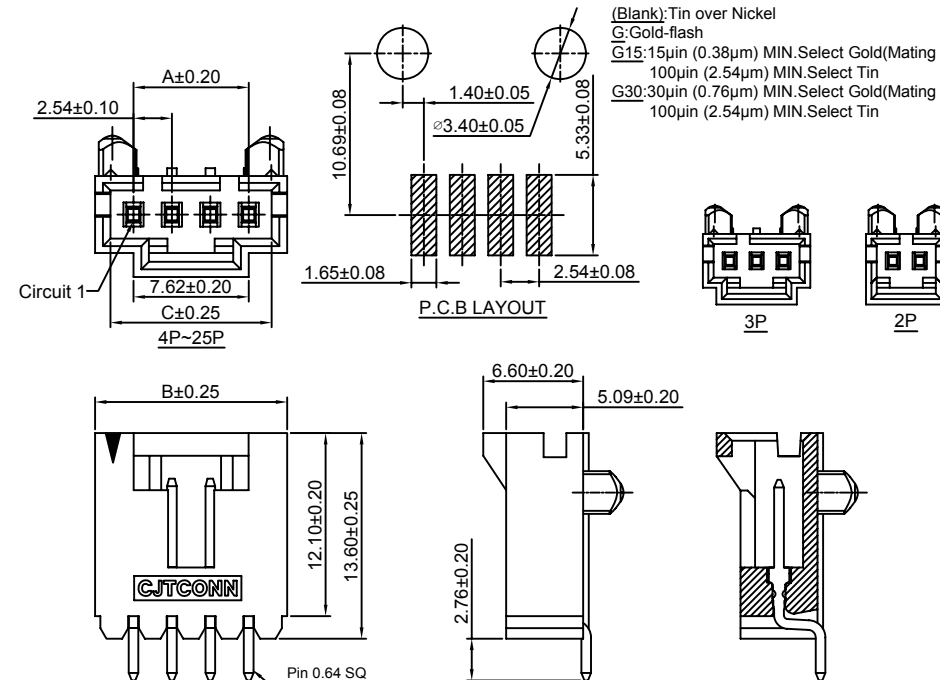
- Part No.
- Material:  
(Blank): LCP, UL94V-0  
6T: Nylon 6T, UL94V-0  
GWT: LCP, UL94V-0, GWT 750°C
- Finish:  
(Blank): Tin over Nickel  
G: Gold-flash  
G15: 15µin (0.38µm) MIN. Select Gold (Mating Area)  
100µin (2.54µm) MIN. Select Tin  
G30: 30µin (0.76µm) MIN. Select Gold (Mating Area)  
100µin (2.54µm) MIN. Select Tin



#### Ordering Information & Dimensions:

| PART NO. | Dimensions |       |       |
|----------|------------|-------|-------|
|          | A          | B     | C     |
| 2P       | 2.54       | 7.62  | 5.59  |
| 3P       | 5.08       | 10.16 | 8.13  |
| 4P       | 7.62       | 12.70 | 10.67 |
| 5P       | 10.16      | 15.24 | 13.21 |
| 6P       | 12.70      | 17.78 | 15.75 |
| 7P       | 15.24      | 20.32 | 18.29 |
| 8P       | 17.78      | 22.86 | 20.83 |
| 9P       | 20.32      | 25.40 | 23.37 |
| 10P      | 22.86      | 27.94 | 25.91 |
| 11P      | 25.40      | 30.48 | 28.45 |
| 12P      | 27.94      | 33.02 | 30.99 |
| 13P      | 30.48      | 35.56 | 33.53 |
| 14P      | 33.02      | 38.10 | 36.07 |
| 15P      | 35.56      | 40.64 | 38.61 |
| 16P      | 38.10      | 43.18 | 41.15 |
| 17P      | 40.64      | 45.72 | 43.69 |
| 18P      | 43.18      | 48.26 | 46.23 |
| 19P      | 45.72      | 50.80 | 48.77 |
| 20P      | 48.26      | 53.34 | 51.31 |
| 21P      | 50.80      | 55.88 | 53.85 |
| 22P      | 53.34      | 58.42 | 56.39 |
| 23P      | 55.88      | 60.96 | 58.93 |
| 24P      | 58.42      | 63.50 | 61.47 |
| 25P      | 60.96      | 66.04 | 64.01 |

Unit: mm



### A2547WVE-XP

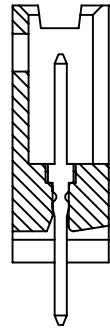
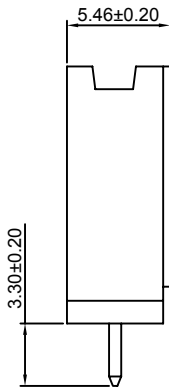
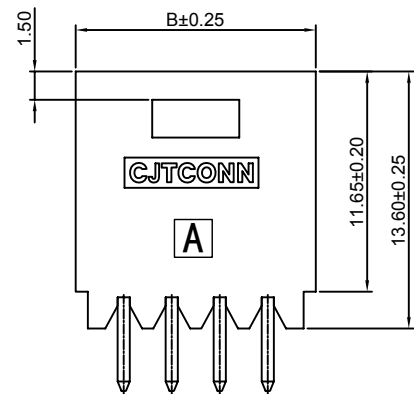
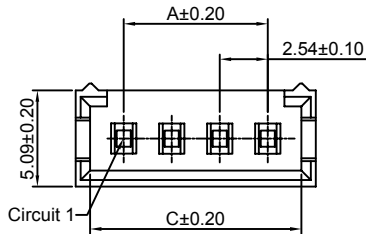
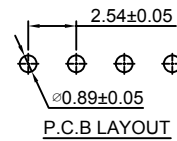
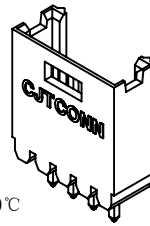
2.54mm Pitch 180° Wafer

**Reference Informations:**

- \*Material: Pin: Brass/Tin over Nickel  
Insulator: PBT, UL94V-0
- \*Mates with CJT A2549H, HA-XP, A2550H-XP-C  
A2550H-XP-C1, A2550H-XP-I series Housing
- \*Color: Black

Ordering Information:  
A2547WVE-XP - \*\*\* - \*\*\*  
1 2 3

- Part No.
- Material:  
(blank): PBT, UL94V-0  
6T: Nylon 6T, UL94V-0  
GWT: PBT, UL94V-0, GWT 750 °C
- Finish:  
(Blank): Tin over Nickel  
G: Gold-flash  
G15: 15µin (0.38µm) MIN. Select Gold (Mating Area)  
100µin (2.54µm) MIN. Select Tin  
G30: 30µin (0.76µm) MIN. Select Gold (Mating Area)  
100µin (2.54µm) MIN. Select Tin



**Ordering Information & Dimensions:**

| PART NO. | Dimensions |       |       |
|----------|------------|-------|-------|
|          | A          | B     | C     |
| 2P       | 2.54       | 7.62  | 5.59  |
| 3P       | 5.08       | 10.16 | 8.13  |
| 4P       | 7.62       | 12.70 | 10.67 |
| 5P       | 10.16      | 15.24 | 13.21 |
| 6P       | 12.70      | 17.78 | 15.75 |
| 7P       | 15.24      | 20.32 | 18.29 |
| 8P       | 17.78      | 22.86 | 20.83 |
| 9P       | 20.32      | 25.40 | 23.37 |
| 10P      | 22.86      | 27.94 | 25.91 |
| 11P      | 25.40      | 30.48 | 28.45 |
| 12P      | 27.94      | 33.02 | 30.99 |
| 13P      | 30.48      | 35.56 | 33.53 |
| 14P      | 33.02      | 38.10 | 36.07 |
| 15P      | 35.56      | 40.64 | 38.61 |
| 16P      | 38.10      | 43.18 | 41.15 |
| 17P      | 40.64      | 45.72 | 43.69 |
| 18P      | 43.18      | 48.26 | 46.23 |
| 19P      | 45.72      | 50.80 | 48.77 |
| 20P      | 48.26      | 53.34 | 51.31 |
| 21P      | 50.80      | 55.88 | 53.85 |
| 22P      | 53.34      | 58.42 | 56.39 |
| 23P      | 55.88      | 60.96 | 58.93 |
| 24P      | 58.42      | 63.50 | 61.47 |
| 25P      | 60.96      | 66.04 | 64.01 |

Unit: mm

### A2547WRE-XP

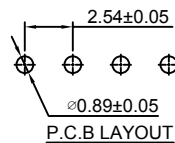
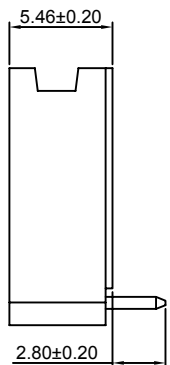
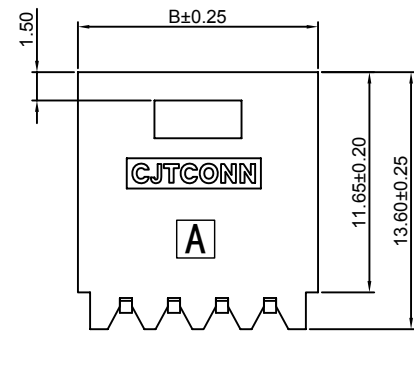
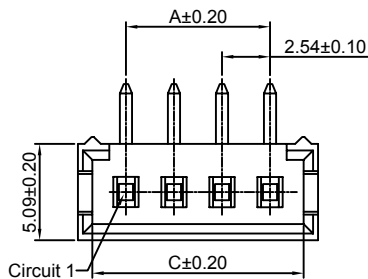
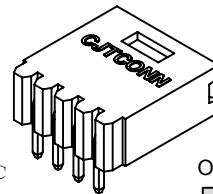
2.54mm Pitch 90° Wafer

**Reference Informations:**

- \*Material: Pin: Brass/Tin over Nickel  
Insulator: PBT, UL94V-0
- \*Mates with CJT A2549H, HA-XP, A2550H-XP-C  
A2550H-XP-C1, A2550H-XP-I series Housing
- \*Color: Black

Ordering Information:  
A2547WRE-XP - \*\*\* - \*\*\*  
1 2 3

- Part No.
- Material:  
(blank): PBT, UL94V-0  
6T: Nylon 6T, UL94V-0  
GWT: PBT, UL94V-0, GWT 750 °C
- Finish:  
(Blank): Tin over Nickel  
G: Gold-flash  
G15: 15µin (0.38µm) MIN. Select Gold (Mating Area)  
100µin (2.54µm) MIN. Select Tin  
G30: 30µin (0.76µm) MIN. Select Gold (Mating Area)  
100µin (2.54µm) MIN. Select Tin



P.C.B LAYOUT

**Ordering Information & Dimensions:**

| PART NO. | Dimensions |       |       |
|----------|------------|-------|-------|
|          | A          | B     | C     |
| 2P       | 2.54       | 7.62  | 5.59  |
| 3P       | 5.08       | 10.16 | 8.13  |
| 4P       | 7.62       | 12.70 | 10.67 |
| 5P       | 10.16      | 15.24 | 13.21 |
| 6P       | 12.70      | 17.78 | 15.75 |
| 7P       | 15.24      | 20.32 | 18.29 |
| 8P       | 17.78      | 22.86 | 20.83 |
| 9P       | 20.32      | 25.40 | 23.37 |
| 10P      | 22.86      | 27.94 | 25.91 |
| 11P      | 25.40      | 30.48 | 28.45 |
| 12P      | 27.94      | 33.02 | 30.99 |
| 13P      | 30.48      | 35.56 | 33.53 |
| 14P      | 33.02      | 38.10 | 36.07 |
| 15P      | 35.56      | 40.64 | 38.61 |
| 16P      | 38.10      | 43.18 | 41.15 |
| 17P      | 40.64      | 45.72 | 43.69 |
| 18P      | 43.18      | 48.26 | 46.23 |
| 19P      | 45.72      | 50.80 | 48.77 |
| 20P      | 48.26      | 53.34 | 51.31 |
| 21P      | 50.80      | 55.88 | 53.85 |
| 22P      | 53.34      | 58.42 | 56.39 |
| 23P      | 55.88      | 60.96 | 58.93 |
| 24P      | 58.42      | 63.50 | 61.47 |
| 25P      | 60.96      | 66.04 | 64.01 |

Unit: mm

### A2547WVF-XP

2.54mm Pitch 180° Wafer

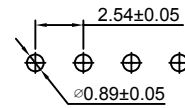
#### Reference Informations:

- \*Material: Pin: Brass/Tin over Nickel  
Insulator: PBT, UL94V-0
- \*Mates with CJT A2549HD-XP series  
Single Row Housing
- \*Color: Black

#### Ordering Information:

A2547WVF-XP - \*\*\* - \*\*\*  
1 2 3

- Part No.
- Material:  
(Blank): PBT, UL94V-0  
6T: Nylon 6T, UL94V-0  
GWT: PBT, UL94V-0, GWT 750°C
- Finish:  
(Blank): Tin over Nickel  
G: Gold-flash  
G15: 15µin (0.38µm) MIN. Select Gold (Mating Area)  
100µin (2.54µm) MIN. Select Tin  
G30: 30µin (0.76µm) MIN. Select Gold (Mating Area)  
100µin (2.54µm) MIN. Select Tin

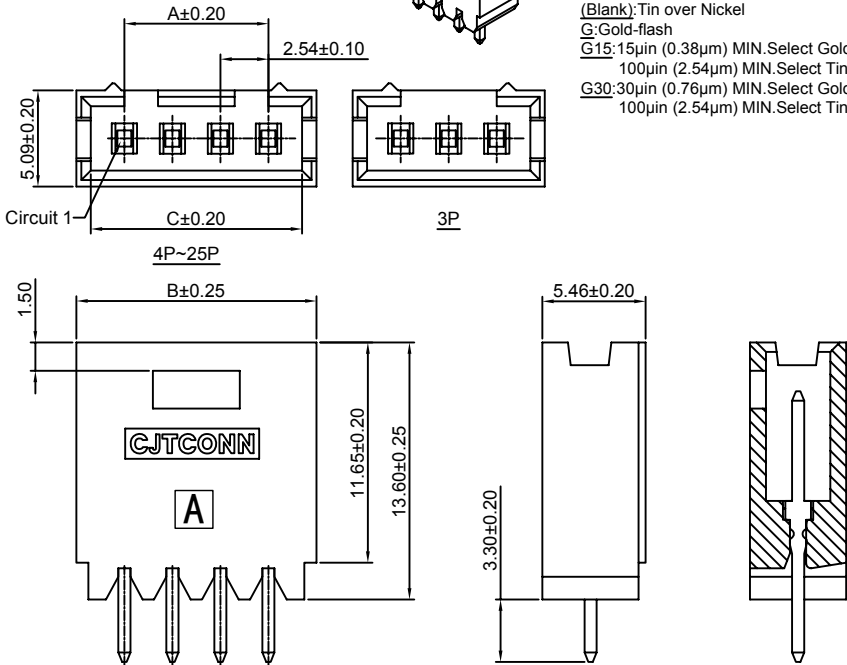


P.C.B LAYOUT

#### Ordering Information & Dimensions:

| PART NO. | Dimensions |       |       |
|----------|------------|-------|-------|
|          | A          | B     | C     |
| 3P       | 5.08       | 10.16 | 8.13  |
| 4P       | 7.62       | 12.70 | 10.67 |
| 5P       | 10.16      | 15.24 | 13.21 |
| 6P       | 12.70      | 17.78 | 15.75 |
| 7P       | 15.24      | 20.32 | 18.29 |
| 8P       | 17.78      | 22.86 | 20.83 |
| 9P       | 20.32      | 25.40 | 23.37 |
| 10P      | 22.86      | 27.94 | 25.91 |
| 11P      | 25.40      | 30.48 | 28.45 |
| 12P      | 27.94      | 33.02 | 30.99 |
| 13P      | 30.48      | 35.56 | 33.53 |
| 14P      | 33.02      | 38.10 | 36.07 |
| 15P      | 35.56      | 40.64 | 38.61 |
| 16P      | 38.10      | 43.18 | 41.15 |
| 17P      | 40.64      | 45.72 | 43.69 |
| 18P      | 43.18      | 48.26 | 46.23 |
| 19P      | 45.72      | 50.80 | 48.77 |
| 20P      | 48.26      | 53.34 | 51.31 |
| 21P      | 50.80      | 55.88 | 53.85 |
| 22P      | 53.34      | 58.42 | 56.39 |
| 23P      | 55.88      | 60.96 | 58.93 |
| 24P      | 58.42      | 63.50 | 61.47 |
| 25P      | 60.96      | 66.04 | 64.01 |

Unit: mm



### A2547WRF-XP

2.54mm Pitch 90° Wafer

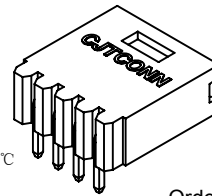
#### Reference Informations:

- \*Material: Pin: Brass/Tin over Nickel  
Insulator: PBT, UL94V-0
- \*Mates with CJT A2549HD-XP series  
Single Row Housing
- \*Color: Black

#### Ordering Information:

A2547WRF-XP - \*\*\* - \*\*\*  
1 2 3

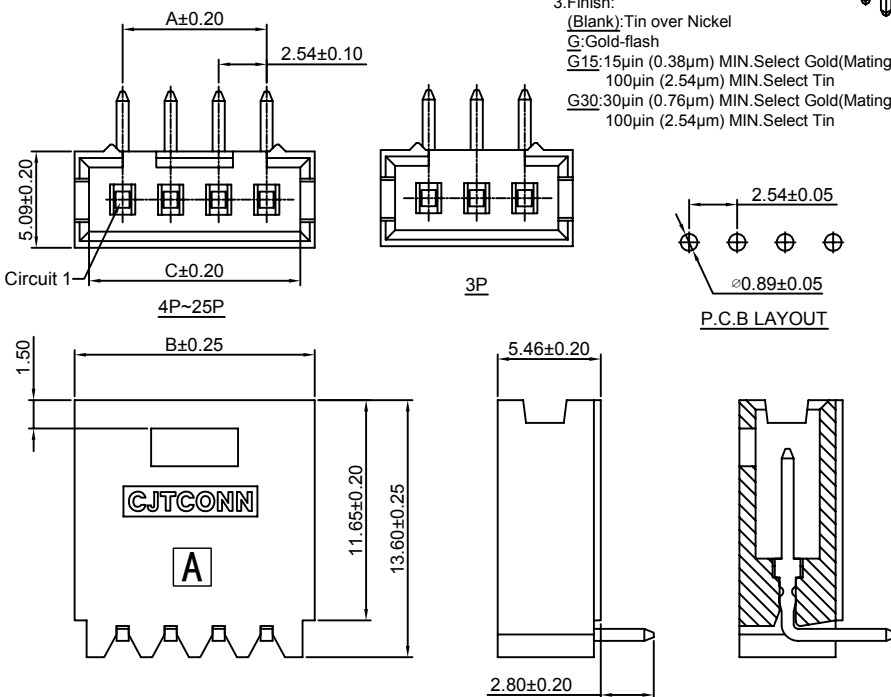
- Part No.
- Material:  
(Blank): PBT, UL94V-0  
6T: Nylon 6T, UL94V-0  
GWT: PBT, UL94V-0, GWT 750°C
- Finish:  
(Blank): Tin over Nickel  
G: Gold-flash  
G15: 15µin (0.38µm) MIN. Select Gold (Mating Area)  
100µin (2.54µm) MIN. Select Tin  
G30: 30µin (0.76µm) MIN. Select Gold (Mating Area)  
100µin (2.54µm) MIN. Select Tin



#### Ordering Information & Dimensions:

| PART NO. | Dimensions |       |       |
|----------|------------|-------|-------|
|          | A          | B     | C     |
| 3P       | 5.08       | 10.16 | 8.13  |
| 4P       | 7.62       | 12.70 | 10.67 |
| 5P       | 10.16      | 15.24 | 13.21 |
| 6P       | 12.70      | 17.78 | 15.75 |
| 7P       | 15.24      | 20.32 | 18.29 |
| 8P       | 17.78      | 22.86 | 20.83 |
| 9P       | 20.32      | 25.40 | 23.37 |
| 10P      | 22.86      | 27.94 | 25.91 |
| 11P      | 25.40      | 30.48 | 28.45 |
| 12P      | 27.94      | 33.02 | 30.99 |
| 13P      | 30.48      | 35.56 | 33.53 |
| 14P      | 33.02      | 38.10 | 36.07 |
| 15P      | 35.56      | 40.64 | 38.61 |
| 16P      | 38.10      | 43.18 | 41.15 |
| 17P      | 40.64      | 45.72 | 43.69 |
| 18P      | 43.18      | 48.26 | 46.23 |
| 19P      | 45.72      | 50.80 | 48.77 |
| 20P      | 48.26      | 53.34 | 51.31 |
| 21P      | 50.80      | 55.88 | 53.85 |
| 22P      | 53.34      | 58.42 | 56.39 |
| 23P      | 55.88      | 60.96 | 58.93 |
| 24P      | 58.42      | 63.50 | 61.47 |
| 25P      | 60.96      | 66.04 | 64.01 |

Unit: mm





### A2547WRE-S-XP

2.54mm Pitch 90° Wafer - SMT TYPE

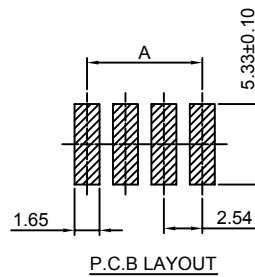
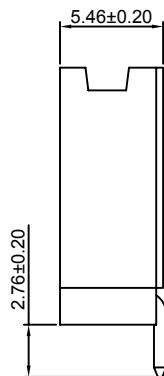
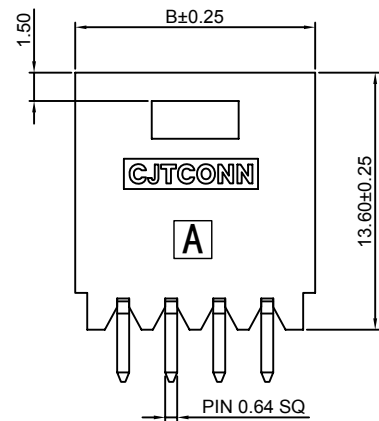
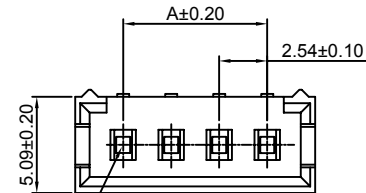
**Reference Informations:**

- \*Material:Pin:Brass/Tin over Nickel  
Insulator:LCP,UL94V-0
- \*Mates with CJT A2549H,HA-XP,A2550H-XP-C,  
A2550H-XP-C1 series Housing
- \*Color:Black

**Ordering Information:**

A2547WRE-S-XP - \*\*\* - \*\*\*  
1 2 3

- 1.Part No.
- 2.Material:  
(Blank):LCP,UL94V-0  
6T:Nylon 6T,UL94V-0  
GWT:LCP,UL94V-0,GWT 750°C
- 3.Finish:  
(Blank):Tin over Nickel  
G:Gold-flash  
G15:15µin (0.38µm) MIN.Select Gold(Mating Area)  
100µin (2.54µm) MIN.Select Tin  
G30:30µin (0.76µm) MIN.Select Gold(Mating Area)  
100µin (2.54µm) MIN.Select Tin



**Ordering Information & Dimensions:**

| PART NO. | Dimensions |       |
|----------|------------|-------|
|          | A          | B     |
| 2P       | 2.54       | 7.62  |
| 3P       | 5.08       | 10.16 |
| 4P       | 7.62       | 12.70 |
| 5P       | 10.16      | 15.24 |
| 6P       | 12.70      | 17.78 |
| 7P       | 15.24      | 20.32 |
| 8P       | 17.78      | 22.86 |
| 9P       | 20.32      | 25.40 |
| 10P      | 22.86      | 27.94 |
| 11P      | 25.40      | 30.48 |
| 12P      | 27.94      | 33.02 |
| 13P      | 30.48      | 35.56 |
| 14P      | 33.02      | 38.10 |
| 15P      | 35.56      | 40.64 |
| 16P      | 38.10      | 43.18 |
| 17P      | 40.64      | 45.72 |
| 18P      | 43.18      | 48.26 |
| 19P      | 45.72      | 50.80 |
| 20P      | 48.26      | 53.34 |
| 21P      | 50.80      | 55.88 |
| 22P      | 53.34      | 58.42 |
| 23P      | 55.88      | 60.96 |
| 24P      | 58.42      | 63.50 |
| 25P      | 60.96      | 66.04 |

Unit: mm

### A2547WRF-S-XP

2.54mm Pitch 90° Wafer - SMT TYPE

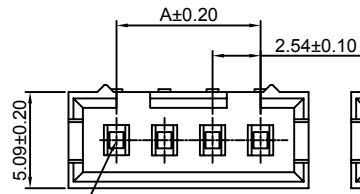
**Reference Informations:**

- \*Material:Pin:Brass/Tin over Nickel  
Insulator:LCP,UL94V-0
- \*Mates with CJT A2549HD-XP series  
Single Row Housing
- \*Color:Black

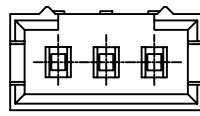
**Ordering Information:**

A2547WRF-S-XP - \*\*\* - \*\*\*  
1 2 3

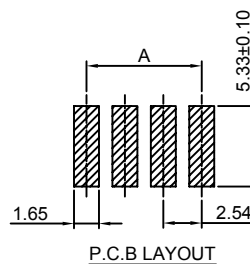
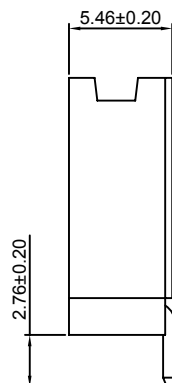
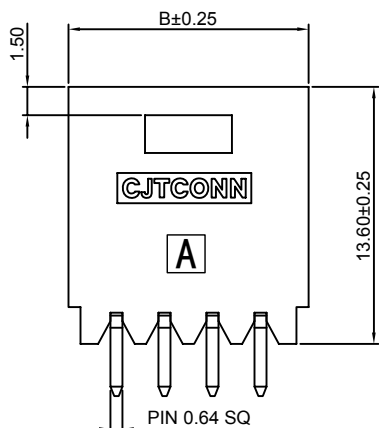
- 1.Part No.
- 2.Material:  
(Blank):LCP,UL94V-0  
6T:Nylon 6T,UL94V-0  
GWT:LCP,UL94V-0,GWT 750°C
- 3.Finish:  
(Blank):Tin over Nickel  
G:Gold-flash  
G15:15µin (0.38µm) MIN.Select Gold(Mating Area)  
100µin (2.54µm) MIN.Select Tin  
G30:30µin (0.76µm) MIN.Select Gold(Mating Area)  
100µin (2.54µm) MIN.Select Tin



4P~25P



3P



**Ordering Information & Dimensions:**

| PART NO. | Dimensions |       |
|----------|------------|-------|
|          | A          | B     |
| 2P       | 2.54       | 7.62  |
| 3P       | 5.08       | 10.16 |
| 4P       | 7.62       | 12.70 |
| 5P       | 10.16      | 15.24 |
| 6P       | 12.70      | 17.78 |
| 7P       | 15.24      | 20.32 |
| 8P       | 17.78      | 22.86 |
| 9P       | 20.32      | 25.40 |
| 10P      | 22.86      | 27.94 |
| 11P      | 25.40      | 30.48 |
| 12P      | 27.94      | 33.02 |
| 13P      | 30.48      | 35.56 |
| 14P      | 33.02      | 38.10 |
| 15P      | 35.56      | 40.64 |
| 16P      | 38.10      | 43.18 |
| 17P      | 40.64      | 45.72 |
| 18P      | 43.18      | 48.26 |
| 19P      | 45.72      | 50.80 |
| 20P      | 48.26      | 53.34 |
| 21P      | 50.80      | 55.88 |
| 22P      | 53.34      | 58.42 |
| 23P      | 55.88      | 60.96 |
| 24P      | 58.42      | 63.50 |
| 25P      | 60.96      | 66.04 |

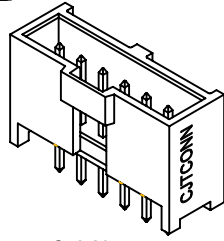
Unit: mm

### A2547WVB-XP

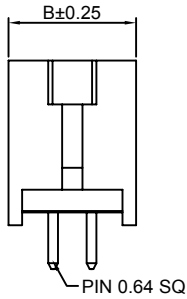
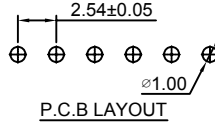
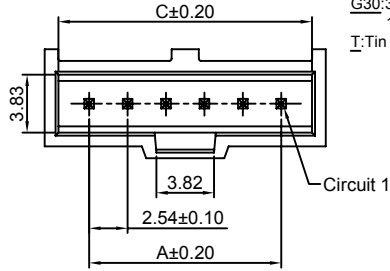
2.54mm Pitch 180° Box Header

#### Reference Informations:

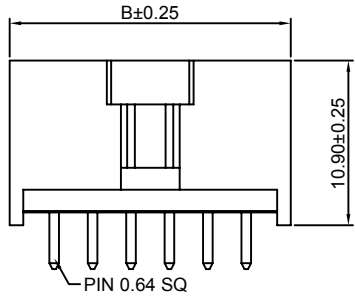
- \*Material: Pin: Brass/Gold over Nickel  
Insulator: PBT, UL94V-0
- \*Mates with CJT A2547HJ-XP series  
Single Row Housing
- \*Color: Black



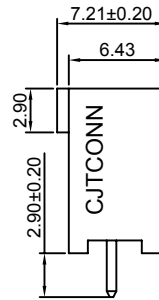
- Ordering Information:  
A2547WVB-XP - \*\*\* - \*\*\*
- |   |   |   |
|---|---|---|
| 1 | 2 | 3 |
|---|---|---|
- Part No.
  - Material:  
(Blank): PBT, UL94V-0  
6T: Nylon 6T, UL94V-0  
GWT: PBT, UL94V-0, GWT 750 °C
  - Finish:  
(Blank): Gold-flash  
G15: 15µin (0.38µm) MIN. Select Gold (Mating Area)  
100µin (2.54µm) MIN. Select Tin  
G30: 30µin (0.76µm) MIN. Select Gold (Mating Area)  
100µin (2.54µm) MIN. Select Tin  
I: Tin over Nickel



2P~3P



4P~32P



#### Ordering Information & Dimensions:

| PART NO. | Dimensions |       |       |
|----------|------------|-------|-------|
|          | A          | B     | C     |
| 2P       | 2.54       | 8.43  | 6.60  |
| 3P       | 5.08       | 10.97 | 9.14  |
| 4P       | 7.62       | 13.51 | 11.68 |
| 5P       | 10.16      | 16.05 | 14.22 |
| 6P       | 12.70      | 18.59 | 16.76 |
| 7P       | 15.24      | 21.13 | 19.30 |
| 8P       | 17.78      | 23.67 | 21.84 |
| 9P       | 20.32      | 26.21 | 24.38 |
| 10P      | 22.86      | 28.75 | 26.92 |
| 11P      | 25.40      | 31.29 | 29.46 |
| 12P      | 27.94      | 33.83 | 32.00 |
| 13P      | 30.48      | 36.37 | 34.54 |
| 14P      | 33.02      | 38.91 | 37.08 |
| 15P      | 35.56      | 41.45 | 39.62 |
| 16P      | 38.10      | 43.99 | 42.16 |
| 17P      | 40.64      | 46.53 | 44.70 |
| 18P      | 43.18      | 49.07 | 47.24 |
| 19P      | 45.72      | 51.61 | 49.78 |
| 20P      | 48.26      | 54.15 | 52.32 |
| 21P      | 50.80      | 56.69 | 54.86 |
| 22P      | 53.34      | 59.23 | 57.40 |
| 23P      | 55.88      | 61.77 | 59.94 |
| 24P      | 58.42      | 64.31 | 62.48 |
| 25P      | 60.96      | 66.85 | 65.02 |
| 26P      | 63.50      | 69.39 | 67.56 |
| 27P      | 66.04      | 71.93 | 70.10 |
| 28P      | 68.58      | 74.47 | 72.64 |
| 29P      | 71.12      | 77.01 | 75.18 |
| 30P      | 73.66      | 79.55 | 77.72 |
| 31P      | 76.20      | 82.09 | 80.26 |
| 32P      | 78.74      | 84.63 | 82.80 |

Unit: mm

### A2547WRB-XP

2.54mm Pitch 90° Box Header

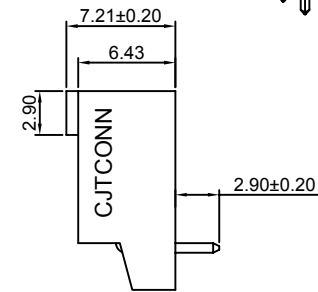
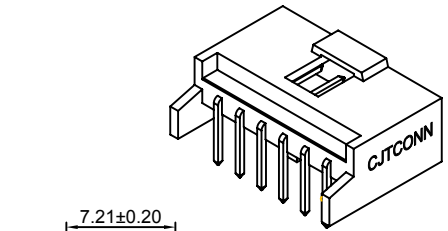
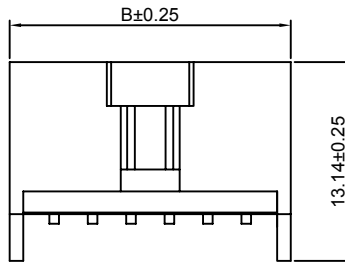
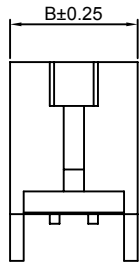
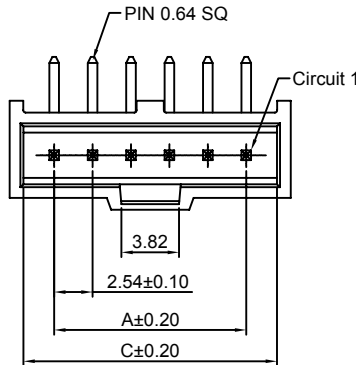
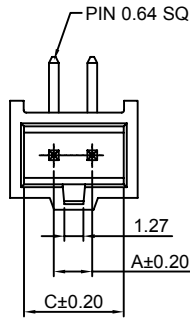
#### Reference Informations:

- \*Material: Pin: Brass/Gold over Nickel  
Insulator: PBT, UL94V-0
- \*Mates with CJT A2547HJ-XP series Single Row Housing
- \*Color: Black

#### Ordering Information:

A2547WRB-XP - \*\*\* - \*\*\*  
1 2 3

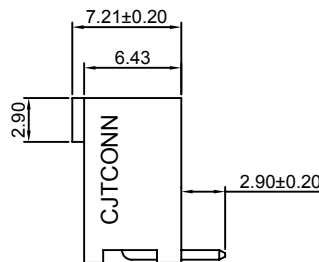
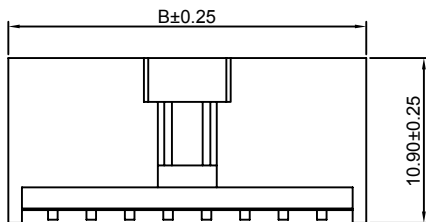
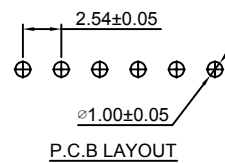
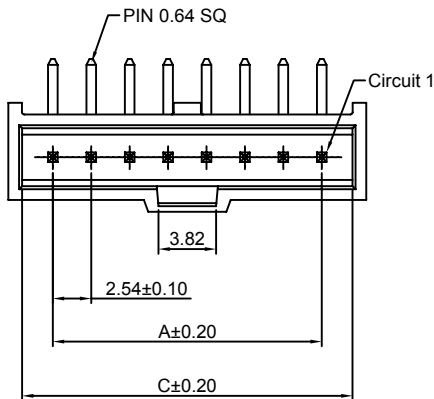
- Part No.
- Material:  
(Blank): PBT, UL94V-0  
6T: Nylon 6T, UL94V-0  
GWT: PBT, UL94V-0, GWT 750 °C
- Finish:  
(Blank): Gold-flash  
G15: 15µin (0.38µm) MIN. Select Gold (Mating Area)  
100µin (2.54µm) MIN. Select Tin  
G30: 30µin (0.76µm) MIN. Select Gold (Mating Area)  
100µin (2.54µm) MIN. Select Tin  
I: Tin over Nickel



2P~3P

4P~6P

2P~6P



7P~32P

7P~32P

#### Ordering Information & Dimensions:

| PART NO. | Dimensions |       |       |
|----------|------------|-------|-------|
|          | A          | B     | C     |
| 2P       | 2.54       | 8.43  | 6.60  |
| 3P       | 5.08       | 10.97 | 9.14  |
| 4P       | 7.62       | 13.51 | 11.68 |
| 5P       | 10.16      | 16.05 | 14.22 |
| 6P       | 12.70      | 18.59 | 16.76 |
| 7P       | 15.24      | 21.13 | 19.30 |
| 8P       | 17.78      | 23.67 | 21.84 |
| 9P       | 20.32      | 26.21 | 24.38 |
| 10P      | 22.86      | 28.75 | 26.92 |
| 11P      | 25.40      | 31.29 | 29.46 |
| 12P      | 27.94      | 33.83 | 32.00 |
| 13P      | 30.48      | 36.37 | 34.54 |
| 14P      | 33.02      | 38.91 | 37.08 |
| 15P      | 35.56      | 41.45 | 39.62 |
| 16P      | 38.10      | 43.99 | 42.16 |
| 17P      | 40.64      | 46.53 | 44.70 |
| 18P      | 43.18      | 49.07 | 47.24 |
| 19P      | 45.72      | 51.61 | 49.78 |
| 20P      | 48.26      | 54.15 | 52.32 |
| 21P      | 50.80      | 56.69 | 54.86 |
| 22P      | 53.34      | 59.23 | 57.40 |
| 23P      | 55.88      | 61.77 | 59.94 |
| 24P      | 58.42      | 64.31 | 62.48 |
| 25P      | 60.96      | 66.85 | 65.02 |
| 26P      | 63.50      | 69.39 | 67.56 |
| 27P      | 66.04      | 71.93 | 70.10 |
| 28P      | 68.58      | 74.47 | 72.64 |
| 29P      | 71.12      | 77.01 | 75.18 |
| 30P      | 73.66      | 79.55 | 77.72 |
| 31P      | 76.20      | 82.09 | 80.26 |
| 32P      | 78.74      | 84.63 | 82.80 |

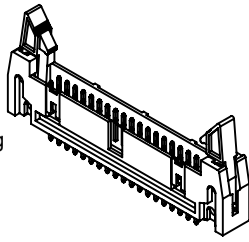
Unit: mm

### A2547WV-2xXP

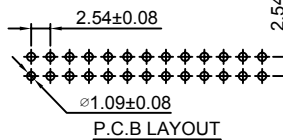
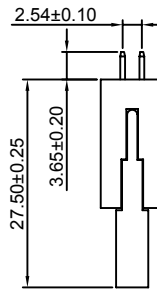
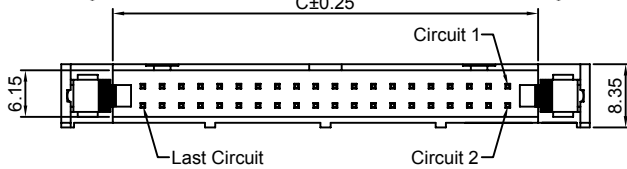
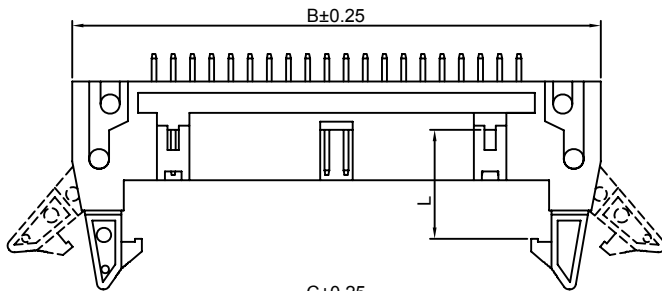
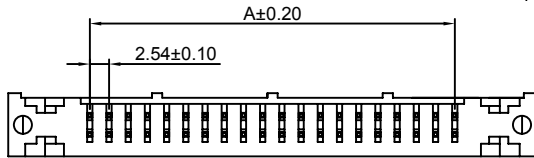
2.54mm Pitch 180° Box Header

#### Reference Informations:

- \*Material: Pin: Brass/Gold over Nickel  
Insulator: PBT, UL94V-0
- \*Mates with CJT A2547H, HA, HB, HC, HF, HG, HK, HS-2xXP series Dual row Housing
- \*Color: Black



- Ordering Information:  
A2547WV-2xXP - <sup>\*\*\*</sup> - <sup>\*\*\*</sup> - <sup>\*\*\*</sup> - <sup>\*\*\*</sup> - <sup>\*\*\*</sup>
- Part No.
  - Material:  
(blank): PBT, UL94V-0  
6T: Nylon 6T, UL94V-0  
GWT: PBT, UL94V-0, GWT 750 °C
  - Finish:  
(blank): Gold-flash  
G15: 15µin (0.38µm) MIN. Select Gold (Mating Area)  
100µin (2.54µm) MIN. Select Tin  
G30: 30µin (0.76µm) MIN. Select Gold (Mating Area)  
100µin (2.54µm) MIN. Select Tin  
T: Tin over Nickel
  - Color:  
(blank): Black  
GY: Gray
  - Size(L):  
(blank): 14.35mm  
L: 10.50mm



#### Ordering Information & Dimensions:

| PART NO. | Dimensions |        |       |
|----------|------------|--------|-------|
|          | A          | B      | C     |
| 2x5P     | 10.16      | 32.00  | 18.22 |
| 2x6P     | 12.70      | 34.54  | 20.76 |
| 2x7P     | 15.24      | 37.08  | 23.30 |
| 2x8P     | 17.78      | 39.62  | 25.84 |
| 2x9P     | 20.32      | 42.16  | 28.38 |
| 2x10P    | 22.86      | 44.70  | 30.92 |
| 2x11P    | 25.40      | 47.24  | 33.46 |
| 2x12P    | 27.94      | 49.78  | 36.00 |
| 2x13P    | 30.48      | 52.32  | 38.54 |
| 2x14P    | 33.02      | 54.86  | 41.08 |
| 2x15P    | 35.56      | 57.40  | 43.62 |
| 2x16P    | 38.10      | 59.94  | 46.16 |
| 2x17P    | 40.64      | 62.48  | 48.70 |
| 2x18P    | 43.18      | 65.02  | 51.24 |
| 2x19P    | 45.72      | 67.56  | 53.78 |
| 2x20P    | 48.26      | 70.10  | 56.32 |
| 2x21P    | 50.80      | 72.64  | 58.86 |
| 2x22P    | 53.34      | 75.18  | 61.40 |
| 2x23P    | 55.88      | 77.72  | 63.94 |
| 2x24P    | 58.42      | 80.26  | 66.48 |
| 2x25P    | 60.96      | 82.80  | 69.02 |
| 2x26P    | 63.50      | 85.34  | 71.56 |
| 2x27P    | 66.04      | 87.88  | 74.10 |
| 2x28P    | 68.58      | 90.42  | 76.64 |
| 2x29P    | 71.12      | 92.96  | 79.18 |
| 2x30P    | 73.66      | 95.50  | 81.72 |
| 2x31P    | 76.20      | 98.04  | 84.26 |
| 2x32P    | 78.74      | 100.58 | 86.80 |

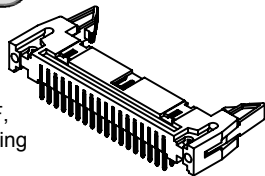
Unit: mm

### A2547WR-2xXP

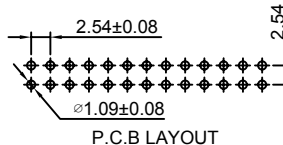
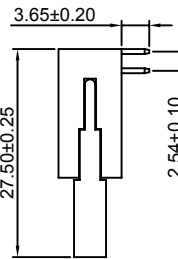
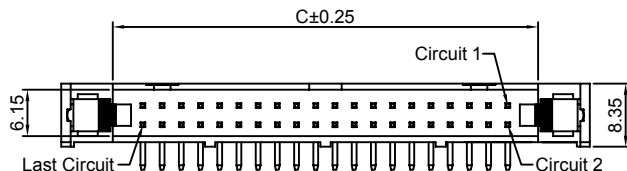
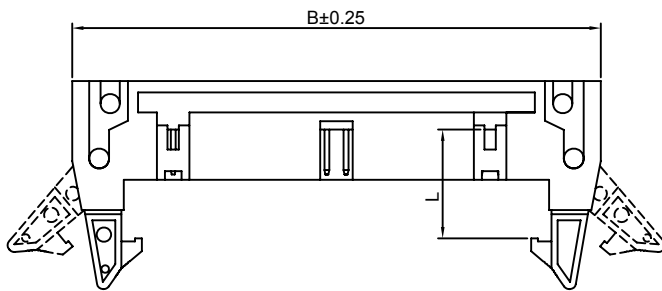
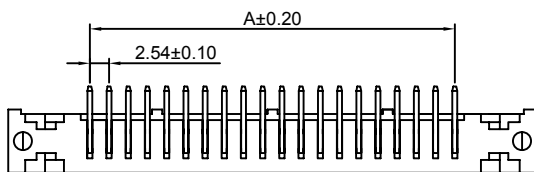
2.54mm Pitch 90° Box Header

#### Reference Informations:

- \*Material: Pin: Brass/Gold over Nickel  
Insulator: PBT, UL94V-0
- \*Mates with CJT A2547H, HA, HB, HC, HF, HG, HK, HS-2xXP series Dual row Housing
- \*Color: Black



- Ordering Information:  
A2547WR-2xXP - <sup>\*\*\*</sup> - <sup>\*\*\*</sup> - <sup>\*\*\*</sup> - <sup>\*\*\*</sup> - <sup>\*\*\*</sup>
- Part No.
  - Material:  
(blank): PBT, UL94V-0  
6T: Nylon 6T, UL94V-0  
GWT: PBT, UL94V-0, GWT 750 °C
  - Finish:  
(blank): Gold-flash  
G15: 15µin (0.38µm) MIN. Select Gold (Mating Area)  
100µin (2.54µm) MIN. Select Tin  
G30: 30µin (0.76µm) MIN. Select Gold (Mating Area)  
100µin (2.54µm) MIN. Select Tin  
T: Tin over Nickel
  - Color:  
(blank): Black  
GY: Gray
  - Size(L):  
(blank): 14.35mm  
L: 10.50mm



#### Ordering Information & Dimensions:

| PART NO. | Dimensions |        |       |
|----------|------------|--------|-------|
|          | A          | B      | C     |
| 2x5P     | 10.16      | 32.00  | 18.22 |
| 2x6P     | 12.70      | 34.54  | 20.76 |
| 2x7P     | 15.24      | 37.08  | 23.30 |
| 2x8P     | 17.78      | 39.62  | 25.84 |
| 2x9P     | 20.32      | 42.16  | 28.38 |
| 2x10P    | 22.86      | 44.70  | 30.92 |
| 2x11P    | 25.40      | 47.24  | 33.46 |
| 2x12P    | 27.94      | 49.78  | 36.00 |
| 2x13P    | 30.48      | 52.32  | 38.54 |
| 2x14P    | 33.02      | 54.86  | 41.08 |
| 2x15P    | 35.56      | 57.40  | 43.62 |
| 2x16P    | 38.10      | 59.94  | 46.16 |
| 2x17P    | 40.64      | 62.48  | 48.70 |
| 2x18P    | 43.18      | 65.02  | 51.24 |
| 2x19P    | 45.72      | 67.56  | 53.78 |
| 2x20P    | 48.26      | 70.10  | 56.32 |
| 2x21P    | 50.80      | 72.64  | 58.86 |
| 2x22P    | 53.34      | 75.18  | 61.40 |
| 2x23P    | 55.88      | 77.72  | 63.94 |
| 2x24P    | 58.42      | 80.26  | 66.48 |
| 2x25P    | 60.96      | 82.80  | 69.02 |
| 2x26P    | 63.50      | 85.34  | 71.56 |
| 2x27P    | 66.04      | 87.88  | 74.10 |
| 2x28P    | 68.58      | 90.42  | 76.64 |
| 2x29P    | 71.12      | 92.96  | 79.18 |
| 2x30P    | 73.66      | 95.50  | 81.72 |
| 2x31P    | 76.20      | 98.04  | 84.26 |
| 2x32P    | 78.74      | 100.58 | 86.80 |

Unit: mm

### A2547WVA-2xXP

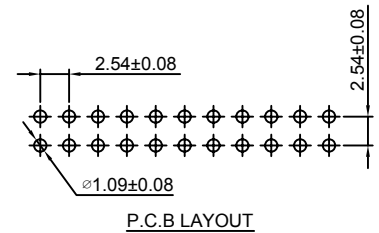
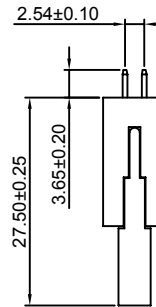
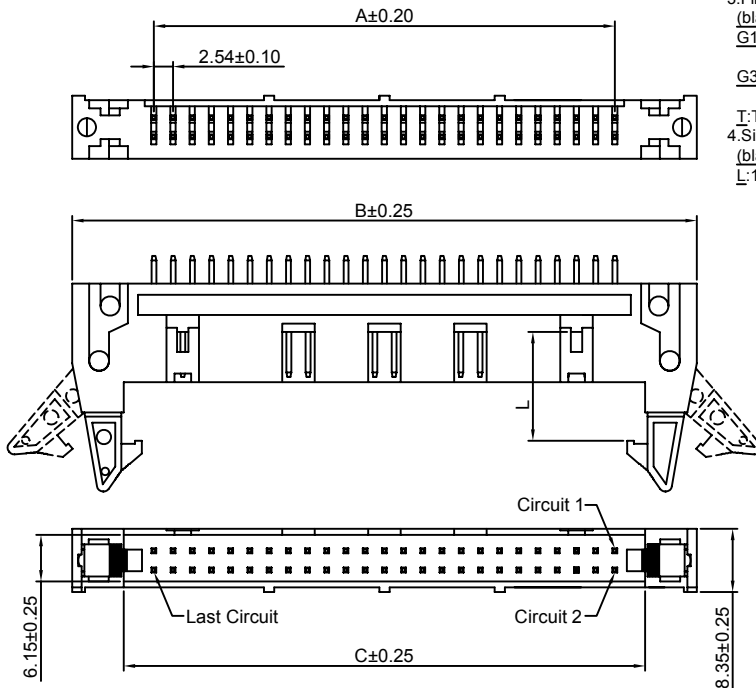
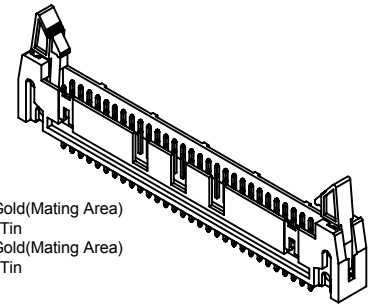
2.54mm Pitch 180° Box Header

**Reference Informations:**

- \*Material: Pin: Brass/Gold over Nickel  
Insulator: PBT, UL94V-0
- \*Mates with CJT A2547HD, HSA-2xXP series Dual row Housing
- \*Color: Black

Odering Information:  
A2547WVA-2xXP - \*\*\* - \*\*\* - \*  
1 2 3 4

1. Part No.
2. Material:  
(blank): PBT, UL94V-0  
6T: Nylon 6T, UL94V-0  
GWT: PBT, UL94V-0, GWT 750 °C
3. Finish:  
(blank): Gold-flash  
G15: 15µm (0.38µm) MIN. Select Gold (Mating Area)  
100µm (2.54µm) MIN. Select Tin  
G30: 30µm (0.76µm) MIN. Select Gold (Mating Area)  
100µm (2.54µm) MIN. Select Tin  
T: Tin over Nickel
4. Size (L):  
(blank): 14.35mm  
L: 10.50mm



**Ordering Information & Dimensions:**

| PART NO. | Dimensions |        |       |
|----------|------------|--------|-------|
|          | A          | B      | C     |
| 2x25P    | 60.96      | 82.80  | 69.02 |
| 2x30P    | 73.66      | 95.50  | 81.72 |
| 2x32P    | 78.74      | 100.58 | 86.80 |

Unit: mm

### A2547WRA-2xXP

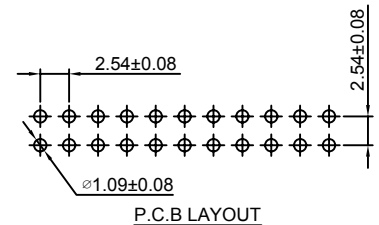
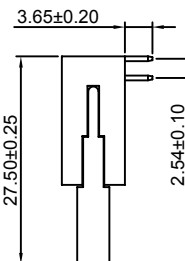
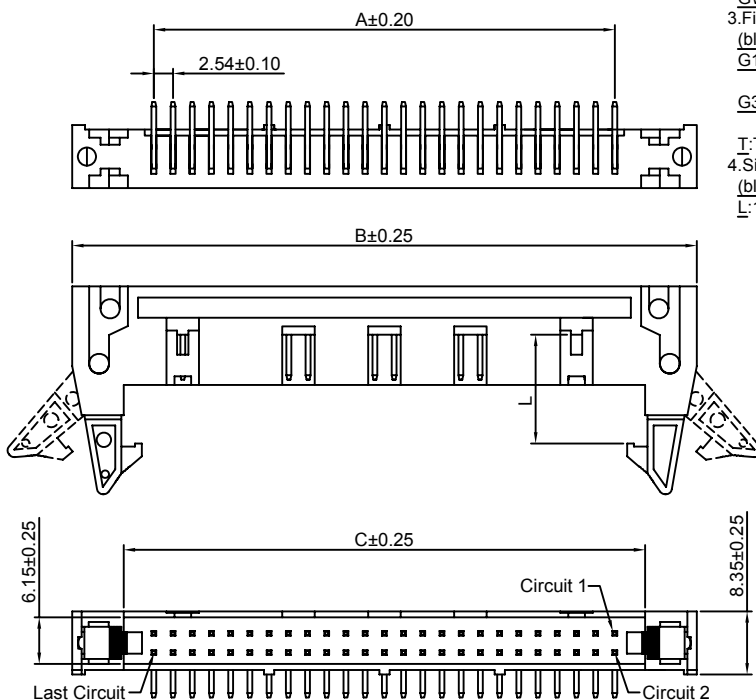
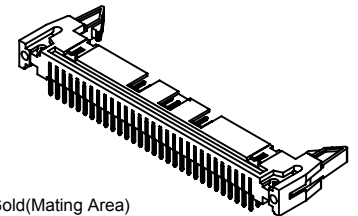
2.54mm Pitch 90° Box Header

**Reference Informations:**

- \*Material: Pin: Brass/Gold over Nickel  
Insulator: PBT, UL94V-0
- \*Mates with CJT A2547HD, HSA-2xXP series Dual row Housing
- \*Color: Black

Odering Information:  
A2547WRA-2xXP - \*\*\* - \*\*\* - \*  
1 2 3 4

1. Part No.
2. Material:  
(Blank): PBT, UL94V-0  
6T: Nylon 6T, UL94V-0  
GWT: PBT, UL94V-0, GWT 750 °C
3. Finish:  
(blank): Gold-flash  
G15: 15µm (0.38µm) MIN. Select Gold (Mating Area)  
100µm (2.54µm) MIN. Select Tin  
G30: 30µm (0.76µm) MIN. Select Gold (Mating Area)  
100µm (2.54µm) MIN. Select Tin  
T: Tin over Nickel
4. Size (L):  
(blank): 14.35mm  
L: 10.50mm



**Ordering Information & Dimensions:**

| PART NO. | Dimensions |        |       |
|----------|------------|--------|-------|
|          | A          | B      | C     |
| 2x25P    | 60.96      | 82.80  | 69.02 |
| 2x30P    | 73.66      | 95.50  | 81.72 |
| 2x32P    | 78.74      | 100.58 | 86.80 |

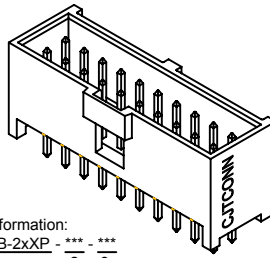
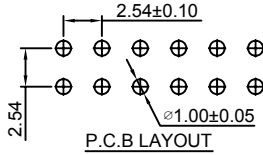
Unit: mm

### A2547WVB-2xXP

2.54mm Pitch 180° Box Header

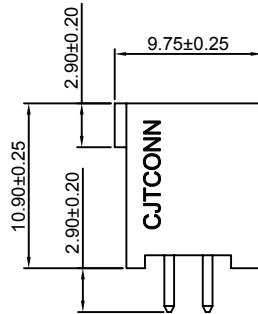
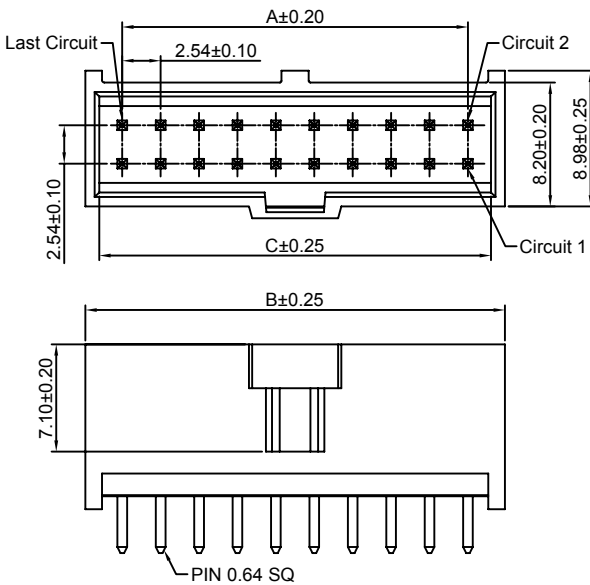
**Reference Informations:**

- \*Material: Pin: Brass/Gold over Nickel  
Insulator: PBT, UL94V-0
- \*Mates with CJT A2547HJ-2xXP series Housing
- \*Color: Black



Ordering Information:  
A2547WVB-2xXP - \*\*\* - \*\*\*

1. Part No.
2. Material:  
(Blank): PBT, UL94V-0  
6T: Nylon 6T, UL94V-0  
GWT: PBT, UL94V-0, GWT 750 °C
3. Finish:  
(Blank): Gold-flash  
G15: 15µin (0.38µm) MIN. Select Gold (Mating Area)  
100µin (2.54µm) MIN. Select Tin  
G30: 30µin (0.76µm) MIN. Select Gold (Mating Area)  
100µin (2.54µm) MIN. Select Tin  
T: Tin over Nickel



**Ordering Information & Dimensions:**

| PART NO. | Dimensions |       |       |
|----------|------------|-------|-------|
|          | A          | B     | C     |
| 2x3P     | 5.08       | 9.96  | 8.12  |
| 2x4P     | 7.62       | 12.50 | 10.66 |
| 2x5P     | 10.16      | 15.04 | 13.20 |
| 2x6P     | 12.70      | 17.58 | 15.74 |
| 2x7P     | 15.24      | 20.12 | 18.28 |
| 2x8P     | 17.78      | 22.66 | 20.82 |
| 2x9P     | 20.32      | 25.20 | 23.36 |
| 2x10P    | 22.86      | 27.74 | 25.90 |
| 2x11P    | 25.40      | 30.28 | 28.44 |
| 2x12P    | 27.94      | 32.82 | 30.98 |
| 2x13P    | 30.48      | 35.36 | 33.52 |
| 2x14P    | 33.02      | 37.90 | 36.06 |
| 2x15P    | 35.56      | 40.44 | 38.60 |
| 2x16P    | 38.10      | 42.98 | 41.14 |
| 2x17P    | 40.64      | 45.52 | 43.68 |
| 2x18P    | 43.18      | 48.06 | 46.22 |
| 2x19P    | 45.72      | 50.60 | 48.76 |
| 2x20P    | 48.26      | 53.14 | 51.30 |
| 2x21P    | 50.80      | 55.68 | 53.84 |
| 2x22P    | 53.34      | 58.22 | 56.38 |
| 2x23P    | 55.88      | 60.76 | 58.92 |
| 2x24P    | 58.42      | 63.30 | 61.46 |
| 2x25P    | 60.96      | 65.84 | 64.00 |
| 2x26P    | 63.50      | 68.38 | 66.54 |
| 2x27P    | 66.04      | 70.92 | 69.08 |
| 2x28P    | 68.58      | 73.46 | 71.62 |
| 2x29P    | 71.12      | 76.00 | 74.16 |
| 2x30P    | 73.66      | 78.54 | 76.70 |
| 2x31P    | 76.20      | 81.08 | 79.24 |
| 2x32P    | 78.74      | 83.62 | 81.78 |

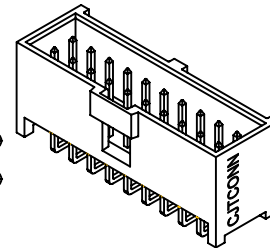
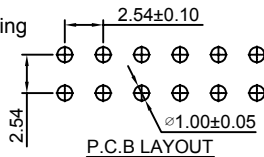
Unit: mm

### A2547WRB-2xXP

2.54mm Pitch 90° Box Header

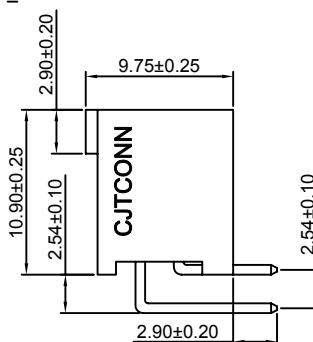
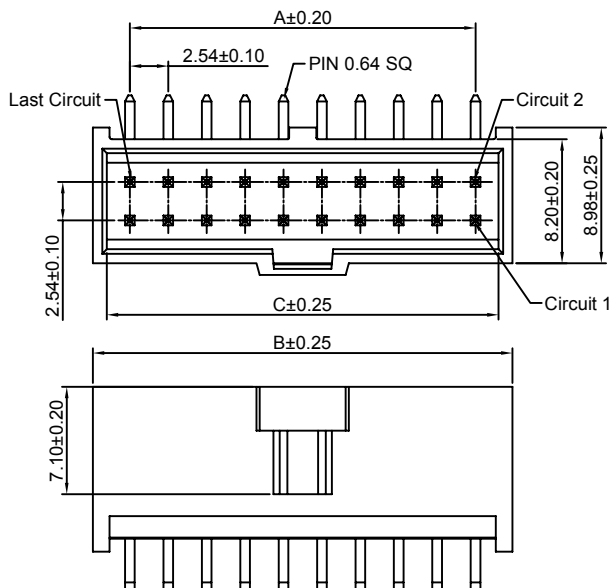
**Reference Informations:**

- \*Material: Pin: Brass/Gold over Nickel  
Insulator: PBT, UL94V-0
- \*Mates with CJT A2547HJ-2xXP series Housing
- \*Color: Black



Ordering Information:  
A2547WRB-2xXP - \*\*\* - \*\*\*

1. Part No.
2. Material:  
(Blank): PBT, UL94V-0  
6T: Nylon 6T, UL94V-0  
GWT: PBT, UL94V-0, GWT 750 °C
3. Finish:  
(Blank): Gold-flash  
G15: 15µin (0.38µm) MIN. Select Gold (Mating Area)  
100µin (2.54µm) MIN. Select Tin  
G30: 30µin (0.76µm) MIN. Select Gold (Mating Area)  
100µin (2.54µm) MIN. Select Tin  
T: Tin over Nickel



**Ordering Information & Dimensions:**

| PART NO. | Dimensions |       |       |
|----------|------------|-------|-------|
|          | A          | B     | C     |
| 2x3P     | 5.08       | 9.96  | 8.12  |
| 2x4P     | 7.62       | 12.50 | 10.66 |
| 2x5P     | 10.16      | 15.04 | 13.20 |
| 2x6P     | 12.70      | 17.58 | 15.74 |
| 2x7P     | 15.24      | 20.12 | 18.28 |
| 2x8P     | 17.78      | 22.66 | 20.82 |
| 2x9P     | 20.32      | 25.20 | 23.36 |
| 2x10P    | 22.86      | 27.74 | 25.90 |
| 2x11P    | 25.40      | 30.28 | 28.44 |
| 2x12P    | 27.94      | 32.82 | 30.98 |
| 2x13P    | 30.48      | 35.36 | 33.52 |
| 2x14P    | 33.02      | 37.90 | 36.06 |
| 2x15P    | 35.56      | 40.44 | 38.60 |
| 2x16P    | 38.10      | 42.98 | 41.14 |
| 2x17P    | 40.64      | 45.52 | 43.68 |
| 2x18P    | 43.18      | 48.06 | 46.22 |
| 2x19P    | 45.72      | 50.60 | 48.76 |
| 2x20P    | 48.26      | 53.14 | 51.30 |
| 2x21P    | 50.80      | 55.68 | 53.84 |
| 2x22P    | 53.34      | 58.22 | 56.38 |
| 2x23P    | 55.88      | 60.76 | 58.92 |
| 2x24P    | 58.42      | 63.30 | 61.46 |
| 2x25P    | 60.96      | 65.84 | 64.00 |
| 2x26P    | 63.50      | 68.38 | 66.54 |
| 2x27P    | 66.04      | 70.92 | 69.08 |
| 2x28P    | 68.58      | 73.46 | 71.62 |
| 2x29P    | 71.12      | 76.00 | 74.16 |
| 2x30P    | 73.66      | 78.54 | 76.70 |
| 2x31P    | 76.20      | 81.08 | 79.24 |
| 2x32P    | 78.74      | 83.62 | 81.78 |

Unit: mm

### A2547WVB-2xXP-A

2.54mm Pitch 180° Box Header - VERSION WITH VOIDS

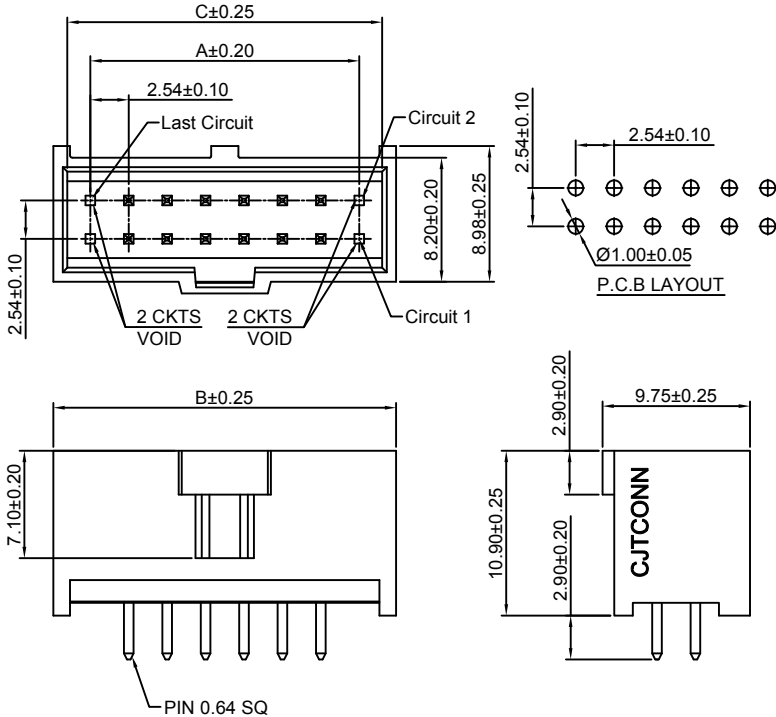
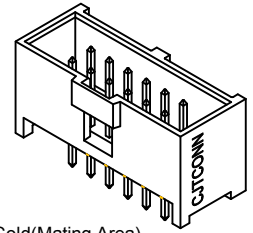
#### Reference Informations:

- \*Material: Pin: Brass/Gold over Nickel  
Insulator: PBT, UL94V-0
- \*Mates with CJT A2547HJ-2xXP series Housing
- \*Color: Black

#### Ordering Information:

A2547WVB-2xXP-A - \*\*\* - \*\*\*  
1 2 3

- Part No.
- Material:  
(Blank): PBT, UL94V-0  
6T: Nylon 6T, UL94V-0  
GWT: PBT, UL94V-0 GWT 750 °C
- Finish:  
(Blank): Gold-flash  
G15: 15µm (0.38µm) MIN. Select Gold (Mating Area)  
100µm (2.54µm) MIN. Select Tin  
G30: 30µm (0.76µm) MIN. Select Gold (Mating Area)  
100µm (2.54µm) MIN. Select Tin  
T: Tin over Nickel



#### Ordering Information & Dimensions:

| PART NO. | Dimensions |       |       | PART NO. | Dimensions |       |       |
|----------|------------|-------|-------|----------|------------|-------|-------|
|          | A          | B     | C     |          | A          | B     | C     |
| 2x3P     | ---        | 9.96  | 8.12  | 2x18P    | 38.10      | 48.06 | 46.22 |
| 2x4P     | 2.54       | 12.50 | 10.66 | 2x19P    | 40.64      | 50.60 | 48.76 |
| 2x5P     | 5.08       | 15.04 | 13.20 | 2x20P    | 43.18      | 53.14 | 51.30 |
| 2x6P     | 7.62       | 17.58 | 15.74 | 2x21P    | 45.72      | 55.68 | 53.84 |
| 2x7P     | 10.16      | 20.12 | 18.28 | 2x22P    | 48.26      | 58.22 | 56.38 |
| 2x8P     | 12.70      | 22.66 | 20.82 | 2x23P    | 50.80      | 60.76 | 58.92 |
| 2x9P     | 15.24      | 25.20 | 23.36 | 2x24P    | 53.34      | 63.30 | 61.46 |
| 2x10P    | 17.78      | 27.74 | 25.90 | 2x25P    | 55.88      | 65.84 | 64.00 |
| 2x11P    | 20.32      | 30.28 | 28.44 | 2x26P    | 58.42      | 68.38 | 66.54 |
| 2x12P    | 22.86      | 32.82 | 30.98 | 2x27P    | 60.96      | 70.92 | 69.08 |
| 2x13P    | 25.40      | 35.36 | 33.52 | 2x28P    | 63.50      | 73.46 | 71.62 |
| 2x14P    | 27.94      | 37.90 | 36.06 | 2x29P    | 66.04      | 76.00 | 74.16 |
| 2x15P    | 30.48      | 40.44 | 38.60 | 2x30P    | 68.58      | 78.54 | 76.70 |
| 2x16P    | 33.02      | 42.98 | 41.14 | 2x31P    | 71.12      | 81.08 | 79.24 |
| 2x17P    | 35.56      | 45.52 | 43.68 | 2x32P    | 73.66      | 83.62 | 81.78 |

Unit: mm

### A2547WRB-2xXP-A

2.54mm Pitch 90° Box Header - VERSION WITH VOIDS

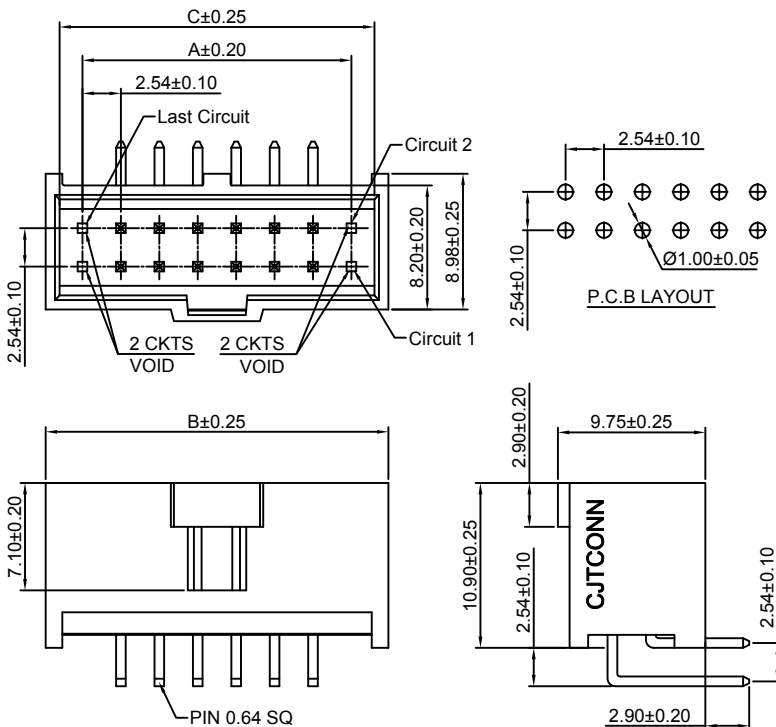
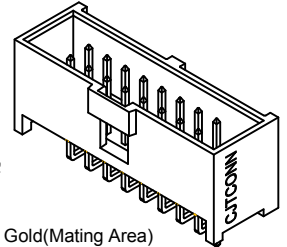
#### Reference Informations:

- \*Material: Pin: Brass/Gold over Nickel  
Insulator: PBT, UL94V-0
- \*Mates with CJT A2547HJ-2xXP series Housing
- \*Color: Black

#### Ordering Information:

A2547WRB-2xXP-A - \*\*\* - \*\*\*  
1 2 3

- Part No.
- Material:  
(Blank): PBT, UL94V-0  
6T: Nylon 6T, UL94V-0  
GWT: PBT, UL94V-0, GWT 750 °C
- Finish:  
(Blank): Gold-flash  
G15: 15µm (0.38µm) MIN. Select Gold (Mating Area)  
100µm (2.54µm) MIN. Select Tin  
G30: 30µm (0.76µm) MIN. Select Gold (Mating Area)  
100µm (2.54µm) MIN. Select Tin  
T: Tin over Nickel



#### Ordering Information & Dimensions:

| PART NO. | Dimensions |       |       | PART NO. | Dimensions |       |       |
|----------|------------|-------|-------|----------|------------|-------|-------|
|          | A          | B     | C     |          | A          | B     | C     |
| 2x3P     | ---        | 9.96  | 8.12  | 2x18P    | 38.10      | 48.06 | 46.22 |
| 2x4P     | 2.54       | 12.50 | 10.66 | 2x19P    | 40.64      | 50.60 | 48.76 |
| 2x5P     | 5.08       | 15.04 | 13.20 | 2x20P    | 43.18      | 53.14 | 51.30 |
| 2x6P     | 7.62       | 17.58 | 15.74 | 2x21P    | 45.72      | 55.68 | 53.84 |
| 2x7P     | 10.16      | 20.12 | 18.28 | 2x22P    | 48.26      | 58.22 | 56.38 |
| 2x8P     | 12.70      | 22.66 | 20.82 | 2x23P    | 50.80      | 60.76 | 58.92 |
| 2x9P     | 15.24      | 25.20 | 23.36 | 2x24P    | 53.34      | 63.30 | 61.46 |
| 2x10P    | 17.78      | 27.74 | 25.90 | 2x25P    | 55.88      | 65.84 | 64.00 |
| 2x11P    | 20.32      | 30.28 | 28.44 | 2x26P    | 58.42      | 68.38 | 66.54 |
| 2x12P    | 22.86      | 32.82 | 30.98 | 2x27P    | 60.96      | 70.92 | 69.08 |
| 2x13P    | 25.40      | 35.36 | 33.52 | 2x28P    | 63.50      | 73.46 | 71.62 |
| 2x14P    | 27.94      | 37.90 | 36.06 | 2x29P    | 66.04      | 76.00 | 74.16 |
| 2x15P    | 30.48      | 40.44 | 38.60 | 2x30P    | 68.58      | 78.54 | 76.70 |
| 2x16P    | 33.02      | 42.98 | 41.14 | 2x31P    | 71.12      | 81.08 | 79.24 |
| 2x17P    | 35.56      | 45.52 | 43.68 | 2x32P    | 73.66      | 83.62 | 81.78 |

Unit: mm

### A2547WVB-S-2xXP

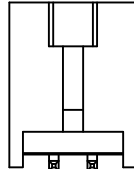
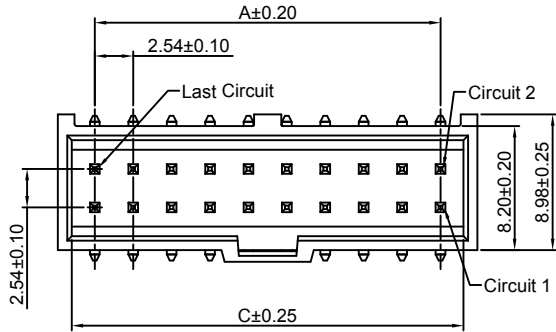
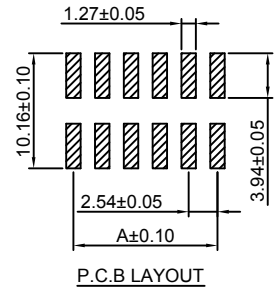
2.54mm Pitch 180° Box Header - SMT TYPE

**Reference Informations:**

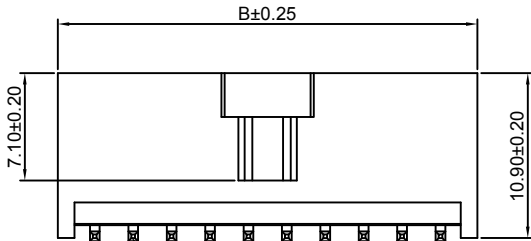
- \*Material: Pin: Brass/Gold over Nickel  
Insulator: Nylon 6T, UL94V-0
- \*Mates with CJT A2547HJ-2xXP series Dual row Housing
- \*Color: Black

Ordering Information:  
A2547WVB-S-2xXP - \*\*\* - \*\*\*  
1 2 3

- Part No.
- Material:  
(Blank): Nylon 6T, UL94V-0  
GWT: Nylon 6T, UL94V-0, GWT 750 °C
- Finish:  
(Blank): Gold-flash  
G15: 15µin (0.38µm) MIN. Select Gold (Mating Area)  
100µin (2.54µm) MIN. Select Tin  
G30: 30µin (0.76µm) MIN. Select Gold (Mating Area)  
100µin (2.54µm) MIN. Select Tin  
T: Tin over Nickel



2x2P



2x3P~2x34P

**Ordering Information & Dimensions:**

| PART NO. | Dimensions |       |       | PART NO. | Dimensions |       |       |
|----------|------------|-------|-------|----------|------------|-------|-------|
|          | A          | B     | C     |          | A          | B     | C     |
| 2x2P     | 2.54       | 7.42  | 5.58  | 2x19P    | 45.72      | 50.60 | 48.76 |
| 2x3P     | 5.08       | 9.96  | 8.12  | 2x20P    | 48.26      | 53.14 | 51.30 |
| 2x4P     | 7.62       | 12.50 | 10.66 | 2x21P    | 50.80      | 55.68 | 53.84 |
| 2x5P     | 10.16      | 15.04 | 13.20 | 2x22P    | 53.34      | 58.22 | 56.38 |
| 2x6P     | 12.70      | 17.58 | 15.74 | 2x23P    | 55.88      | 60.76 | 58.92 |
| 2x7P     | 15.24      | 20.12 | 18.28 | 2x24P    | 58.42      | 63.30 | 61.46 |
| 2x8P     | 17.78      | 22.66 | 20.82 | 2x25P    | 60.96      | 65.84 | 64.00 |
| 2x9P     | 20.32      | 25.20 | 23.36 | 2x26P    | 63.50      | 68.38 | 66.54 |
| 2x10P    | 22.86      | 27.74 | 25.90 | 2x27P    | 66.04      | 70.92 | 69.08 |
| 2x11P    | 25.40      | 30.28 | 28.44 | 2x28P    | 68.58      | 73.46 | 71.62 |
| 2x12P    | 27.94      | 32.82 | 30.98 | 2x29P    | 71.12      | 76.00 | 74.16 |
| 2x13P    | 30.48      | 35.36 | 33.52 | 2x30P    | 73.66      | 78.54 | 76.70 |
| 2x14P    | 33.02      | 37.90 | 36.06 | 2x31P    | 76.20      | 81.08 | 79.24 |
| 2x15P    | 35.56      | 40.44 | 38.60 | 2x32P    | 78.74      | 83.62 | 81.78 |
| 2x16P    | 38.10      | 42.98 | 41.14 | 2x33P    | 81.28      | 86.16 | 84.32 |
| 2x17P    | 40.64      | 45.52 | 43.68 | 2x34P    | 83.82      | 88.70 | 86.86 |
| 2x18P    | 43.18      | 48.06 | 46.22 |          |            |       |       |

Unit: mm

### A2547WVB-S-2xXP-A

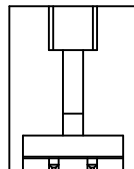
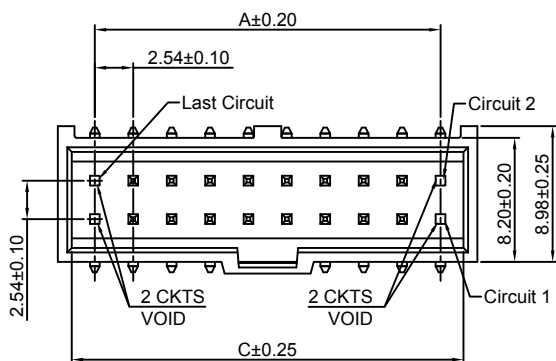
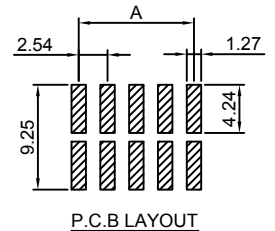
2.54mm Pitch 180° Box Header - SMT TYPE VERSION WITH VOIDS

**Reference Informations:**

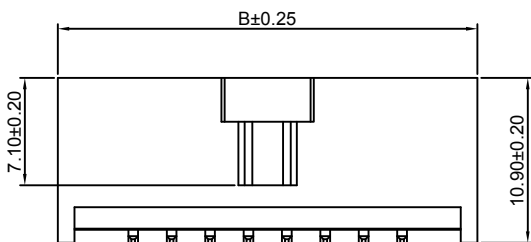
- \*Material: Pin: Brass/Gold over Nickel  
Insulator: Nylon 6T, UL94V-0
- \*Mates with CJT A2547HJ-2xXP series Housing
- \*Color: Black

Ordering Information:  
A2547WVB-S-2xXP-A - \*\*\* - \*\*\*  
1 2 3

- Part No.
- Material:  
(Blank): Nylon 6T, UL94V-0  
GWT: Nylon 6T, UL94V-0, GWT 750 °C
- Finish:  
(Blank): Gold-flash  
G15: 15µin (0.38µm) MIN. Select Gold (Mating Area)  
100µin (2.54µm) MIN. Select Tin  
G30: 30µin (0.76µm) MIN. Select Gold (Mating Area)  
100µin (2.54µm) MIN. Select Tin  
T: Tin over Nickel



2x2P



2x3P~2x34P

**Ordering Information & Dimensions:**

| PART NO. | Dimensions |       |       | PART NO. | Dimensions |       |       |
|----------|------------|-------|-------|----------|------------|-------|-------|
|          | A          | B     | C     |          | A          | B     | C     |
| 2x3P     | ---        | 9.96  | 8.12  | 2x18P    | 38.10      | 48.06 | 46.22 |
| 2x4P     | 2.54       | 12.50 | 10.66 | 2x19P    | 40.64      | 50.60 | 48.76 |
| 2x5P     | 5.08       | 15.04 | 13.20 | 2x20P    | 43.18      | 53.14 | 51.30 |
| 2x6P     | 7.62       | 17.58 | 15.74 | 2x21P    | 45.72      | 55.68 | 53.84 |
| 2x7P     | 10.16      | 20.12 | 18.28 | 2x22P    | 48.26      | 58.22 | 56.38 |
| 2x8P     | 12.70      | 22.66 | 20.82 | 2x23P    | 50.80      | 60.76 | 58.92 |
| 2x9P     | 15.24      | 25.20 | 23.36 | 2x24P    | 53.34      | 63.30 | 61.46 |
| 2x10P    | 17.78      | 27.74 | 25.90 | 2x25P    | 55.88      | 65.84 | 64.00 |
| 2x11P    | 20.32      | 30.28 | 28.44 | 2x26P    | 58.42      | 68.38 | 66.54 |
| 2x12P    | 22.86      | 32.82 | 30.98 | 2x27P    | 60.96      | 70.92 | 69.08 |
| 2x13P    | 25.40      | 35.36 | 33.52 | 2x28P    | 63.50      | 73.46 | 71.62 |
| 2x14P    | 27.94      | 37.90 | 36.06 | 2x29P    | 66.04      | 76.00 | 74.16 |
| 2x15P    | 30.48      | 40.44 | 38.60 | 2x30P    | 68.58      | 78.54 | 76.70 |
| 2x16P    | 33.02      | 42.98 | 41.14 | 2x31P    | 71.12      | 81.08 | 79.24 |
| 2x17P    | 35.56      | 45.52 | 43.68 | 2x32P    | 73.66      | 83.62 | 81.78 |

Unit: mm



### A2547WVC-2xXP

2.54mm Pitch 180° Box Header

**Reference Informations:**

- \*Material: Pin: Brass/Gold over Nickel  
Insulator: PBT, UL94V-0
- \*Mates with CJT A2547 series Dual row Housing
- \*Color: Black

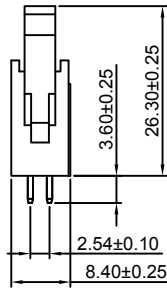
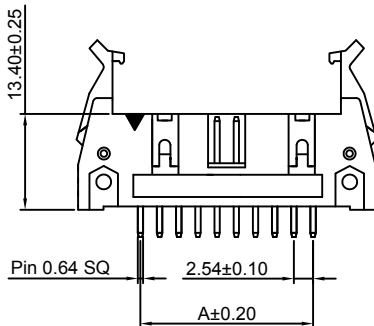
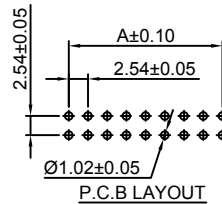
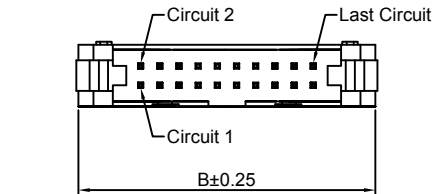
Ordering Information:  
A2547WVC-2xXP - \*\*\* - \*\*\*  
1 2 3

- Part No.
- Material:  
(Blank): PBT, UL94V-0  
6T: Nylon 6T, UL94V-0  
GWT: PBT, UL94V-0, GWT 750°C
- Finish:  
(Blank): Gold-flash  
G15: 15µin (0.38µm) MIN. Select Gold (Mating Area)  
100µin (2.54µm) MIN. Select Tin  
G30: 30µin (0.76µm) MIN. Select Gold (Mating Area)  
100µin (2.54µm) MIN. Select Tin  
T: Tin over Nickel

**Ordering Information & Dimensions:**

| PART NO. | Dimensions |        |
|----------|------------|--------|
|          | A          | B      |
| 2x5P     | 10.16      | 31.90  |
| 2x6P     | 12.70      | 34.44  |
| 2x7P     | 15.24      | 36.98  |
| 2x8P     | 17.78      | 39.52  |
| 2x9P     | 20.32      | 42.06  |
| 2x10P    | 22.86      | 44.60  |
| 2x11P    | 25.40      | 47.14  |
| 2x12P    | 27.94      | 49.68  |
| 2x13P    | 30.48      | 52.22  |
| 2x14P    | 33.02      | 54.76  |
| 2x15P    | 35.56      | 57.30  |
| 2x16P    | 38.10      | 59.84  |
| 2x17P    | 40.64      | 62.38  |
| 2x18P    | 43.18      | 64.92  |
| 2x19P    | 45.72      | 67.46  |
| 2x20P    | 48.26      | 70.00  |
| 2x21P    | 50.80      | 72.54  |
| 2x22P    | 53.34      | 75.08  |
| 2x23P    | 55.88      | 77.62  |
| 2x24P    | 58.42      | 80.16  |
| 2x25P    | 60.96      | 82.70  |
| 2x26P    | 63.50      | 85.24  |
| 2x27P    | 66.04      | 87.78  |
| 2x28P    | 68.58      | 90.32  |
| 2x29P    | 71.12      | 92.86  |
| 2x30P    | 73.66      | 95.40  |
| 2x31P    | 76.20      | 97.94  |
| 2x32P    | 78.74      | 100.48 |

Unit: mm



### A2547WRC-2xXP

2.54mm Pitch 90° Box Header

**Reference Informations:**

- \*Material: Pin: Brass/Gold over Nickel  
Insulator: PBT, UL94V-0
- \*Mates with CJT A2547 series Dual row Housing
- \*Color: Black

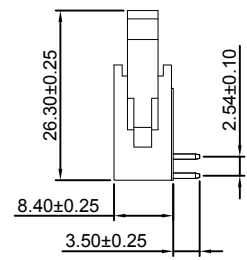
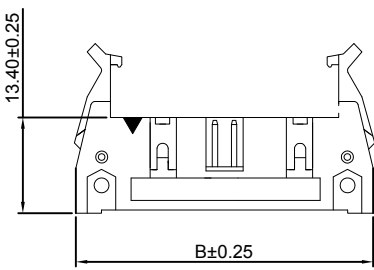
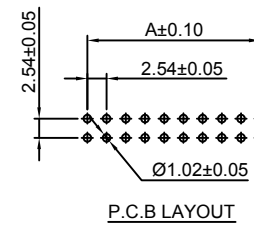
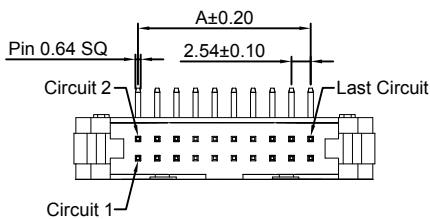
Ordering Information:  
A2547WRC-2xXP - \*\*\* - \*\*\*  
1 2 3

- Part No.
- Material:  
(Blank): PBT, UL94V-0  
6T: Nylon 6T, UL94V-0  
GWT: PBT, UL94V-0, GWT 750°C
- Finish:  
(Blank): Gold-flash  
G15: 15µin (0.38µm) MIN. Select Gold (Mating Area)  
100µin (2.54µm) MIN. Select Tin  
G30: 30µin (0.76µm) MIN. Select Gold (Mating Area)  
100µin (2.54µm) MIN. Select Tin  
T: Tin over Nickel

**Ordering Information & Dimensions:**

| PART NO. | Dimensions |        |
|----------|------------|--------|
|          | A          | B      |
| 2x5P     | 10.16      | 31.90  |
| 2x6P     | 12.70      | 34.44  |
| 2x7P     | 15.24      | 36.98  |
| 2x8P     | 17.78      | 39.52  |
| 2x9P     | 20.32      | 42.06  |
| 2x10P    | 22.86      | 44.60  |
| 2x11P    | 25.40      | 47.14  |
| 2x12P    | 27.94      | 49.68  |
| 2x13P    | 30.48      | 52.22  |
| 2x14P    | 33.02      | 54.76  |
| 2x15P    | 35.56      | 57.30  |
| 2x16P    | 38.10      | 59.84  |
| 2x17P    | 40.64      | 62.38  |
| 2x18P    | 43.18      | 64.92  |
| 2x19P    | 45.72      | 67.46  |
| 2x20P    | 48.26      | 70.00  |
| 2x21P    | 50.80      | 72.54  |
| 2x22P    | 53.34      | 75.08  |
| 2x23P    | 55.88      | 77.62  |
| 2x24P    | 58.42      | 80.16  |
| 2x25P    | 60.96      | 82.70  |
| 2x26P    | 63.50      | 85.24  |
| 2x27P    | 66.04      | 87.78  |
| 2x28P    | 68.58      | 90.32  |
| 2x29P    | 71.12      | 92.86  |
| 2x30P    | 73.66      | 95.40  |
| 2x31P    | 76.20      | 97.94  |
| 2x32P    | 78.74      | 100.48 |

Unit: mm



### A2547WV-N-2xXP

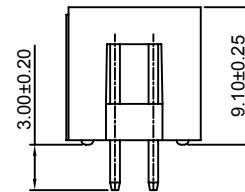
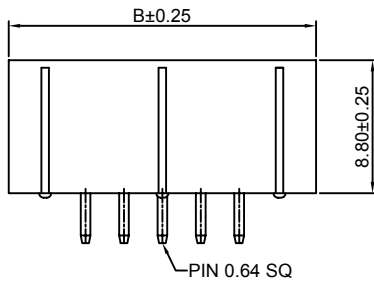
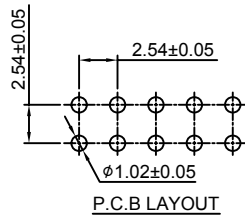
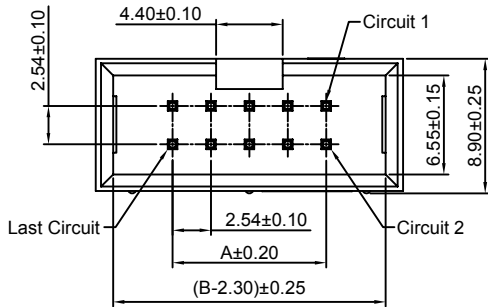
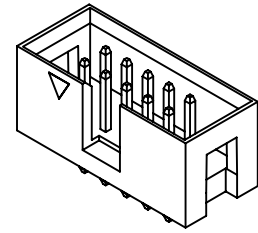
2.54mm Pitch 180° Dual Row Box Header

#### Reference Informations:

- \*Material: Pin: Brass/Gold over Nickel  
Insulator: PBT, UL94V-0
- \*Mates with CJT A2541H-N-2xXP, A2541H-N-2xXP-2, A2547HN-2xXP series Dual row Housing
- \*Color: Black

Ordering Information:  
A2547WV-N-2xXP - \*\*\* - \*\*\*  
1 2 3

1. Part No.  
2. Material:  
(Blank): PBT, UL94V-0  
6T: Nylon 6T, UL94V-0  
6WT: PBT, UL94V-0, GWT 750 °C  
3. Finish:  
(Blank): Gold-flash  
G15: 15µm (0.38µm) MIN. Select Gold (Mating Area)  
100µm (2.54µm) MIN. Select Tin  
G30: 30µm (0.76µm) MIN. Select Gold (Mating Area)  
100µm (2.54µm) MIN. Select Tin  
T: Tin over Nickel



#### Ordering Information & Dimensions:

| PART NO. | Dimensions |       | PART NO. | Dimensions |        |
|----------|------------|-------|----------|------------|--------|
|          | A          | B     |          | A          | B      |
| 2x2P     | 2.54       | 12.70 | 2x22P    | 53.34      | 63.50  |
| 2x3P     | 5.08       | 15.24 | 2x23P    | 55.88      | 66.04  |
| 2x4P     | 7.62       | 17.78 | 2x24P    | 58.42      | 68.58  |
| 2x5P     | 10.16      | 20.32 | 2x25P    | 60.96      | 71.12  |
| 2x6P     | 12.70      | 22.86 | 2x26P    | 63.50      | 73.66  |
| 2x7P     | 15.24      | 25.40 | 2x27P    | 66.04      | 76.20  |
| 2x8P     | 17.78      | 27.94 | 2x28P    | 68.58      | 78.74  |
| 2x9P     | 20.32      | 30.48 | 2x29P    | 71.12      | 81.28  |
| 2x10P    | 22.86      | 33.02 | 2x30P    | 73.66      | 83.82  |
| 2x11P    | 25.40      | 35.56 | 2x31P    | 76.20      | 86.36  |
| 2x12P    | 27.94      | 38.10 | 2x32P    | 78.74      | 88.90  |
| 2x13P    | 30.48      | 40.64 | 2x33P    | 81.28      | 91.44  |
| 2x14P    | 33.02      | 43.18 | 2x34P    | 83.82      | 93.98  |
| 2x15P    | 35.56      | 45.72 | 2x35P    | 86.36      | 96.52  |
| 2x16P    | 38.10      | 48.26 | 2x36P    | 88.90      | 99.06  |
| 2x17P    | 40.64      | 50.80 | 2x37P    | 91.44      | 101.60 |
| 2x18P    | 43.18      | 53.34 | 2x38P    | 93.98      | 104.14 |
| 2x19P    | 45.72      | 55.88 | 2x39P    | 96.52      | 106.68 |
| 2x20P    | 48.26      | 58.42 | 2x40P    | 99.06      | 109.22 |
| 2x21P    | 50.80      | 60.96 |          |            |        |

Unit: mm

### A2547WR-N-2xXP

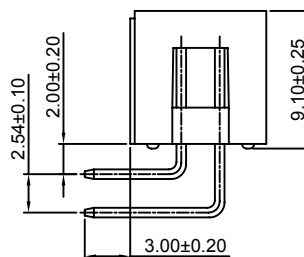
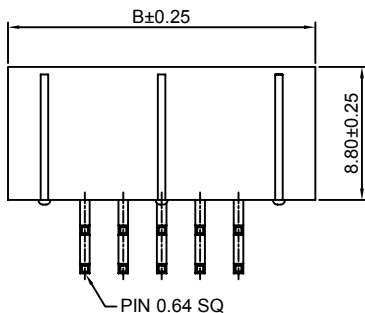
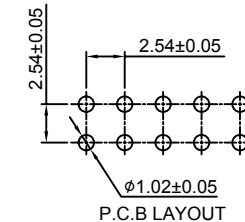
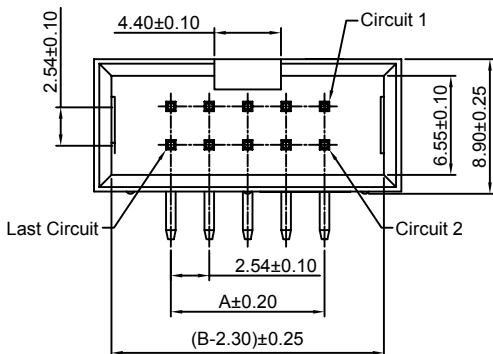
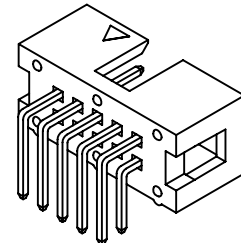
2.54mm Pitch 90° Dual Row Box Header

#### Reference Informations:

- \*Material: Pin: Brass/Gold over Nickel  
Insulator: PBT, UL94V-0
- \*Mates with CJT A2541H-N-2xXP, A2541H-N-2xXP-2, A2547HN-2xXP series Dual row Housing
- \*Color: Black

Ordering Information:  
A2547WR-N-2xXP - \*\*\* - \*\*\*  
1 2 3

1. Part No.  
2. Material:  
(Blank): PBT, UL94V-0  
6T: Nylon 6T, UL94V-0  
6WT: PBT, UL94V-0, GWT 750 °C  
3. Finish:  
(Blank): Gold-flash  
G15: 15µm (0.38µm) MIN. Select Gold (Mating Area)  
100µm (2.54µm) MIN. Select Tin  
G30: 30µm (0.76µm) MIN. Select Gold (Mating Area)  
100µm (2.54µm) MIN. Select Tin  
T: Tin over Nickel



#### Ordering Information & Dimensions:

| PART NO. | Dimensions |       | PART NO. | Dimensions |        |
|----------|------------|-------|----------|------------|--------|
|          | A          | B     |          | A          | B      |
| 2x2P     | 2.54       | 12.70 | 2x22P    | 53.34      | 63.50  |
| 2x3P     | 5.08       | 15.24 | 2x23P    | 55.88      | 66.04  |
| 2x4P     | 7.62       | 17.78 | 2x24P    | 58.42      | 68.58  |
| 2x5P     | 10.16      | 20.32 | 2x25P    | 60.96      | 71.12  |
| 2x6P     | 12.70      | 22.86 | 2x26P    | 63.50      | 73.66  |
| 2x7P     | 15.24      | 25.40 | 2x27P    | 66.04      | 76.20  |
| 2x8P     | 17.78      | 27.94 | 2x28P    | 68.58      | 78.74  |
| 2x9P     | 20.32      | 30.48 | 2x29P    | 71.12      | 81.28  |
| 2x10P    | 22.86      | 33.02 | 2x30P    | 73.66      | 83.82  |
| 2x11P    | 25.40      | 35.56 | 2x31P    | 76.20      | 86.36  |
| 2x12P    | 27.94      | 38.10 | 2x32P    | 78.74      | 88.90  |
| 2x13P    | 30.48      | 40.64 | 2x33P    | 81.28      | 91.44  |
| 2x14P    | 33.02      | 43.18 | 2x34P    | 83.82      | 93.98  |
| 2x15P    | 35.56      | 45.72 | 2x35P    | 86.36      | 96.52  |
| 2x16P    | 38.10      | 48.26 | 2x36P    | 88.90      | 99.06  |
| 2x17P    | 40.64      | 50.80 | 2x37P    | 91.44      | 101.60 |
| 2x18P    | 43.18      | 53.34 | 2x38P    | 93.98      | 104.14 |
| 2x19P    | 45.72      | 55.88 | 2x39P    | 96.52      | 106.68 |
| 2x20P    | 48.26      | 58.42 | 2x40P    | 99.06      | 109.22 |
| 2x21P    | 50.80      | 60.96 |          |            |        |

Unit: mm

### A2547WV-S-2xXP

2.54mm Pitch 180° Box Header - SMT TYPE

#### Reference Informations:

- \*Material: Pin: Brass/Gold over Nickel  
Insulator: Nylon 6T, UL94V-0
- \*Mates with CJT A2547H, HA, HB, HC, HF, HG, HS-2xXP series Dual row Housing
- \*Color: Black

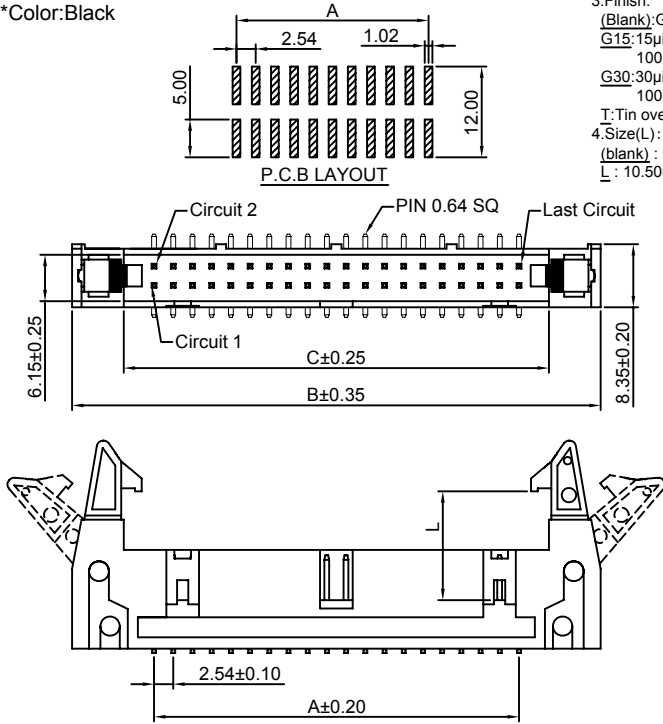
Ordering Information:  
A2547WV-S-2xXP - <sup>\*\*\*</sup>/<sub>1</sub> - <sup>\*\*\*</sup>/<sub>2</sub> - <sup>\*\*\*</sup>/<sub>3</sub> - <sup>\*\*\*</sup>/<sub>4</sub>

1. Part No.
2. Material:  
(Blank): Nylon 6T, UL94V-0  
GWT: Nylon 6T, UL94V-0, GWT 750 °C
3. Finish:  
(Blank): Gold-flash  
G15: 15µm (0.38µm) MIN. Select Gold (Mating Area)  
100µm (2.54µm) MIN. Select Tin  
G30: 30µm (0.76µm) MIN. Select Gold (Mating Area)  
100µm (2.54µm) MIN. Select Tin  
T: Tin over Nickel
4. Size (L):  
(blank): 14.35mm  
L: 10.50mm

#### Ordering Information & Dimensions:

| PART NO. | Dimensions |        |       |
|----------|------------|--------|-------|
|          | A          | B      | C     |
| 2x3P     | 5.08       | 26.92  | 13.14 |
| 2x4P     | 7.62       | 29.46  | 15.68 |
| 2x5P     | 10.16      | 32.00  | 18.22 |
| 2x6P     | 12.70      | 34.54  | 20.76 |
| 2x7P     | 15.24      | 37.08  | 23.30 |
| 2x8P     | 17.78      | 39.62  | 25.84 |
| 2x9P     | 20.32      | 42.16  | 28.38 |
| 2x10P    | 22.86      | 44.70  | 30.92 |
| 2x11P    | 25.40      | 47.24  | 33.46 |
| 2x12P    | 27.94      | 49.78  | 36.00 |
| 2x13P    | 30.48      | 52.32  | 38.54 |
| 2x14P    | 33.02      | 54.86  | 41.08 |
| 2x15P    | 35.56      | 57.40  | 43.62 |
| 2x16P    | 38.10      | 59.94  | 46.16 |
| 2x17P    | 40.64      | 62.48  | 48.70 |
| 2x18P    | 43.18      | 65.02  | 51.24 |
| 2x19P    | 45.72      | 67.56  | 53.78 |
| 2x20P    | 48.26      | 70.10  | 56.32 |
| 2x21P    | 50.80      | 72.64  | 58.86 |
| 2x22P    | 53.34      | 75.18  | 61.40 |
| 2x23P    | 55.88      | 77.72  | 63.94 |
| 2x24P    | 58.42      | 80.26  | 66.48 |
| 2x25P    | 60.96      | 82.80  | 69.02 |
| 2x26P    | 63.50      | 85.34  | 71.56 |
| 2x27P    | 66.04      | 87.88  | 74.10 |
| 2x28P    | 68.58      | 90.42  | 76.64 |
| 2x29P    | 71.12      | 92.96  | 79.18 |
| 2x30P    | 73.66      | 95.50  | 81.72 |
| 2x31P    | 76.20      | 98.04  | 84.26 |
| 2x32P    | 78.74      | 100.58 | 86.80 |

Unit: mm



### A2547WV-N-S-2xXP

2.54mm Pitch 180° Box Header - SMT TYPE

#### Reference Informations:

- \*Material: Pin: Brass/Gold over Nickel  
Insulator: Nylon 6T, UL94V-0
- \*Mates with CJT A2541H-2xXP, A2541H-N-2xXP, A2547HN-2xXP series Dual row Housing
- \*Color: Black

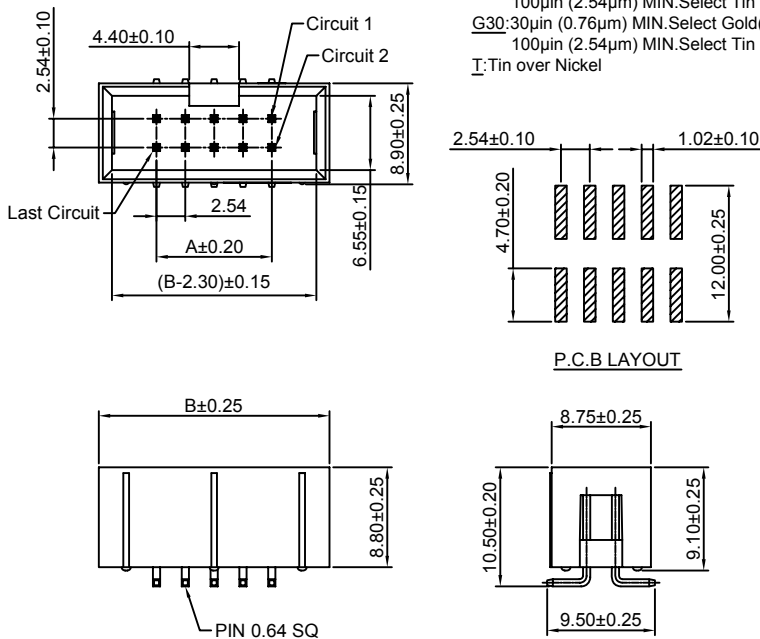
Ordering Information:  
A2547WV-N-S-2xXP - <sup>\*\*\*</sup>/<sub>1</sub> - <sup>\*\*\*</sup>/<sub>2</sub> - <sup>\*\*\*</sup>/<sub>3</sub>

1. Part No.
2. Material:  
(Blank): Nylon 6T, UL94V-0  
GWT: Nylon 6T, UL94V-0, GWT 750 °C
3. Finish:  
(Blank): Gold-flash  
G15: 15µm (0.38µm) MIN. Select Gold (Mating Area)  
100µm (2.54µm) MIN. Select Tin  
G30: 30µm (0.76µm) MIN. Select Gold (Mating Area)  
100µm (2.54µm) MIN. Select Tin  
T: Tin over Nickel

#### Ordering Information & Dimensions:

| PART NO. | Dimensions |       | PART NO. | Dimensions |        |
|----------|------------|-------|----------|------------|--------|
|          | A          | B     |          | A          | B      |
| 2x2P     | 2.54       | 12.70 | 2x22P    | 53.34      | 63.50  |
| 2x3P     | 5.08       | 15.24 | 2x23P    | 55.88      | 66.04  |
| 2x4P     | 7.62       | 17.78 | 2x24P    | 58.42      | 68.58  |
| 2x5P     | 10.16      | 20.32 | 2x25P    | 60.96      | 71.12  |
| 2x6P     | 12.70      | 22.86 | 2x26P    | 63.50      | 73.66  |
| 2x7P     | 15.24      | 25.40 | 2x27P    | 66.04      | 76.20  |
| 2x8P     | 17.78      | 27.94 | 2x28P    | 68.58      | 78.74  |
| 2x9P     | 20.32      | 30.48 | 2x29P    | 71.12      | 81.28  |
| 2x10P    | 22.86      | 33.02 | 2x30P    | 73.66      | 83.82  |
| 2x11P    | 25.40      | 35.56 | 2x31P    | 76.20      | 86.36  |
| 2x12P    | 27.94      | 38.10 | 2x32P    | 78.74      | 88.90  |
| 2x13P    | 30.48      | 40.64 | 2x33P    | 81.28      | 91.44  |
| 2x14P    | 33.02      | 43.18 | 2x34P    | 83.82      | 93.98  |
| 2x15P    | 35.56      | 45.72 | 2x35P    | 86.36      | 96.52  |
| 2x16P    | 38.10      | 48.26 | 2x36P    | 88.90      | 99.06  |
| 2x17P    | 40.64      | 50.80 | 2x37P    | 91.44      | 101.60 |
| 2x18P    | 43.18      | 53.34 | 2x38P    | 93.98      | 104.14 |
| 2x19P    | 45.72      | 55.88 | 2x39P    | 96.52      | 106.68 |
| 2x20P    | 48.26      | 58.42 | 2x40P    | 99.06      | 109.22 |
| 2x21P    | 50.80      | 60.96 |          |            |        |

Unit: mm



### A2547WVA-N-2xXP

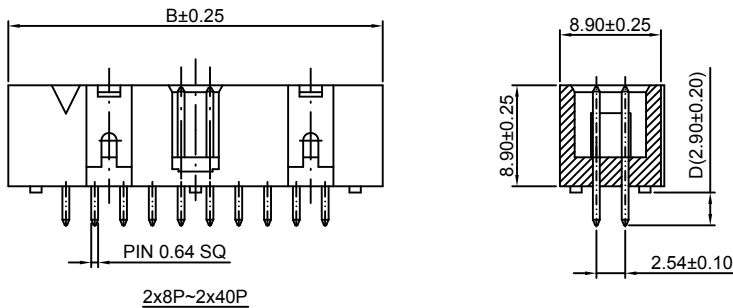
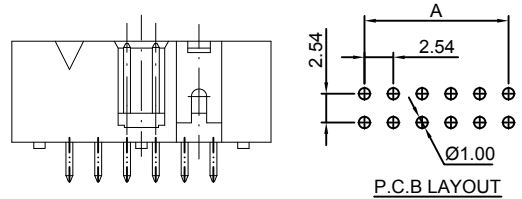
2.54mm Pitch 180° Box Header

#### Reference Informations:

- \*Material: Pin: Brass/Gold over Nickel  
Insulator: PBT, UL94V-0
- \*Mates with CJT A2547 series Dual row Housing
- \*Color: Black

Ordering Information:  
A2547WVA-N-2xXP - <sup>1</sup> - <sup>2</sup> - <sup>3</sup> - <sup>4</sup> - <sup>5</sup>

- Part No.
- Material:  
(Blank): PBT, UL94V-0  
6T: Nylon 6T, UL94V-0  
GWT: PBT, UL94V-0, GWT 750°C
- Color:  
(blank): Black  
GY: Gray  
BL: Blue
- Finish:  
(Blank): Gold-flash  
G15: 15µin (0.38µm) MIN. Select Gold (Mating Area)  
100µin (2.54µm) MIN. Select Tin  
G30: 30µin (0.76µm) MIN. Select Gold (Mating Area)  
100µin (2.54µm) MIN. Select Tin  
T: Tin over Nickel
- Size(D):  
(blank): 2.90mm  
D45: 4.50mm



#### Ordering Information & Dimensions:

| PART NO. | Dimensions |       | PART NO. | Dimensions |        |
|----------|------------|-------|----------|------------|--------|
|          | A          | B     |          | A          | B      |
| 2x6P     | 12.70      | 22.86 | 2x24P    | 58.42      | 68.58  |
| 2x7P     | 15.24      | 25.40 | 2x25P    | 60.96      | 71.12  |
| 2x8P     | 17.78      | 27.94 | 2x26P    | 63.50      | 73.66  |
| 2x9P     | 20.32      | 30.48 | 2x27P    | 66.04      | 76.20  |
| 2x10P    | 22.86      | 33.02 | 2x28P    | 68.58      | 78.74  |
| 2x11P    | 25.40      | 35.56 | 2x29P    | 71.12      | 81.28  |
| 2x12P    | 27.94      | 38.10 | 2x30P    | 73.66      | 83.82  |
| 2x13P    | 30.48      | 40.64 | 2x31P    | 76.20      | 86.36  |
| 2x14P    | 33.02      | 43.18 | 2x32P    | 78.74      | 88.90  |
| 2x15P    | 35.56      | 45.72 | 2x33P    | 81.28      | 91.44  |
| 2x16P    | 38.10      | 48.26 | 2x34P    | 83.82      | 93.98  |
| 2x17P    | 40.64      | 50.80 | 2x35P    | 86.36      | 96.52  |
| 2x18P    | 43.18      | 53.34 | 2x36P    | 88.90      | 99.06  |
| 2x19P    | 45.72      | 55.88 | 2x37P    | 91.44      | 101.60 |
| 2x20P    | 48.26      | 58.42 | 2x38P    | 93.98      | 104.14 |
| 2x21P    | 50.80      | 60.96 | 2x39P    | 96.52      | 106.68 |
| 2x22P    | 53.34      | 63.50 | 2x40P    | 99.06      | 109.22 |
| 2x23P    | 55.88      | 66.04 |          |            |        |

Unit: mm

### A2547WRA-N-2xXP

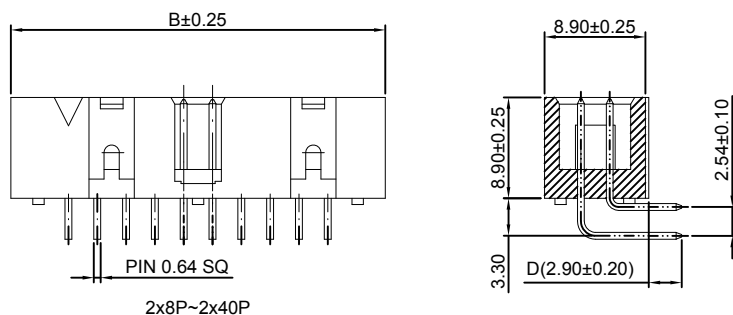
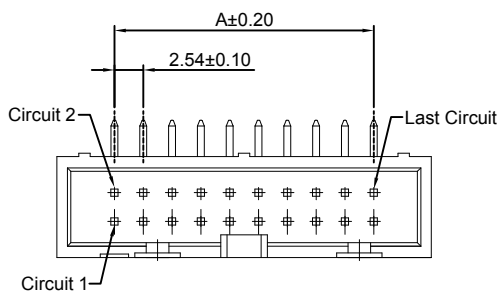
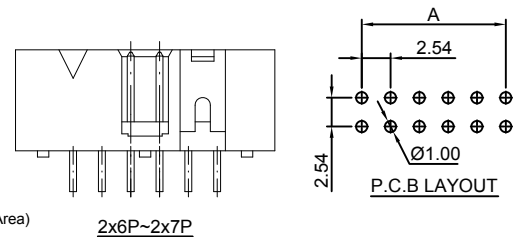
2.54mm Pitch 90° Box Header

#### Reference Informations:

- \*Material: Pin: Brass/Gold over Nickel  
Insulator: PBT, UL94V-0
- \*Mates with CJT A2547 series Dual row Housing
- \*Color: Black

Ordering Information:  
A2547WRA-N-2xXP - <sup>1</sup> - <sup>2</sup> - <sup>3</sup> - <sup>4</sup> - <sup>5</sup>

- Part No.
- Material:  
(Blank): PBT, UL94V-0  
6T: Nylon 6T, UL94V-0  
GWT: PBT, UL94V-0, GWT 750°C
- Color:  
(blank): Black  
GY: Gray  
BL: Blue
- Finish:  
(Blank): Gold-flash  
G15: 15µin (0.38µm) MIN. Select Gold (Mating Area)  
100µin (2.54µm) MIN. Select Tin  
G30: 30µin (0.76µm) MIN. Select Gold (Mating Area)  
100µin (2.54µm) MIN. Select Tin  
T: Tin over Nickel
- Size(D):  
(blank): 4.50mm  
D29: 2.90mm



#### Ordering Information & Dimensions:

| PART NO. | Dimensions |       | PART NO. | Dimensions |        |
|----------|------------|-------|----------|------------|--------|
|          | A          | B     |          | A          | B      |
| 2x6P     | 12.70      | 22.86 | 2x24P    | 58.42      | 68.58  |
| 2x7P     | 15.24      | 25.40 | 2x25P    | 60.96      | 71.12  |
| 2x8P     | 17.78      | 27.94 | 2x26P    | 63.50      | 73.66  |
| 2x9P     | 20.32      | 30.48 | 2x27P    | 66.04      | 76.20  |
| 2x10P    | 22.86      | 33.02 | 2x28P    | 68.58      | 78.74  |
| 2x11P    | 25.40      | 35.56 | 2x29P    | 71.12      | 81.28  |
| 2x12P    | 27.94      | 38.10 | 2x30P    | 73.66      | 83.82  |
| 2x13P    | 30.48      | 40.64 | 2x31P    | 76.20      | 86.36  |
| 2x14P    | 33.02      | 43.18 | 2x32P    | 78.74      | 88.90  |
| 2x15P    | 35.56      | 45.72 | 2x33P    | 81.28      | 91.44  |
| 2x16P    | 38.10      | 48.26 | 2x34P    | 83.82      | 93.98  |
| 2x17P    | 40.64      | 50.80 | 2x35P    | 86.36      | 96.52  |
| 2x18P    | 43.18      | 53.34 | 2x36P    | 88.90      | 99.06  |
| 2x19P    | 45.72      | 55.88 | 2x37P    | 91.44      | 101.60 |
| 2x20P    | 48.26      | 58.42 | 2x38P    | 93.98      | 104.14 |
| 2x21P    | 50.80      | 60.96 | 2x39P    | 96.52      | 106.68 |
| 2x22P    | 53.34      | 63.50 | 2x40P    | 99.06      | 109.22 |
| 2x23P    | 55.88      | 66.04 |          |            |        |

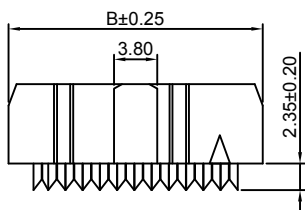
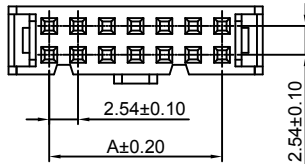
Unit: mm

### A2547FC-N-2xXP-Y

2.54mm Pitch IDC Socket

**Reference Informations:**

- \*Material:Pin:Brass/Tin over Nickel  
Insulator:PBT,UL94V-0
- \*Mates with CJT A2547 series Dual row Wafer
- \*Color:Black



**Ordering Information:**

A2547FC-N-2xXP-Y - \*\*\* - \*\* - \*\*\*  
1 2 3 4

- Part No.
- Material:  
(Blank):PBT,UL94V-0  
6T:Nylon 6T,UL94V-0  
GWT:PBT,UL94V-0,GWT 750°C
- Color:  
(blank):Black  
GY:Gray
- Finish:  
(Blank):Tin over Nickel  
G:Gold-flash  
G15:15µm (0.38µm) MIN.Select Gold(Mating Area)  
100µm (2.54µm) MIN.Select Tin  
G30:30µm (0.76µm) MIN.Select Gold(Mating Area)  
100µm (2.54µm) MIN.Select Tin

**Ordering Information & Dimensions:**

| PART NO. | Dimensions |       | PART NO. | Dimensions |       |
|----------|------------|-------|----------|------------|-------|
|          | A          | B     |          | A          | B     |
| 2x3P     | 5.08       | 12.42 | 2x16P    | 38.10      | 45.44 |
| 2x4P     | 10.16      | 14.96 | 2x17P    | 40.64      | 47.98 |
| 2x5P     | 15.24      | 17.50 | 2x18P    | 43.18      | 50.52 |
| 2x6P     | 20.32      | 20.04 | 2x19P    | 45.72      | 53.06 |
| 2x7P     | 25.40      | 22.58 | 2x20P    | 48.26      | 55.60 |
| 2x8P     | 30.48      | 25.12 | 2x21P    | 50.80      | 58.14 |
| 2x9P     | 35.56      | 27.66 | 2x22P    | 53.34      | 60.68 |
| 2x10P    | 40.64      | 30.20 | 2x23P    | 55.88      | 63.22 |
| 2x11P    | 45.72      | 32.74 | 2x24P    | 58.42      | 65.76 |
| 2x12P    | 50.80      | 35.28 | 2x25P    | 60.96      | 68.30 |
| 2x13P    | 55.88      | 37.82 | 2x30P    | 73.66      | 81.00 |
| 2x14P    | 60.96      | 40.36 | 2x32P    | 78.74      | 86.08 |
| 2x15P    | 66.04      | 42.90 |          |            |       |

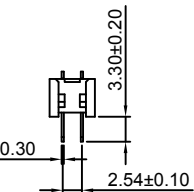
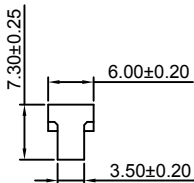
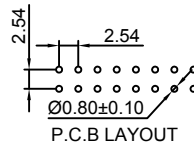
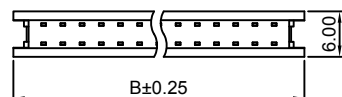
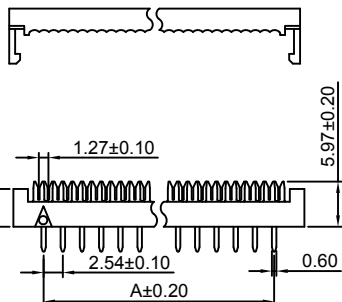
Unit: mm

### A2547FCWV-2xXP

2.54mm Pitch 180° IDC Wafer

**Reference Informations:**

- \*Material:Pin:Brass/Tin over Nickel  
Insulator:PBT,UL94V-0
- \*Color:Black



**Ordering Information:**

A2547FCWV-2xXP - \*\*\* - \*\* - \*\*\*  
1 2 3 4

- Part No.
- Material:  
(Blank):PBT,UL94V-0  
6T:Nylon 6T,UL94V-0  
GWT:PBT,UL94V-0,GWT 750°C
- Color:  
(blank):Black  
GY:Gray
- Finish:  
(Blank):Tin over Nickel  
G:Gold-flash  
G15:15µm (0.38µm) MIN.Select Gold(Mating Area)  
100µm (2.54µm) MIN.Select Tin  
G30:30µm (0.76µm) MIN.Select Gold(Mating Area)  
100µm (2.54µm) MIN.Select Tin

**Ordering Information & Dimensions:**

| PART NO. | Dimensions |       | PART NO. | Dimensions |       |
|----------|------------|-------|----------|------------|-------|
|          | A          | B     |          | A          | B     |
| 2x3P     | 5.08       | 13.08 | 2x16P    | 38.10      | 46.10 |
| 2x4P     | 10.16      | 15.62 | 2x17P    | 40.64      | 48.64 |
| 2x5P     | 15.24      | 18.16 | 2x18P    | 43.18      | 51.18 |
| 2x6P     | 20.32      | 20.70 | 2x19P    | 45.72      | 53.72 |
| 2x7P     | 25.40      | 23.24 | 2x20P    | 48.26      | 56.26 |
| 2x8P     | 30.48      | 25.78 | 2x21P    | 50.80      | 58.80 |
| 2x9P     | 35.56      | 28.32 | 2x22P    | 53.34      | 61.34 |
| 2x10P    | 40.64      | 30.86 | 2x23P    | 55.88      | 63.88 |
| 2x11P    | 45.72      | 33.40 | 2x24P    | 58.42      | 66.42 |
| 2x12P    | 50.80      | 35.94 | 2x25P    | 60.96      | 68.96 |
| 2x13P    | 55.88      | 38.48 | 2x30P    | 73.66      | 81.66 |
| 2x14P    | 60.96      | 41.02 | 2x32P    | 78.74      | 86.74 |
| 2x15P    | 66.04      | 43.56 |          |            |       |

Unit: mm

### A2547HI-2xXP

2.54mm Pitch 180° Box Header

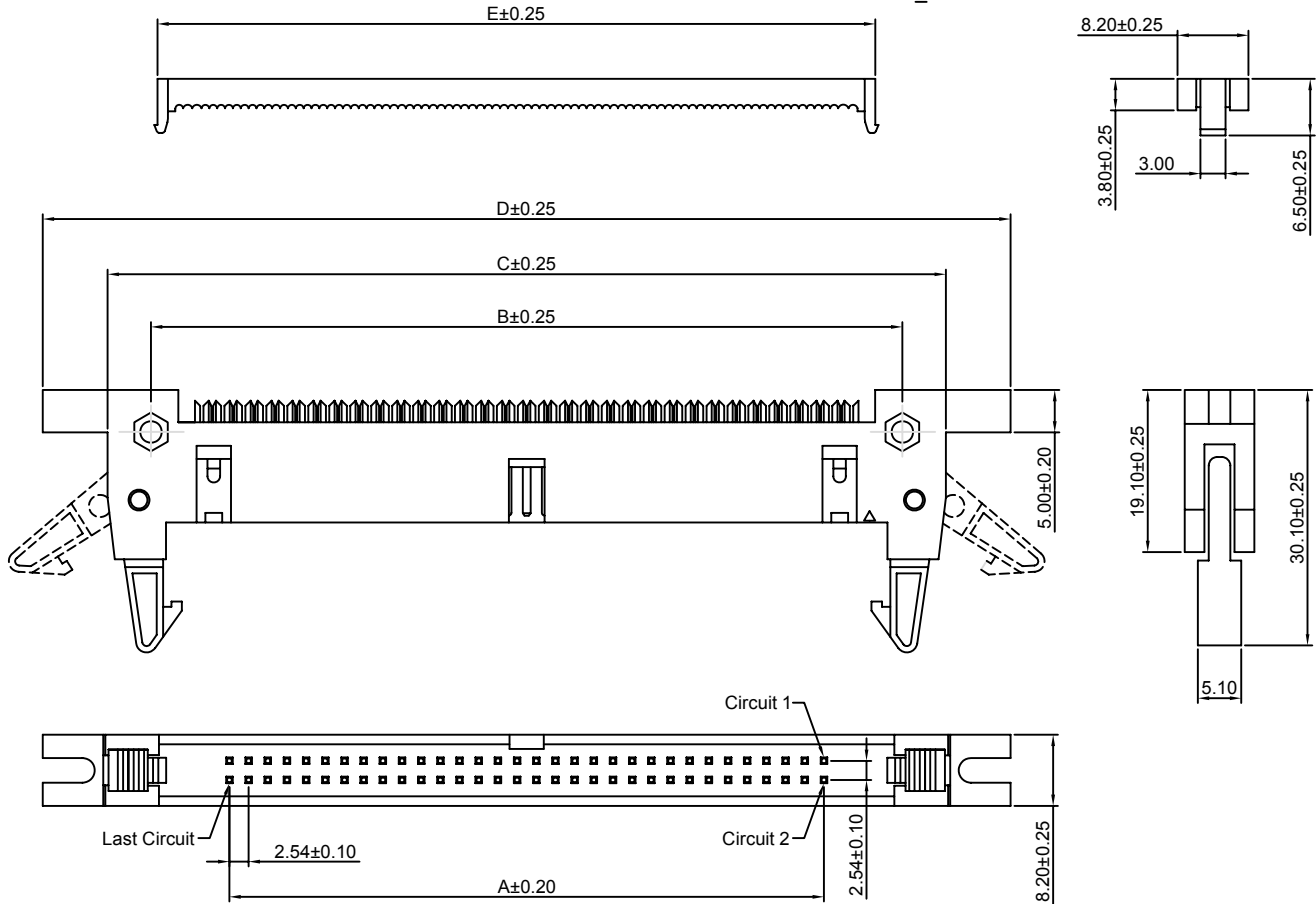
**Reference Informations:**

- \*Material: Pin: Brass/Gold over Nickel  
Insulator: PBT, UL94V-0
- \*Mates with CJT A2547H-2xXP series Dual row Housing
- \*Color: Gray

**Ordering Information:**

A2547HI-2xXP - \*\*\* - \*\*\*  
1 2 3

- 1. Part No.
- 2. Material:  
(Blank): PBT, UL94V-0  
6T: Nylon 6T, UL94V-0  
GWT: PBT, UL94V-0, GWT 750°C
- 3. Finish:  
(Blank): Gold-flash  
G15: 15µm (0.38µm) MIN. Select Gold (Mating Area)  
100µm (2.54µm) MIN. Select Tin  
G30: 30µm (0.76µm) MIN. Select Gold (Mating Area)  
100µm (2.54µm) MIN. Select Tin  
T: Tin over Nickel



**Ordering Information & Dimensions:**

| PART NO. | Dimensions |       |       |       |       | PART NO. | Dimensions |       |        |        |       |
|----------|------------|-------|-------|-------|-------|----------|------------|-------|--------|--------|-------|
|          | A          | B     | C     | D     | E     |          | A          | B     | C      | D      | E     |
| 2x5P     | 10.16      | 24.39 | 31.92 | 47.32 | 17.27 | 2x19P    | 45.72      | 59.95 | 67.18  | 82.88  | 52.83 |
| 2x6P     | 12.70      | 26.93 | 34.46 | 49.86 | 19.81 | 2x20P    | 48.26      | 62.49 | 69.72  | 85.42  | 55.37 |
| 2x7P     | 15.24      | 29.47 | 37.00 | 52.40 | 22.35 | 2x21P    | 50.80      | 65.03 | 72.26  | 87.96  | 57.91 |
| 2x8P     | 17.78      | 32.01 | 39.54 | 54.94 | 24.89 | 2x22P    | 53.34      | 67.57 | 74.80  | 90.50  | 60.45 |
| 2x9P     | 20.32      | 34.55 | 42.08 | 57.48 | 27.43 | 2x23P    | 55.88      | 70.11 | 77.34  | 93.04  | 62.99 |
| 2x10P    | 22.86      | 37.09 | 44.62 | 60.02 | 29.97 | 2x24P    | 58.42      | 72.65 | 79.88  | 95.58  | 65.53 |
| 2x11P    | 25.40      | 39.63 | 47.16 | 62.56 | 32.51 | 2x25P    | 60.96      | 75.19 | 82.42  | 98.12  | 68.07 |
| 2x12P    | 27.94      | 42.17 | 49.70 | 65.10 | 35.05 | 2x26P    | 63.50      | 77.73 | 84.96  | 100.66 | 70.61 |
| 2x13P    | 30.48      | 44.71 | 52.24 | 67.64 | 37.59 | 2x27P    | 66.04      | 80.27 | 87.50  | 103.20 | 73.15 |
| 2x14P    | 33.02      | 47.25 | 54.78 | 70.18 | 40.13 | 2x28P    | 68.58      | 82.81 | 90.04  | 105.74 | 75.69 |
| 2x15P    | 35.56      | 49.79 | 57.32 | 72.72 | 42.67 | 2x29P    | 71.12      | 85.35 | 92.58  | 108.28 | 78.23 |
| 2x16P    | 38.10      | 52.33 | 59.86 | 75.26 | 45.21 | 2x30P    | 73.66      | 87.89 | 95.12  | 110.82 | 80.77 |
| 2x17P    | 40.64      | 54.87 | 62.40 | 77.80 | 47.75 | 2x31P    | 76.20      | 90.43 | 97.66  | 113.36 | 83.31 |
| 2x18P    | 43.18      | 57.41 | 64.94 | 80.34 | 50.29 | 2x32P    | 78.74      | 92.97 | 100.20 | 115.90 | 85.85 |

Unit: mm

### A2547HIA-2xXP

2.54mm Pitch 180° Box Header

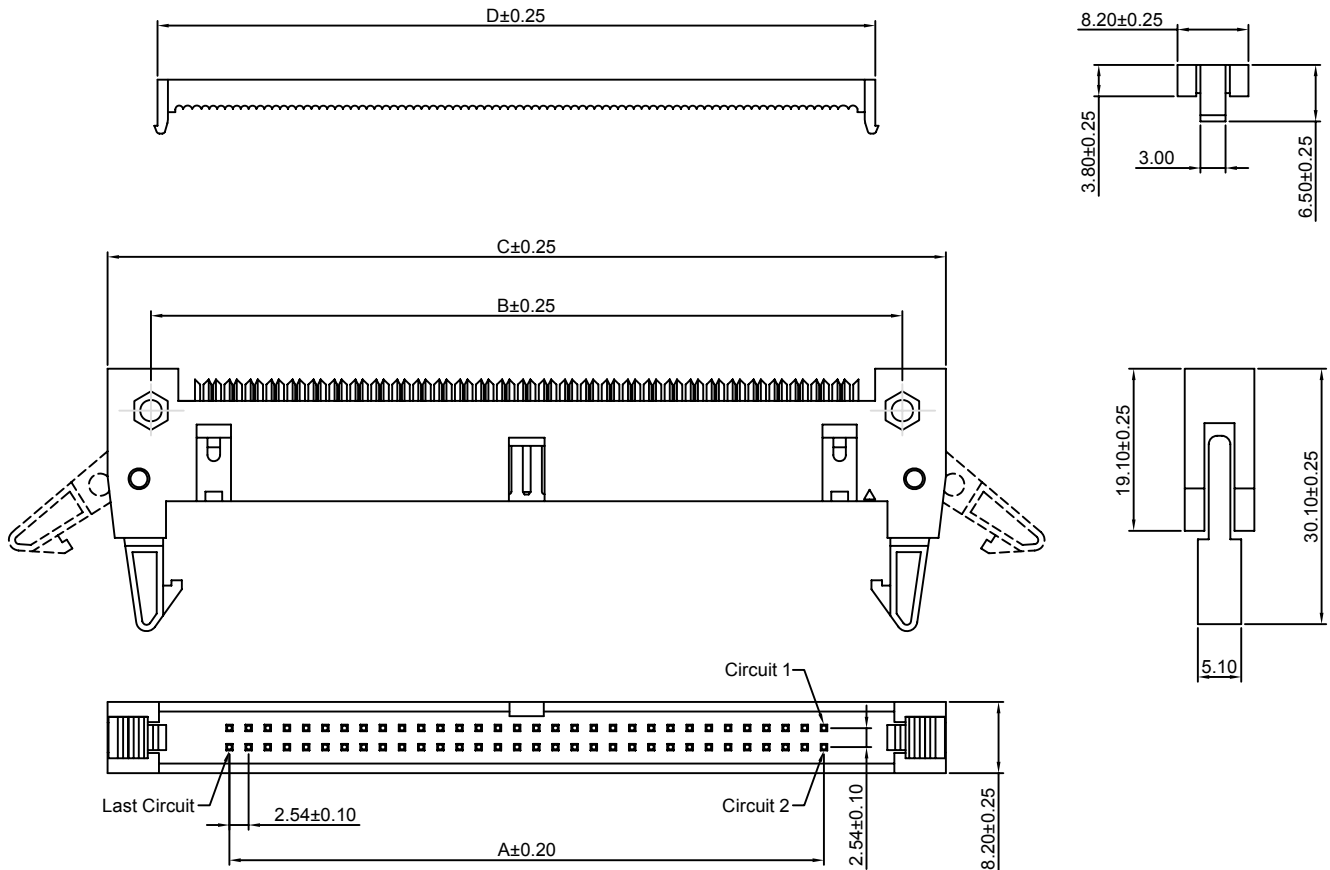
**Reference Informations:**

- \*Material: Pin: Brass/Gold over Nickel  
Insulator: PBT, UL94V-0
- \*Mates with CJT A2547H-2xXP series Dual row Housing
- \*Color: Gray

**Ordering Information:**

A2547HIA-2xXP - \*\*\* - \*\*\*  
1 2 3

1. Part No.
2. Material:  
(Blank): PBT, UL94V-0  
6T: Nylon 6T, UL94V-0  
GWT: PBT, UL94V-0, GWT 750°C
3. Finish:  
(Blank): Gold-flash  
G15: 15µm (0.38µm) MIN. Select Gold (Mating Area)  
100µm (2.54µm) MIN. Select Tin  
G30: 30µm (0.76µm) MIN. Select Gold (Mating Area)  
100µm (2.54µm) MIN. Select Tin  
T: Tin over Nickel



**Ordering Information & Dimensions:**

| PART NO. | Dimensions |       |       |       | PART NO. | Dimensions |       |        |       |
|----------|------------|-------|-------|-------|----------|------------|-------|--------|-------|
|          | A          | B     | C     | D     |          | A          | B     | C      | D     |
| 2x5P     | 10.16      | 24.39 | 31.92 | 17.27 | 2x19P    | 45.72      | 59.95 | 67.18  | 52.83 |
| 2x6P     | 12.70      | 26.93 | 34.46 | 19.81 | 2x20P    | 48.26      | 62.49 | 69.72  | 55.37 |
| 2x7P     | 15.24      | 29.47 | 37.00 | 22.35 | 2x21P    | 50.80      | 65.03 | 72.26  | 57.91 |
| 2x8P     | 17.78      | 32.01 | 39.54 | 24.89 | 2x22P    | 53.34      | 67.57 | 74.80  | 60.45 |
| 2x9P     | 20.32      | 34.55 | 42.08 | 27.43 | 2x23P    | 55.88      | 70.11 | 77.34  | 62.99 |
| 2x10P    | 22.86      | 37.09 | 44.62 | 29.97 | 2x24P    | 58.42      | 72.65 | 79.88  | 65.53 |
| 2x11P    | 25.40      | 39.63 | 47.16 | 32.51 | 2x25P    | 60.96      | 75.19 | 82.42  | 68.07 |
| 2x12P    | 27.94      | 42.17 | 49.70 | 35.05 | 2x26P    | 63.50      | 77.73 | 84.96  | 70.61 |
| 2x13P    | 30.48      | 44.71 | 52.24 | 37.59 | 2x27P    | 66.04      | 80.27 | 87.50  | 73.15 |
| 2x14P    | 33.02      | 47.25 | 54.78 | 40.13 | 2x28P    | 68.58      | 82.81 | 90.04  | 75.69 |
| 2x15P    | 35.56      | 49.79 | 57.32 | 42.67 | 2x29P    | 71.12      | 85.35 | 92.58  | 78.23 |
| 2x16P    | 38.10      | 52.33 | 59.86 | 45.21 | 2x30P    | 73.66      | 87.89 | 95.12  | 80.77 |
| 2x17P    | 40.64      | 54.87 | 62.40 | 47.75 | 2x31P    | 76.20      | 90.43 | 97.66  | 83.31 |
| 2x18P    | 43.18      | 57.41 | 64.94 | 50.29 | 2x32P    | 78.74      | 92.97 | 100.20 | 85.85 |

Unit: mm

## X-ON Electronics

Largest Supplier of Electrical and Electronic Components

*Click to view similar products for [Headers & Wire Housings](#) category:*

*Click to view products by [Changjiang](#) manufacturer:*

Other Similar products are found below :

[95000-104TRLF](#) [10135584-644402LF](#) [DF62W-EP2022PCA](#) [95000-106TRLF](#) [DF62W-2022SCA](#) [DF62W-EP2022PC](#) [2203348](#) [DF62W-2022SC](#) [1084018](#) [1029039](#) [1084017](#) [802-10-012-10-002000](#) [1112640](#) [1112639](#) [891-007-9SS-BST1T](#) [000-34000](#) [0008550134](#) [0009482033](#) [0009507031](#) [57102-F02-18ULF](#) [57102-S06-03LF](#) [57202-S52-04LF](#) [PCN6-15S-2.5E](#) [0039019024](#) [58102-G61-06LF](#) [582553-1](#) [0009485154](#) [0009508121](#) [0022285053](#) [0050291907](#) [018731A](#) [LY20-4P-DT1-P1E-BR](#) [02.125.8002.8](#) [60101931](#) [60598-1 \(Cut Strip\)](#) [M1625-3R/100](#) [61062-3](#) [61082-181009](#) [CSU011177004](#) [636-1427](#) [638009-1](#) [641938-9](#) [641991-4](#) [644168-1](#) [644827-2](#) [647662-1](#) [65039-019ELF](#) [65692-001LF](#) [65781-018](#) [65781-047](#)