

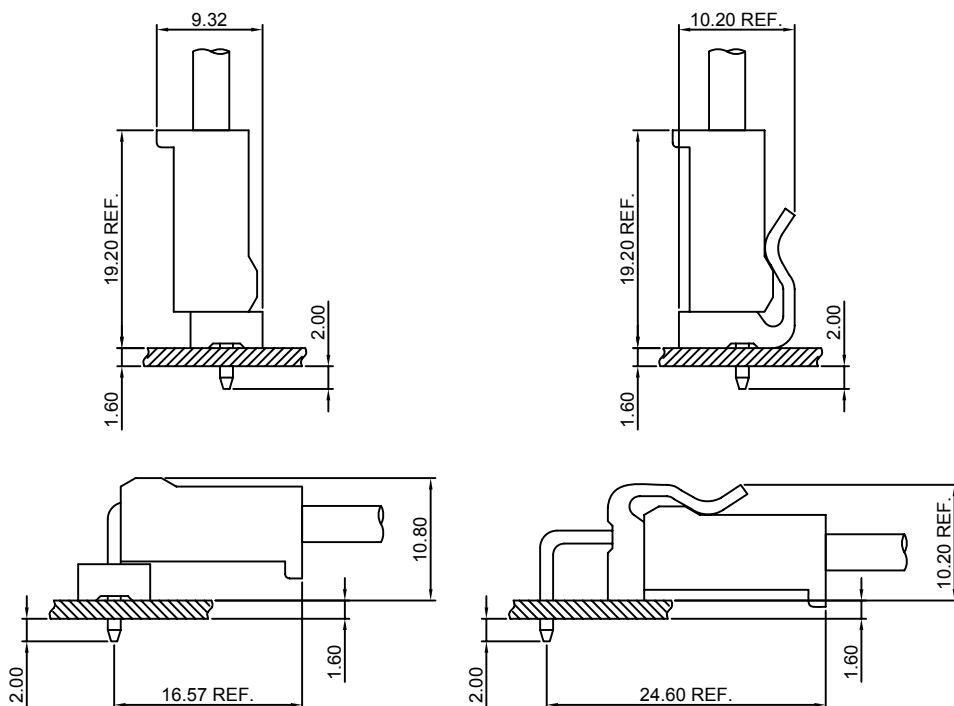
## Specifications

- Current rating: 7A AC, DC
- Voltage rating: 250V AC, DC
- Temperature range: -40°C ~ +105°C
- Contact resistance: 10mΩ Max.
- Insulation resistance: 1000MΩ Min.
- Withstanding voltage: 1500V AC/minute
- \*Compliant with RoHS and REACH\*
- \*Meet the HF/Halogen Free, GWT/Glow wire Test (IEC60335-1) request, need to customize\*
- \*Contact CJT for details\*

## Standards



## Assembly layout

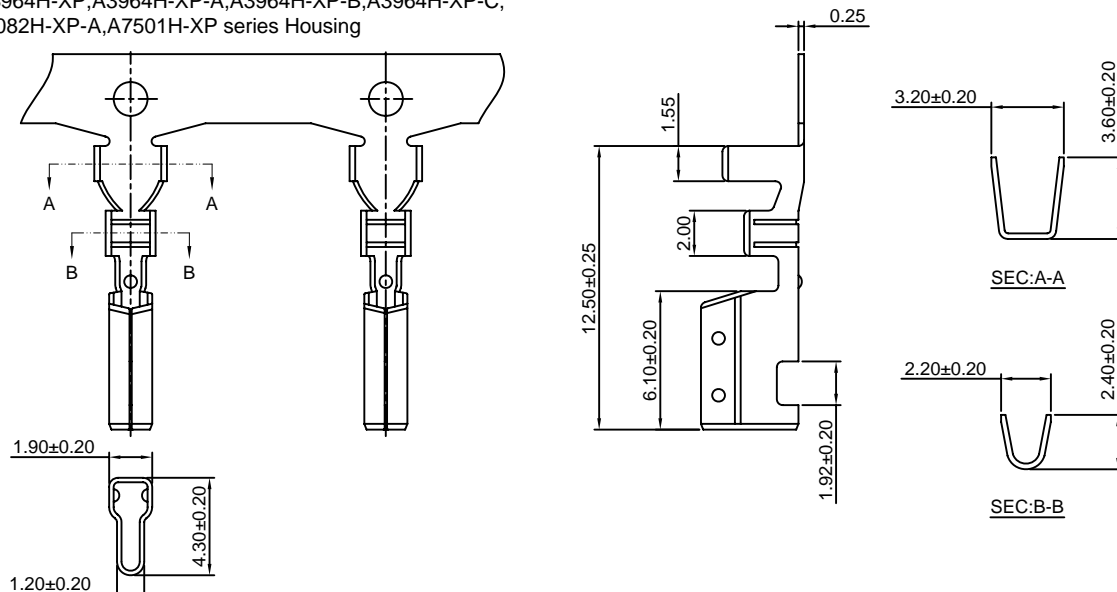


## A3964-T

3.96mm pitch Crimp Terminal

### Reference Informations:

\*Used in CJT A3964H-XP, A3964H-XP-A, A3964H-XP-B, A3964H-XP-C, A5082H-XP, A5082H-XP-A, A7501H-XP series Housing



Ordering information & Specifications:

Unit:mm

Part NO.	Wire Range	Insulation O.D.	Material	Finish	Qty/reel
A3964-TB	AWG#18-#24	3.20mm(max)	Brass	Tin over Nickel	5,000 PCS
A3964-TP	AWG#18-#24	3.20mm(max)	Phosphor Bronze	Tin over Nickel	5,000 PCS
A3964-GB	AWG#18-#24	3.20mm(max)	Brass	Gold over Nickel	5,000 PCS
A3964-GP	AWG#18-#24	3.20mm(max)	Phosphor Bronze	Gold over Nickel	5,000 PCS

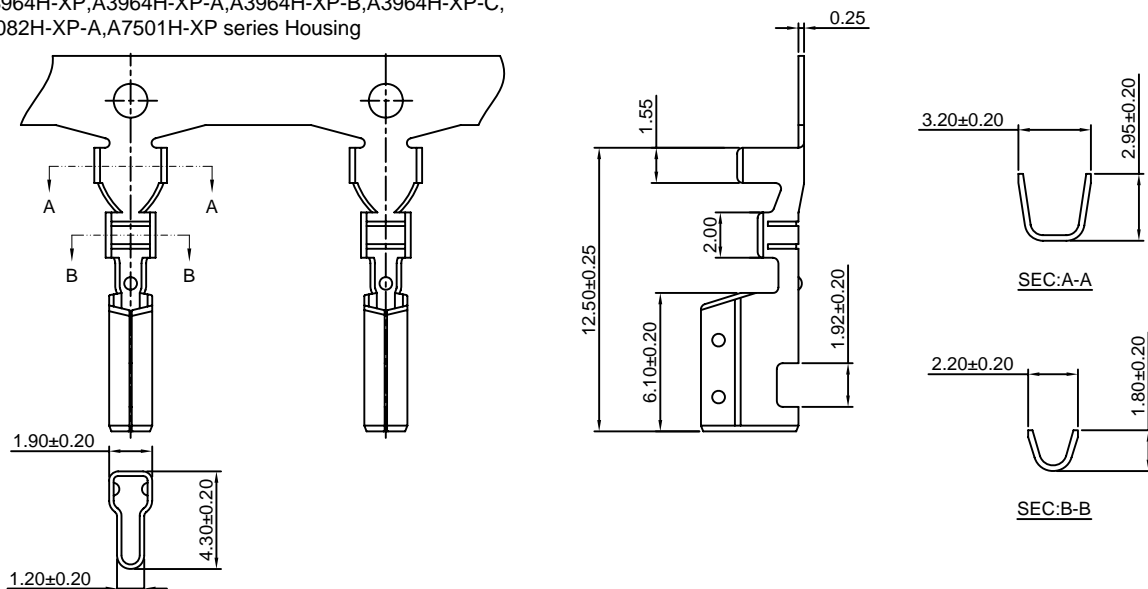
Optional Gold plating available but MOQ requested

## A3964-T-L

3.96mm pitch Crimp Terminal

### Reference Informations:

\*Used in CJT A3964H-XP, A3964H-XP-A, A3964H-XP-B, A3964H-XP-C, A5082H-XP, A5082H-XP-A, A7501H-XP series Housing



Ordering information & Specifications:

Unit:mm

Part NO.	Wire Range	Insulation O.D.	Material	Finish	Qty/reel
A3964-TB-L	AWG#22-#28	2.60mm(max)	Brass	Tin over Nickel	5,000 PCS
A3964-TP-L	AWG#22-#28	2.60mm(max)	Phosphor Bronze	Tin over Nickel	5,000 PCS
A3964-GB-L	AWG#22-#28	2.60mm(max)	Brass	Gold over Nickel	5,000 PCS
A3964-GP-L	AWG#22-#28	2.60mm(max)	Phosphor Bronze	Gold over Nickel	5,000 PCS

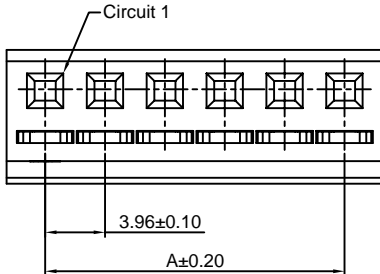
Optional Gold plating available but MOQ requested

## A3964H-XP

3.96mm pitch Housing

### Reference Informations:

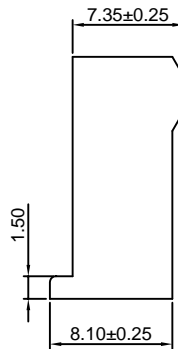
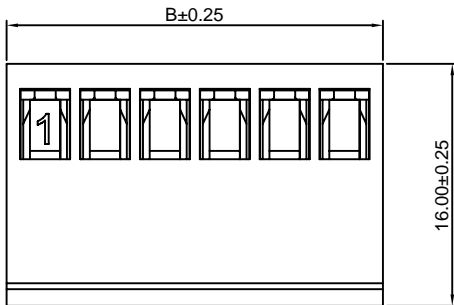
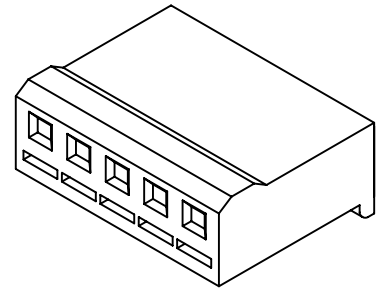
- \*Material: Nylon 66, UL94V-2
- \*Suitable CJT A3964-T(-L) series Terminal
- \*Mates with CJT A3961WV, WR, WVA, WRA-XP(-A), A3961WV, WVA-XP-R(-A), A3961WVB-F, WRB-F-XP, A3961WVB, WRB, WVC, WRC-XP series Wafer
- \*Color: Natural



### Ordering Information:

A3964H-XP - \*\*\*  
1 2

1. Part No.
2. Material:  
 (blank): Nylon 66, UL94V-2  
 V0: Nylon 66, UL94V-0  
 GWT: Nylon 66, UL94V-0, GWT 750°C



### Ordering Information & Dimensions:

PART NO.	Dimensions	
	A	B
2P	3.96	9.06
3P	7.92	13.02
4P	11.88	16.98
5P	15.84	20.94
6P	19.80	24.90
7P	23.76	28.86
8P	27.72	32.82
9P	31.68	36.78
10P	35.64	40.74
11P	39.60	44.70
12P	43.56	48.66

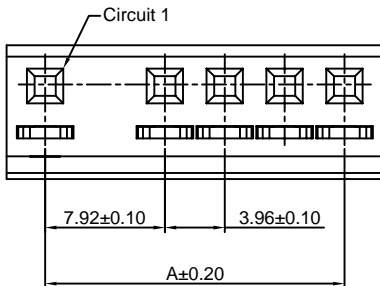
Unit: mm

## A3964H-XP-A

7.92~3.96mm pitch Housing

### Reference Informations:

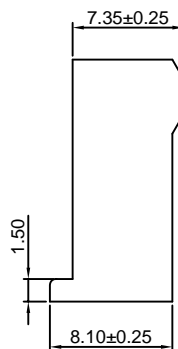
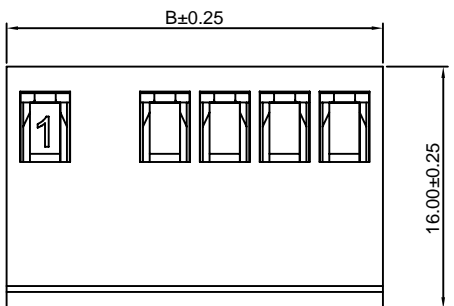
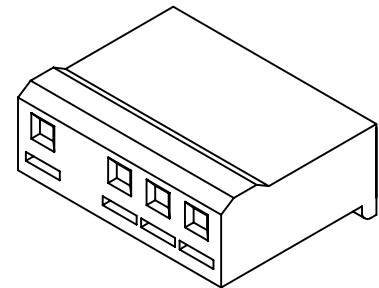
- \*Material: Nylon 66, UL94V-2
- \*Suitable CJT A3964-T(-L) series Terminal
- \*Mates with CJT A3961WV, WR, WVA, WRA-XP(-A), A3961WV, WVA-XP-R(-A), A3961WVB-F, WRB-F-XP, A3961WVB, WRB, WVC, WRC-XP series Wafer
- \*Color: Natural



### Ordering Information:

A3964H-XP-A - \*\*\*  
1 2

1. Part No.
2. Material:  
 (blank): Nylon 66, UL94V-2  
 V0: Nylon 66, UL94V-0  
 GWT: Nylon 66, UL94V-0, GWT 750°C



### Ordering Information & Dimensions:

PART NO.	Dimensions	
	A	B
3P	7.92	13.02
4P	11.88	16.98
5P	15.84	20.94
6P	19.80	24.90
7P	23.76	28.86
8P	27.72	32.82
9P	31.68	36.78
10P	35.64	40.74
11P	39.60	44.70
12P	43.56	48.66

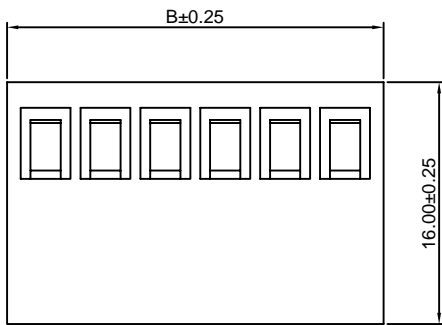
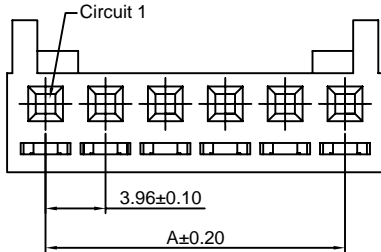
Unit: mm

### A3964H-XP-B

3.96mm pitch Housing

**Reference Informations:**

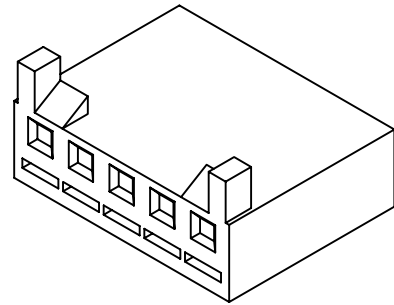
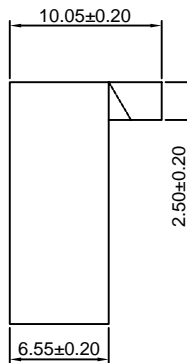
- \*Material:Nylon 66,UL94V-0
- \*Suitable CJT A3964-T(-L) series Terminal
- \*Mates with CJT A3961WVA,WRA-XP(-A), A3961WVA-XP-R(-A),A3961WVB-F,WRB-F-XP, A3961WVB,WRB-XP,A3961WRB-F-L-XP series Wafer
- \*Color:White



**Ordering Information:**

A3964H-XP-B - \*\*\* - \*\*  
 1                    2    3

- 1.Part No.
- 2.Material:  
 (blank):Nylon 66,UL94V-0  
 GWT:Nylon 66,UL94V-0,GWT 750°C
- 3.Color:  
 (blank):White  
 BK:Black



**Ordering Information & Dimensions:**

PART NO.	Dimensions	
	A	B
2P	3.96	9.06
3P	7.92	13.02
4P	11.88	16.98
5P	15.84	20.94
6P	19.80	24.90
7P	23.76	28.86
8P	27.72	32.82
9P	31.68	36.78
10P	35.64	40.74
11P	39.60	44.70
12P	43.56	48.66

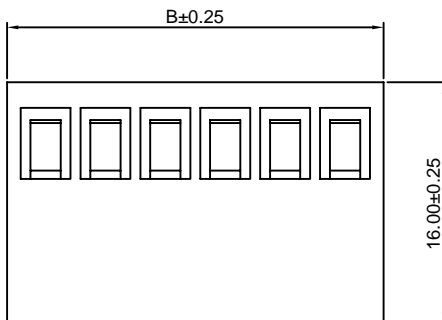
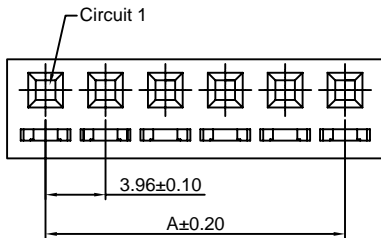
Unit: mm

### A3964H-XP-C

3.96mm pitch Housing

**Reference Informations:**

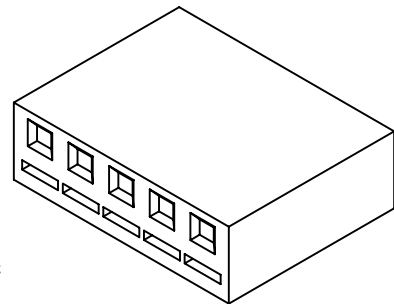
- \*Material:Nylon 66,UL94V-0
- \*Suitable CJT A3964-T(-L) series Terminal
- \*Mates with CJT A3961WV,WR,WVA,WRA-XP(-A), A3961WV,WVA-XP-R(-A),A3961WVB-F,WRB-F-XP, A3961WVB,WRB,WVC,WRC-XP series Wafer
- \*Color:White



**Ordering Information:**

A3964H-XP-C - \*\*\* - \*\*  
 1                    2    3

- 1.Part No.
- 2.Material:  
 (blank):Nylon 66,UL94V-0  
 GWT:Nylon 66,UL94V-0,GWT 750°C
- 3.Color:  
 (blank):White  
 BK:Black



**Ordering Information & Dimensions:**

PART NO.	Dimensions	
	A	B
2P	3.96	9.06
3P	7.92	13.02
4P	11.88	16.98
5P	15.84	20.94
6P	19.80	24.90
7P	23.76	28.86
8P	27.72	32.82
9P	31.68	36.78
10P	35.64	40.74
11P	39.60	44.70
12P	43.56	48.66

Unit: mm

## X-ON Electronics

Largest Supplier of Electrical and Electronic Components

*Click to view similar products for [Headers & Wire Housings](#) category:*

*Click to view products by [Changjiang](#) manufacturer:*

Other Similar products are found below :

[95000-104TRLF](#) [10135584-644402LF](#) [DF62W-EP2022PCA](#) [95000-106TRLF](#) [DF62W-2022SCA](#) [DF62W-EP2022PC](#) [2203348](#) [DF62W-2022SC](#) [1084018](#) [1029039](#) [1084017](#) [802-10-012-10-002000](#) [1112640](#) [1112639](#) [891-007-9SS-BST1T](#) [000-34000](#) [0008550134](#) [0009482033](#) [0009507031](#) [57102-F02-18ULF](#) [57102-S06-03LF](#) [57202-S52-04LF](#) [PCN6-15S-2.5E](#) [0039019024](#) [58102-G61-06LF](#) [582553-1](#) [0009485154](#) [0009508121](#) [0022285053](#) [0050291907](#) [018731A](#) [LY20-4P-DT1-P1E-BR](#) [02.125.8002.8](#) [60101931](#) [60598-1 \(Cut Strip\)](#) [M1625-3R/100](#) [61062-3](#) [61082-181009](#) [CSU011177004](#) [636-1427](#) [638009-1](#) [641938-9](#) [641991-4](#) [644168-1](#) [644827-2](#) [647662-1](#) [65039-019ELF](#) [65692-001LF](#) [65781-018](#) [65781-047](#)