

- Features:
- High power metal alloy current sense resistor
  - Molded package for superior heat dissipation
  - Typical inductance <5nH
  - Ideal for power supplies and motor drives
  - Package size 2512 is qualified to AEC-Q200
  - RoHS compliant and halogen-free

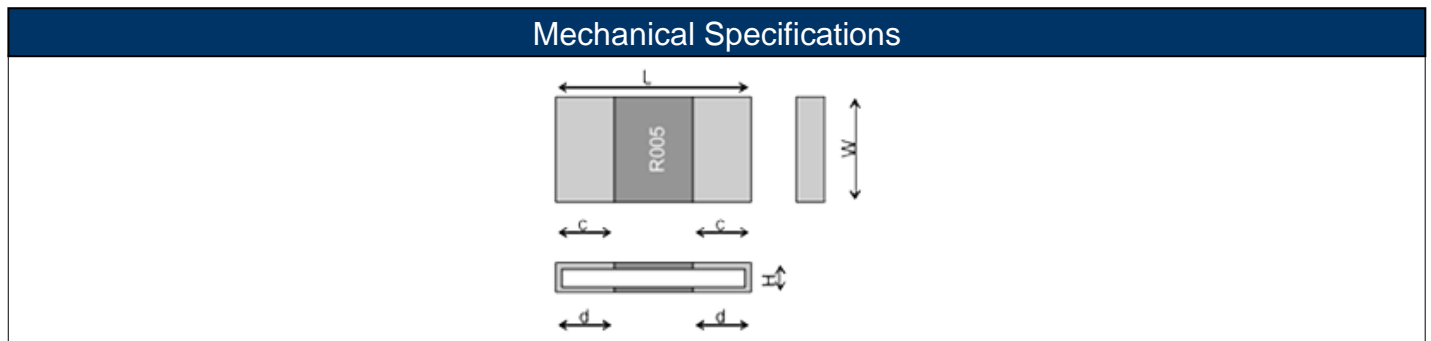


Electrical Specifications					
Type / Code	Power Rating (Watt)	Maximum Working Voltage	Maximum Current (A)	TCR (ppm/°C)	Ohmic Range (Ω) and Tolerance
					1%, 5%
CSM0603	0.33W	$(P \cdot R)^{1/2}$	5.6A	±100 ppm/°C	0.01
CSM2512	3W	$(P \cdot R)^{1/2}$	54.8A	±75 ppm/°C	0.001 - 0.1

Operation Temperature Range: CSM0603 = -55°C ~ +155°C; CSM2512 = -55°C ~ +170°C

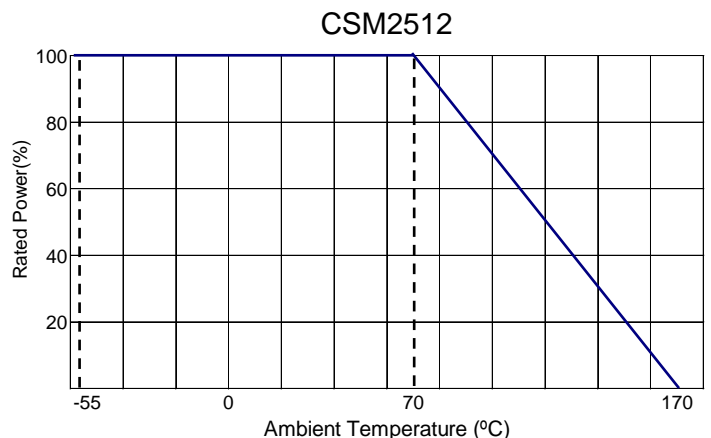
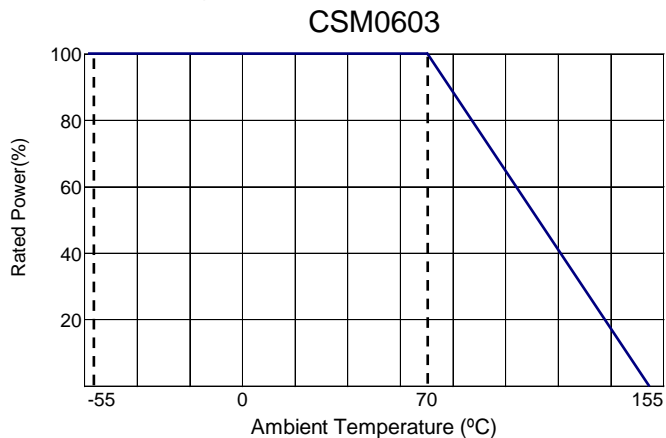
P=Rated Power (W)

R=Resistance Value (Ω)



Type / Code	L	W	C	H	d	Unit
CSM0603	0.063 ± 0.004	0.031 ± 0.004	0.008 ± 0.004	0.012 ± 0.004	0.012 ± 0.004	inches
	1.60 ± 0.10	0.80 ± 0.10	0.20 ± 0.10	0.30 ± 0.10	0.30 ± 0.10	mm
CSM2512 (0.001Ω - 0.004Ω)	0.252 ± 0.008	0.126 ± 0.008	0.079 ± 0.008	0.028 ± 0.008	0.079 ± 0.008	inches
	6.40 ± 0.20	3.20 ± 0.20	2.00 ± 0.20	0.70 ± 0.20	2.00 ± 0.20	mm
CSM2512 (>0.004Ω - 0.1Ω)	0.252 ± 0.008	0.126 ± 0.008	0.035 ± 0.008	0.028 ± 0.008	0.035 ± 0.008	inches
	6.40 ± 0.20	3.20 ± 0.20	0.90 ± 0.20	0.70 ± 0.20	0.90 ± 0.20	mm

Power Derating Curve:



Performance Characteristics		
Test Items	Test Specifications	Test Condition
Temperature Coefficient of Resistance	CSM2512 $\pm 75$ ppm/ $^{\circ}$ C CSM0603 $\pm 100$ ppm/ $^{\circ}$ C	+25 $^{\circ}$ C ~ +125 $^{\circ}$ C
Load Life	$\pm 1\%$	1000 hours at rated power, 70 $^{\circ}$ C, 1.5 hours ON, 0.5 hours OFF
Short Time Overload	$\pm 0.5\%$ (for 0.04 - 0.1 $\Omega$ > rated power x 2.5 for 5 seconds)	5 X rated power for 5 seconds
Moisture No Load	$\pm 0.5\%$	85 $^{\circ}$ C, 85% RH, 1000 hours
Temperature Cycle	$\pm 0.5\%$	-55 $^{\circ}$ C and +155 $^{\circ}$ C, 300 cycles, 15 minutes per extreme condition
Resistance to Soldering Heat	$\pm 0.5\%$	260 $\pm 5^{\circ}$ C for 20 $\pm 1$ seconds
Solderability	At least 95% of surface area of electrode must be covered with new solder	245 $\pm 5^{\circ}$ C for 2 $\pm 0.5$ seconds
High Temperature Exposure	$\pm 0.5\%$	170 $^{\circ}$ C for 1000 hours
Low Temperature Storage	$\pm 0.5\%$	-55 $^{\circ}$ C for 1000 hours
Substrate Bending	$\pm 1\%$	Bending width 2mm
Insulation Resistance	> 100M $\Omega$	100V DC for 1 minute

Storage Conditions: Temperature 5 $^{\circ}$ C ~ 35 $^{\circ}$ C; R.H. 40% ~ 75%.

Recommended Pad Layout				
Type / Code	a	b	L	Unit
CSM0603	0.039	0.028	0.035	inches
	1.00	0.70	0.90	mm
CSM2512	0.157	0.083	0.161	inches
	4.00	2.10	4.10	mm

## RoHS Compliance

Stackpole Electronics has joined the worldwide effort to reduce the amount of lead in electronic components and to meet the various regulatory requirements now prevalent, such as the European Union's directive regarding "Restrictions on Hazardous Substances" (RoHS 3). As part of this ongoing program, we periodically update this document with the status regarding the availability of our compliant components. All our standard part numbers are compliant to EU Directive 2011/65/EU of the European Parliament as amended by Directive (EU) 2015/863/EU as regards the list of restricted substances.

RoHS Compliance Status						
Standard Product Series	Description	Package / Termination Type	Standard Series RoHS Compliant	Lead-Free Termination Composition	Lead-Free Mfg. Effective Date (Std Product Series)	Lead-Free Effective Date Code (YY/WW)
CSM	Molded Metal Plate Sensing Resistor	SMD	YES	100% Matte Sn over Ni	Always	Always

**“Conflict Metals” Commitment**

We at Stackpole Electronics, Inc. are joined with our industry in opposing the use of metals mined in the “conflict region” of the eastern Democratic Republic of the Congo (DRC) in our products. Recognizing that the supply chain for metals used in the electronics industry is very complex, we work closely with our own suppliers to verify to the extent possible that the materials and products we supply do not contain metals sourced from this conflict region. As such, we are in compliance with the requirements of Dodd-Frank Act regarding Conflict Minerals.

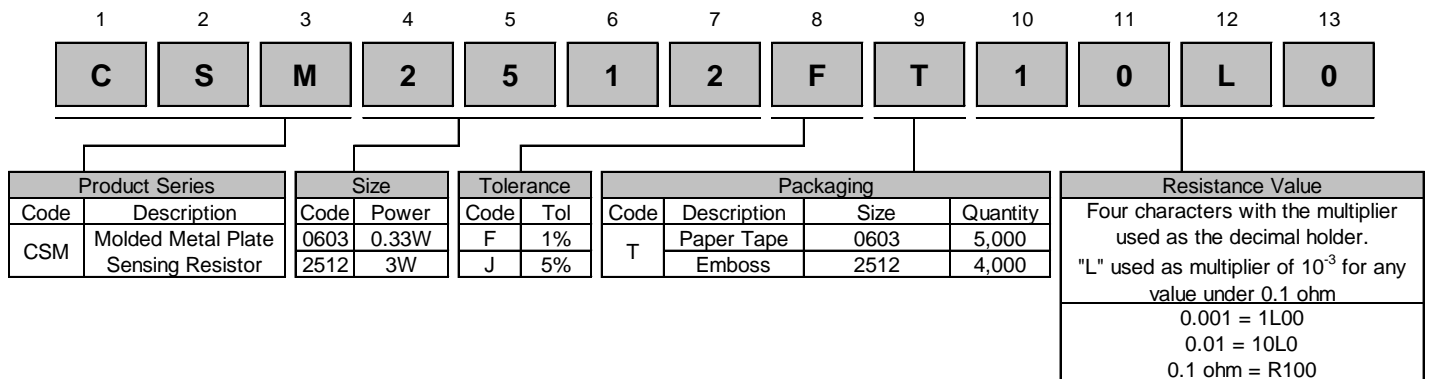
**Compliance to “REACH”**

We certify that all passive components supplied by Stackpole Electronics, Inc. are SVHC (Substances of Very High Concern) free and compliant with the requirements of EU Directive 1907/2006/EC, “The Registration, Evaluation, Authorization and Restriction of Chemicals”, otherwise referred to as REACH. Contact us for complete list of REACH Substance Candidate List.

**Environmental Policy**

It is the policy of Stackpole Electronics, Inc. (SEI) to protect the environment in all localities in which we operate. We continually strive to improve our effect on the environment. We observe all applicable laws and regulations regarding the protection of our environment and all requests related to the environment to which we have agreed. We are committed to the prevention of all forms of pollution.

**How to Order**



## X-ON Electronics

Largest Supplier of Electrical and Electronic Components

*Click to view similar products for* [Current Sense Resistors - SMD category:](#)

*Click to view products by* [Stackpole manufacturer:](#)

Other Similar products are found below :

[5112](#) [65709-330JE](#) [PF2512FKF7W0R007L](#) [PR2512FKF7W0R003L](#) [PR2512FKF7W0R005L](#) [RCWL0603R500JNEA](#) [ERJ-3BQF1R1V](#) [ERJ-L14UJ42MU](#) [2-2176088-5](#) [PF2512FKF7W0R006L](#) [PF2512FKF7W0R033L](#) [2-2176089-4](#) [CD2015FC-0.10-1%](#) [PR2512FKF7W0R004L](#) [CGSSL1R01J](#) [CGSSL1R047J](#) [RC1005F124CS](#) [RCWE2512R110FKEA](#) [RCWL0805R330JNEA](#) [RL73H3AR47FTE](#) [RL73K3AR56JTDF](#) [RL7520WT-R001-F](#) [RL7520WT-R009-G](#) [RL7520WT-R020-F](#) [RLP73N1ER43JTD](#) [TL3AR01FTDG](#) [TLR3A20DR0005FTDG](#) [LRC-LR2512LF-01-R820J](#) [ERJ-3BQF4R3V](#) [ERJ-L14UF68MU](#) [TLR3A20DR001FTDG](#) [TLR3A30ER0005FTDG](#) [WR06X104JGLJ](#) [RLP73K1ER82JTD](#) [TL2BR01F](#) [TLR3A20DR01FTDG](#) [WSR3R0600FEA32](#) [ERJ-14BQF1R6U](#) [ERJ-14BQJR30U](#) [SP1220RJT](#) [SP1R12J](#) [ERJ-14BQF6R2U](#) [RL7520WT-R039-G](#) [PF1206FRF7W0R02L](#) [RL7520WT-R002-F](#) [RL7520WT-R047-F](#) [RLP73N2BR068FTDF](#) [RL7520WT-R005-F](#) [RCWE2512R220FKEA](#) [RCWE120625L0FMEA](#)