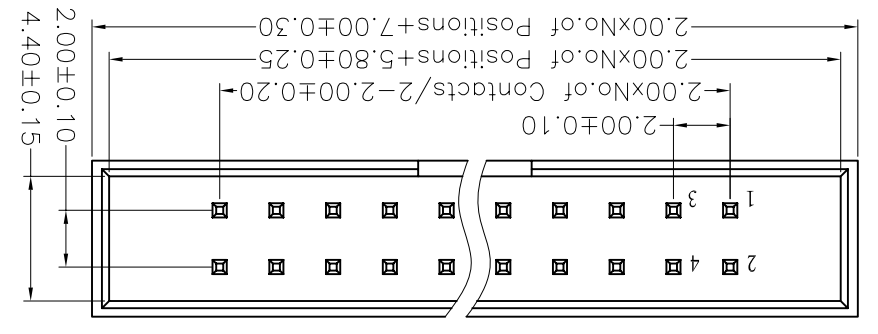
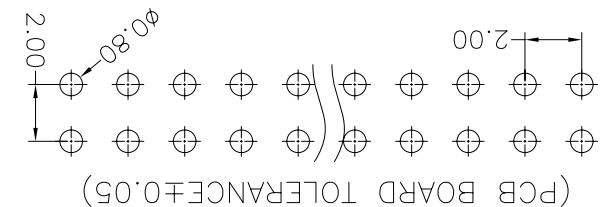


17 16 15 14 13 12 11

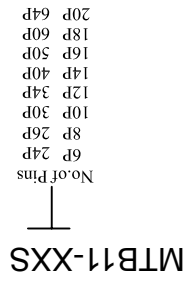
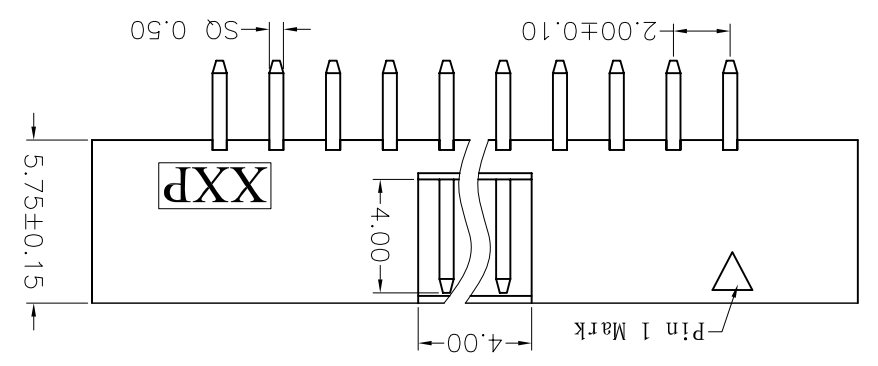
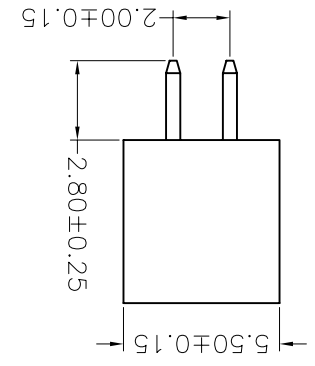
E E D C B A

REV.	ECN. NO.	APPD.
A		

Recommended P.C.B Layout(Top Side)
(PCB BOARD TOLERANCE±0.05)



NOTES:
 Current Rating:1.5AMP
 Contact Resistance:20mΩ max
 Withstand Voltage:500V AC/DC
 Insulation Resistance:100MΩ min
 Operation Temperature:-40°C to +105°C
 Contact Material:Brass
 Contact plating:Au or Sn Over Ni
 Insulator Material:PA6T+30%GF(UL94V-0)



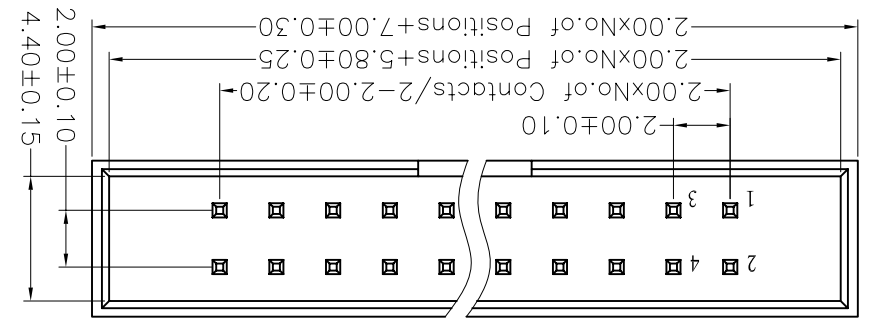
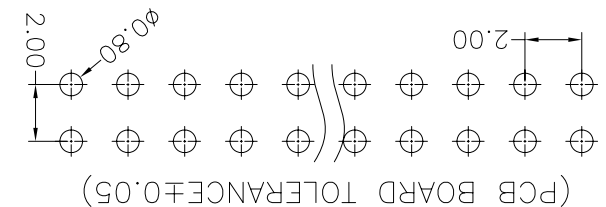
NAME(INTENDED USE)		PART NO.(INTENDED USE)	TITLE: MTB11-XXS	DWG NO.:
UNITS mm				
X. ±0.30	X. ±0.5°	FINISH	MATERIAL	APPD: SUNNY
X. ±0.20	X. ±2°			
.XX ±0.10	.XX. ±1°	QTY	BOX HEADER CONNECTOR	CHKD: LISA
.XXX ±0.05	.XXX. ±0.5°			
DR: ZOE		2006-11-28		
SCALE		1/1		
SHEET		1/1		
REV.		A		

17 16 15 14 13 12 11

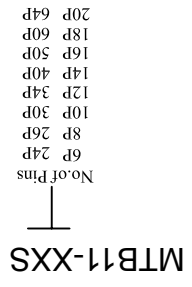
E E D C B A

REV.	ECN. NO.	APPD.
A		

Recommended P.C.B Layout(Top Side)
(PCB BOARD TOLERANCE±0.05)



NOTES:
 Current Rating:1.5AMP
 Contact Resistance:20mΩ max
 Withstand Voltage:500V AC/DC
 Insulation Resistance:100MΩ min
 Operation Temperature:-40°C to +105°C
 Contact Material:Brass
 Contact plating:Au or Sn Over Ni
 Insulator Material:PA6T+30%GF(UL94V-0)



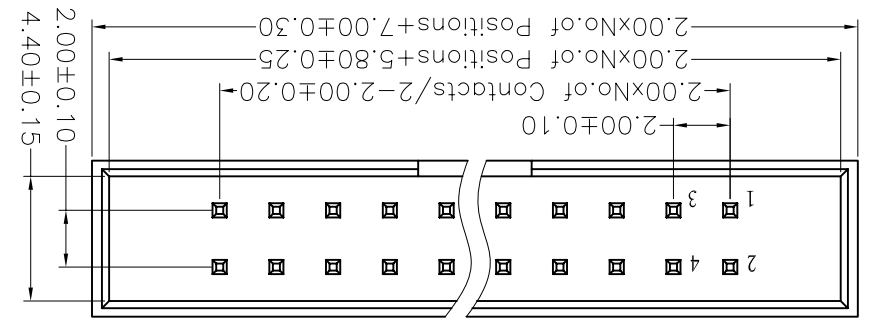
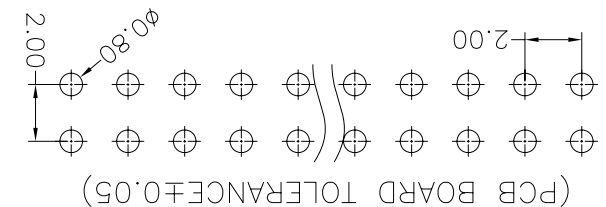
NAME(INTENDED USE)		PART NO.(INTENDED USE)	TITLE: MTB11-XXS	DWG NO.:
UNITS mm				
X. ±0.30	X. ±0.5°	FINISH	MATERIAL	APPD: SUNNY
X. ±0.20	X. ±2°			
.XX ±0.10	.XX. ±1°	QTY	BOX HEADER CONNECTOR	CHKD: LISA
.XXX ±0.05	.XXX. ±0.5°			
DR: ZOE		2006-11-28		
SCALE		1/1		
SHEET		1/1		
REV.		A		

17 16 15 14 13 12 11

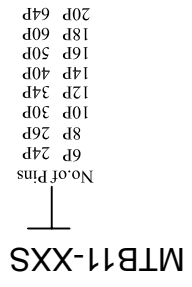
E E D C B A

REV.	ECN. NO.	APPD.
A		

Recommended P.C.B Layout(Top Side)
(PCB BOARD TOLERANCE±0.05)



NOTES:
 Current Rating:1.5AMP
 Contact Resistance:20mΩ max
 Withstand Voltage:500V AC/DC
 Insulation Resistance:100MΩ min
 Operation Temperature:-40°C to +105°C
 Contact Material:Brass
 Contact plating:Au or Sn Over Ni
 Insulator Material:PA6T+30%GF(UL94V-0)



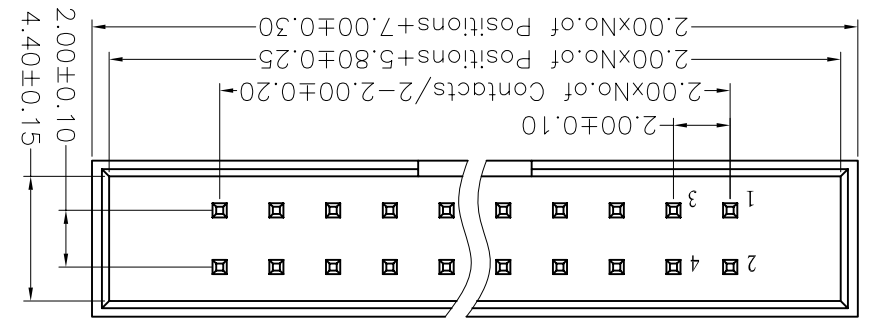
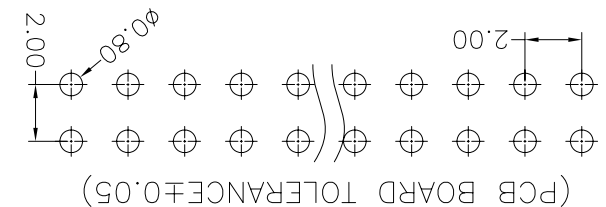
NAME(INTENDED USE)		PART NO.(INTENDED USE)	TITLE: MTB11-XXS	DWG NO.:
UNITS mm				
X. ±0.30	X. ±0.5°	FINISH	MATERIAL	APPD: SUNNY
X. ±0.20	X. ±2°			
.XX ±0.10	.XX. ±1°	QTY	BOX HEADER CONNECTOR	CHKD: LISA
.XXX ±0.05	.XXX. ±0.5°			
DR: ZOE		2006-11-28		
SCALE		1/1		
SHEET		1/1		
REV.		A		

17 16 15 14 13 12 11

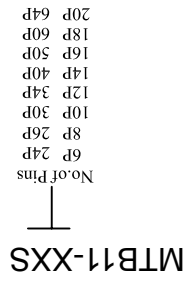
E E D C B A

REV.	ECN. NO.	APPD.
A		

Recommended P.C.B Layout(Top Side)
(PCB BOARD TOLERANCE±0.05)



NOTES:
 Current Rating:1.5AMP
 Contact Resistance:20mΩ max
 Withstand Voltage:500V AC/DC
 Insulation Resistance:100MΩ min
 Operation Temperature:-40°C to +105°C
 Contact Material:Brass
 Contact plating:Au or Sn Over Ni
 Insulator Material:PA6T+30%GF(UL94V-0)



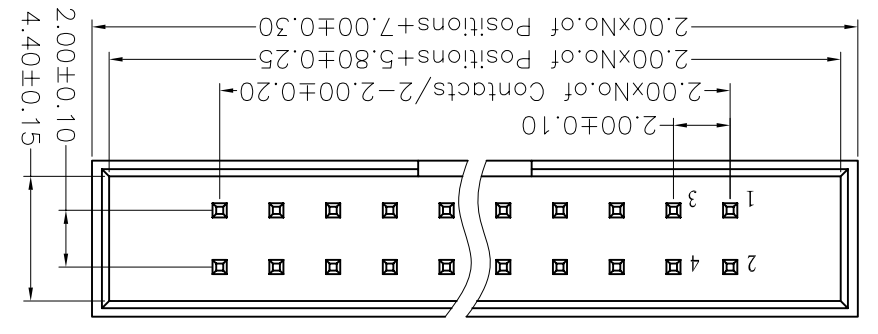
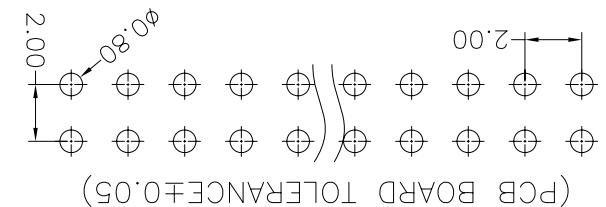
NAME(INTENDED USE)		PART NO.(INTENDED USE)	TITLE: MTB11-XXS	DWG NO.:
UNITS mm				
X. ±0.30	X. ±0.5°	FINISH	MATERIAL	APPD: SUNNY
X. ±0.20	X. ±2°			
.XX ±0.10	.XX. ±1°	QTY	BOX HEADER CONNECTOR	CHKD: LISA
.XXX ±0.05	.XXX. ±0.5°			
DR: ZOE		2006-11-28		
SCALE		1/1		
SHEET		1/1		
REV.		A		

17 16 15 14 13 12 11

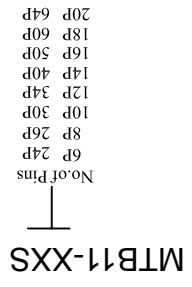
E E D C B A

REV.	ECN. NO.	APPD.
A		

Recommended P.C.B Layout(Top Side)
(PCB BOARD TOLERANCE±0.05)



NOTES:
 Current Rating:1.5AMP
 Contact Resistance:20mΩ max
 Withstand Voltage:500V AC/DC
 Insulation Resistance:100MΩ min
 Operation Temperature:-40°C to +105°C
 Contact Material:Brass
 Contact plating:Au or Sn Over Ni
 Insulator Material:PA6T+30%GF(UL94V-0)



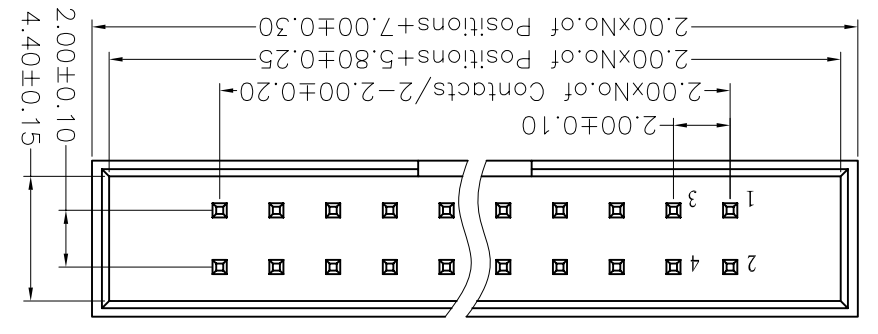
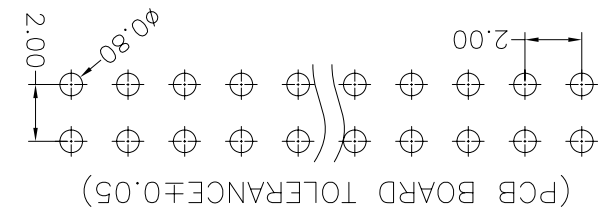
NAME(INTENDED USE)		PART NO.(INTENDED USE)	TITLE: MTB11-XXS	DWG NO.:
UNITS mm				
X. ±0.30	X. ±0.5°	FINISH	MATERIAL	APPD: SUNNY
X. ±0.20	X. ±2°			
.XX ±0.10	.XX. ±1°	QTY	BOX HEADER CONNECTOR	CHKD: LISA
.XXX ±0.05	.XXX. ±0.5°			
DR: ZOE		2006-11-28		
SCALE		1/1		
SHEET		1/1		
REV.		A		

17 16 15 14 13 12 11

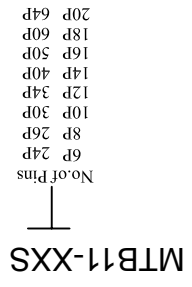
E E D C B A

REV.	ECN. NO.	APPD.
A		

Recommended P.C.B Layout(Top Side)
(PCB BOARD TOLERANCE±0.05)



NOTES:
 Current Rating:1.5AMP
 Contact Resistance:20mΩ max
 Withstand Voltage:500V AC/DC
 Insulation Resistance:100MΩ min
 Operation Temperature:-40°C to +105°C
 Contact Material:Brass
 Contact plating:Au or Sn Over Ni
 Insulator Material:PA6T+30%GF(UL94V-0)



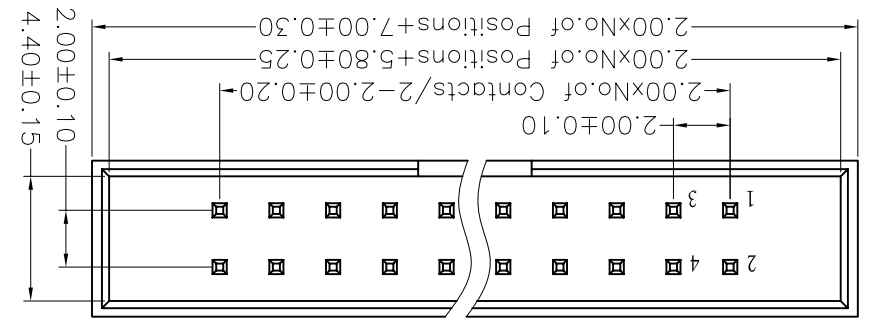
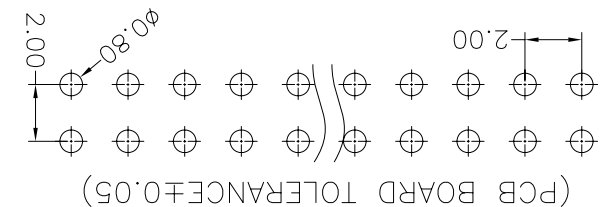
NAME(INTENDED USE)		PART NO.(INTENDED USE)	TITLE: MTB11-XXS	DWG NO.:
UNITS mm				
X. ±0.30	X. ±0.5°	FINISH	MATERIAL	APPD: SUNNY
X. ±0.20	X. ±2°			
.XX ±0.10	.XX. ±1°	QTY	BOX HEADER CONNECTOR	CHKD: LISA
.XXX ±0.05	.XXX. ±0.5°			
DR: ZOE		2006-11-28		
SCALE		1/1		
SHEET		1/1		
REV.		A		

17 16 15 14 13 12 11

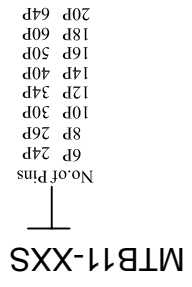
E E D C B A

REV.	ECN. NO.	APPD.
A		

Recommended P.C.B Layout(Top Side)
(PCB BOARD TOLERANCE±0.05)



NOTES:
 Current Rating:1.5AMP
 Contact Resistance:20mΩ max
 Withstand Voltage:500V AC/DC
 Insulation Resistance:100MΩ min
 Operation Temperature:-40°C to +105°C
 Contact Material:Brass
 Contact plating:Au or Sn Over Ni
 Insulator Material:PA6T+30%GF(UL94V-0)



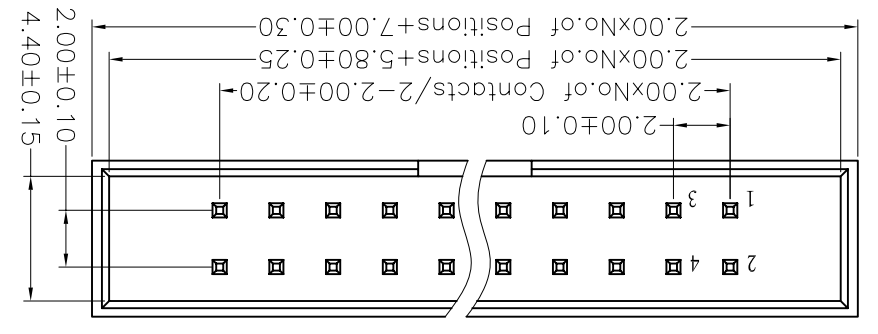
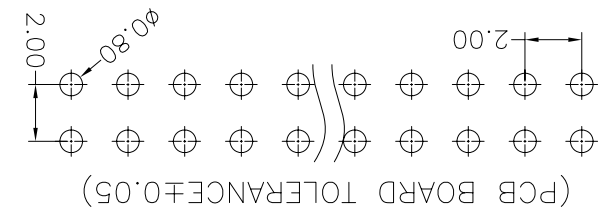
NAME(INTENDED USE)		PART NO.(INTENDED USE)	TITLE: MTB11-XXS	DWG NO.:
UNITS mm				
X. ±0.30	X. ±0.5°	FINISH	MATERIAL	APPD: SUNNY
X. ±0.20	X. ±2°			
.XX ±0.10	.XX. ±1°	QTY	BOX HEADER CONNECTOR	CHKD: LISA
.XXX ±0.05	.XXX. ±0.5°			
DR: ZOE		2006-11-28		
SCALE		1/1		
SHEET		1/1		
REV.		A		

17 16 15 14 13 12 11

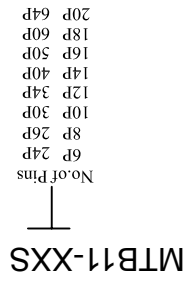
E E D C B A

REV.	ECN. NO.	APPD.
A		

Recommended P.C.B Layout(Top Side)
(PCB BOARD TOLERANCE±0.05)



NOTES:
 Current Rating:1.5AMP
 Contact Resistance:20mΩ max
 Withstand Voltage:500V AC/DC
 Insulation Resistance:100MΩ min
 Operation Temperature:-40°C to +105°C
 Contact Material:Brass
 Contact plating:Au or Sn Over Ni
 Insulator Material:PA6T+30%GF(UL94V-0)



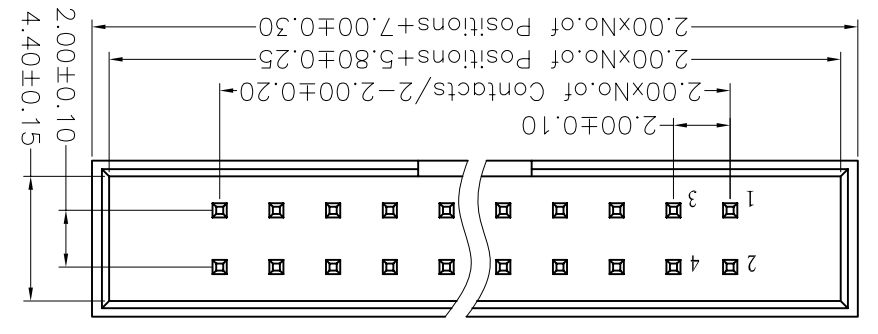
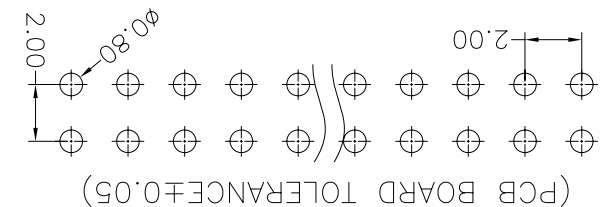
NAME(INTENDED USE)		PART NO.(INTENDED USE)	TITLE: MTB11-XXS	DWG NO.:
UNITS mm				
X. ±0.30	X. ±0.5°	FINISH	MATERIAL	APPD: SUNNY
X. ±0.20	X. ±2°			
.XX ±0.10	.XX. ±1°	QTY	BOX HEADER CONNECTOR	CHKD: LISA
.XXX ±0.05	.XXX. ±0.5°			
DR: ZOE		2006-11-28		
SCALE		1/1		
SHEET		1/1		
REV.		A		

17 16 15 14 13 12 11

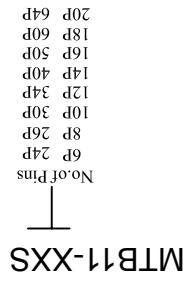
E E D C B A

REV.	ECN. NO.	APPD.
A		

Recommended P.C.B Layout(Top Side)
(PCB BOARD TOLERANCE±0.05)



NOTES:
 Current Rating:1.5AMP
 Contact Resistance:20mΩ max
 Withstand Voltage:500V AC/DC
 Insulation Resistance:100MΩ min
 Operation Temperature:-40°C to +105°C
 Contact Material:Brass
 Contact plating:Au or Sn Over Ni
 Insulator Material:PA6T+30%GF(UL94V-0)



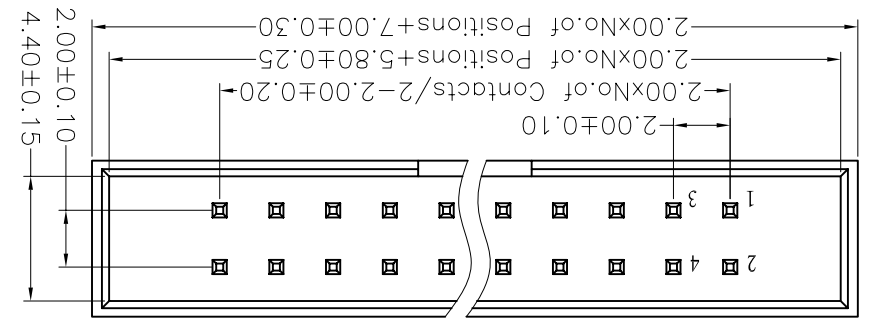
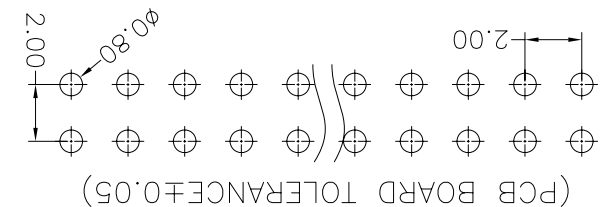
NAME(INTENDED USE)		PART NO.(INTENDED USE)	TITLE: MTB11-XXS	DWG NO.:
UNITS mm				
X. ±0.30	X. ±0.5°	FINISH	MATERIAL	APPD: SUNNY
X. ±0.20	X. ±2°			
.XX ±0.10	.XX. ±1°	QTY	BOX HEADER CONNECTOR	CHKD: LISA
.XXX ±0.05	.XXX. ±0.5°			
DR: ZOE		2006-11-28		
SCALE		1/1		
SHEET		1/1		
REV.		A		

17 16 15 14 13 12 11

E E D C B A

REV.	ECN. NO.	APPD.
A		

Recommended P.C.B Layout(Top Side)
(PCB BOARD TOLERANCE±0.05)



X-ON Electronics

Largest Supplier of Electrical and Electronic Components

Click to view similar products for [Headers & Wire Housings](#) category:

Click to view products by [MINTRON](#) manufacturer:

Other Similar products are found below :

[95000-104TRLF](#) [10135584-644402LF](#) [DF62W-EP2022PCA](#) [95000-106TRLF](#) [DF62W-2022SCA](#) [DF62W-EP2022PC](#) [2203348](#) [DF62W-2022SC](#) [1084018](#) [1029039](#) [1084017](#) [802-10-012-10-002000](#) [1112640](#) [1112639](#) [891-007-9SS-BST1T](#) [000-34000](#) [0008550134](#) [0009482033](#) [0009507031](#) [57102-F02-18ULF](#) [57102-S06-03LF](#) [57202-S52-04LF](#) [PCN6-15S-2.5E](#) [0039019024](#) [58102-G61-06LF](#) [582553-1](#) [0009485154](#) [0009508121](#) [0022285053](#) [0050291907](#) [018731A](#) [LY20-4P-DT1-P1E-BR](#) [02.125.8002.8](#) [60101931](#) [60598-1 \(Cut Strip\)](#) [M1625-3R/100](#) [61062-3](#) [61082-181009](#) [CSU011177004](#) [636-1427](#) [638009-1](#) [641938-9](#) [641991-4](#) [644168-1](#) [644827-2](#) [647662-1](#) [65039-019ELF](#) [65692-001LF](#) [65781-018](#) [65781-047](#)