

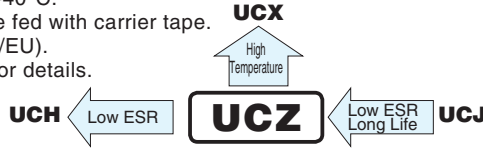
# ALUMINUM ELECTROLYTIC CAPACITORS

# UCZ

Chip Type, High Reliability.  
Low temperature ESR specification.



- Chip type, high temperature range, for +125°C use.
- Added ESR specification after the test at -40°C.
- Applicable to automatic mounting machine fed with carrier tape.
- Compliant to the RoHS directive (2011/65/EU).
- AEC-Q200 compliant. Please contact us for details.

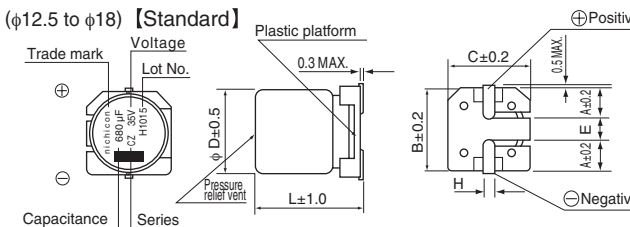
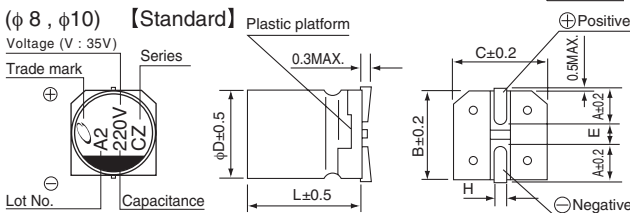
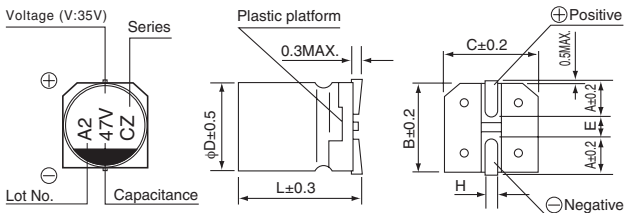


## Specifications

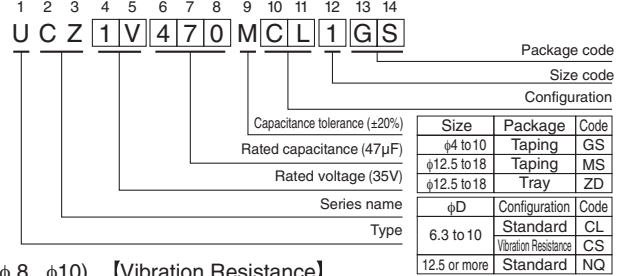
Item	Performance Characteristics								
Category Temperature Range	-40 to +125°C								
Rated Voltage Range	10 to 100V								
Rated Capacitance Range	10 to 3300μF								
Capacitance Tolerance	±20% at 120Hz, 20°C								
Leakage Current	After 2 minutes' application of rated voltage at 20°C, leakage current is not more than 0.01CV or 3μA, whichever is greater.								
Tangent of loss angle (tan δ)	Measurement frequency : 120Hz at 20°C								
	Rated voltage (V)	10	16	25	35	50	63	80	100
	tan δ (MAX.)	0.30	0.23	0.18	0.16	0.16	0.12	0.12	0.10
	For capacitance of more than 1000μF, add 0.02 for every increase of 1000μF.								
Stability at Low Temperature	Rated voltage (V)								Measurement frequency : 120Hz
	Impedance ratio ZT / Z20 (MAX.)	Z-40°C / Z+20°C	12	8	6	4	4	3	
Endurance	After continuous application of rated voltage at 125°C and then restoring down to 20°C, the readings of measurements shall meet below.								
	Case size	φ6.3 × 5.8L	φ6.3 × 7.7L	φ8 to φ12.5	φ16,18 × 16.5L	φ16,18 × 21.5L			
	Endurance time	1000hrs.	2000hrs.	3000hrs.	3500hrs.	4000hrs.			
	Capacitance change	Within ±30% of the initial capacitance value							
	tan δ	300% or less than the initial specified value							
	Leakage current	Less than or equal to the initial specified value							
Shelf Life	After storing the capacitors under no load at 125°C for 1000 hours and then performing voltage treatment based on JIS C 5101-4 clause 4.1 at 20°C, they shall meet the specified values for the endurance characteristics listed above.								
Resistance to soldering heat	The capacitors are kept on a hot plate for 30 seconds, which is maintained at 250°C. The capacitors shall meet the characteristic requirements listed at right when they are removed from the plate and restored to 20°C.								
	Capacitance change	Within ±10% of the initial capacitance value							
	tan δ	Less than or equal to the initial specified value							
Marking	Black print on the case top.								
	Leakage current	Less than or equal to the initial specified value							

## Chip Type

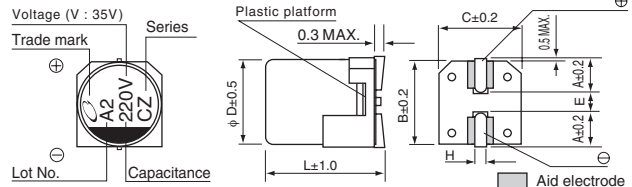
(φ 6.3) 【Standard】 ※φ6.3 × 5.8L : The vibration structure-resistant product can't support.  
φ6.3 × 7.7L : The vibration structure-resistant product is available.



## Type numbering system (Example : 35V 47μF)



## (φ 8, φ 10) 【Vibration Resistance】



Standard	(mm)										Vibration Resistance (mm)		
φ(D)	6.3×5.8	6.3×7.7	8×10	10×10	12.5×13.5	16×16.5	16×21.5	18×16.5	18×21.5	φ(D)	8×10	10×10	
A	2.4	2.4	2.9	3.2	4.8	5.4	5.4	6.4	6.4	A	2.9	3.2	
B	6.6	6.6	8.3	10.3	13.6	17.1	17.1	19.1	19.1	B	8.3	10.3	
C	6.6	6.6	8.3	10.3	13.6	17.1	17.1	19.1	19.1	C	8.3	10.3	
E	2.2	2.2	3.1	4.5	4	6.3	6.3	6.3	6.3	E	3.1	4.5	
L	5.8	7.7	10	10	13.5	16.5	21.5	16.5	21.5	L	10	10	
H	0.5 to 0.8	0.5 to 0.8	0.8 to 1.1	0.8 to 1.1	1.0 to 1.4	1.0 to 1.4	1.0 to 1.4	1.0 to 1.4	1.0 to 1.4	H	1.1 to 1.5	1.1 to 1.5	

Voltage		10	16	25	35	50	63	80	100
V									
Code	A	C	E	V	H	J	K	2A	

※φ12.5 to φ18 : The vibration structure-resistant product is also available upon request, please ask for details.

## UCZ

### ■ Dimensions

Cap. (μF)	V		10				16				25				35				50							
	Code		1A				1C				1E				1V				1H							
10	100														6.3×5.8	1.60	24	-	69	6.3×5.8	2.80	42	-	51		
22	220														6.3×5.8	1.60	24	-	69	6.3×7.7	0.50	5	40	197		
33	330										6.3×5.8	1.60	24	-	69	6.3×7.7	0.45	5	40	197	●6.3×7.7	0.50	5	40	197	
47	470						6.3×5.8	1.60	24	-	69	Recommend 35V →				●6.3×7.7	0.45	5	40	197	●6.3×7.7	0.50	5	40	197	
68	680														8×10	0.20	3	4.5	270	8×10	0.20	3	4.5	270		
100	101	Recommend 16V →				●6.3×7.7	0.45	5	40	197	●6.3×7.7	0.45	5	40	197	8×10	0.20	3	4.5	270	8×10	0.20	3	4.5	270	
220	221	8×10	0.20	3	4.5	270	8×10	0.20	3	4.5	270	●8×10	0.20	3	4.5	270	10×10	0.15	2	3.5	500	10×10	0.15	2	3.5	500
330	331	●8×10	0.20	3	4.5	270	10×10	0.15	2	3.5	500	10×10	0.15	2	3.5	500										
390	391																									
470	471	10×10	0.15	2	3.5	500	10×10	0.15	2	3.5	500					12.5×13.5	0.060	0.40	3.0	1700	16×16.5	0.080	0.34	2.6	2000	
560	561														12.5×13.5	0.060	0.40	3.0	1700	16×16.5	0.080	0.34	2.6	2000		
680	681														12.5×13.5	0.060	0.40	3.0	1700	18×16.5	0.078	0.32	2.6	2100		
820	821										12.5×13.5	0.060	0.40	3.0	1700	16×16.5	0.047	0.28	1.4	2400	18×16.5	0.078	0.32	2.6	2100	
1000	102										12.5×13.5	0.060	0.40	3.0	1700	16×16.5	0.047	0.28	1.4	2400	16×21.5	0.040	0.22	1.5	2800	
1200	122										16×16.5	0.047	0.28	1.4	1700	18×16.5	0.045	0.28	1.4	2600	18×21.5	0.038	0.20	1.5	2900	
1400	142														18×16.5	0.045	0.28	1.4	2600							
1600	162										16×16.5	0.047	0.28	1.4	2400	16×21.5	0.034	0.20	0.6	3000						
2200	222										18×16.5	0.045	0.23	1.3	2600	18×21.5	0.032	0.16	0.5	3250						
2700	272										16×21.5	0.034	0.20	0.6	3000						Case size φD × L (mm)	Initial 20°C	Initial 40°C	after endurance test 40°C	Rated ripple	
3300	332										18×21.5	0.032	0.16	0.5	3250							ESR(100kHz)				

Cap. (μF)	V		63				80				100						
	Code		1J				1K				2A						
10	100		6.3×7.7	2.00	100	-	60	8×10	0.75	50	-	70	8×10	0.75	50	-	70
22	220		8×10	0.70	35	-	100	●8×10	0.75	50	-	70	●8×10	0.75	50	-	70
33	330		●8×10	0.70	35	-	100	10×10	0.55	35	-	115	10×10	0.55	35	-	115
47	470		10×10	0.50	25	-	170	●8×10	0.75	50	-	70	10×10	0.55	35	-	115
82	820		10×10	0.50	25	-	170	10×10	0.55	35	-	115					
150	151		12.5×13.5	0.20	1.3	14	1000	12.5×13.5	0.28	1.9	14	700	16×16.5	0.19	1.4	4.8	1000
180	181		12.5×13.5	0.20	1.3	14	1000						18×16.5	0.17	1.1	3.9	1100
220	221		12.5×13.5	0.20	1.3	14	1000						16×21.5	0.12	0.8	2.6	1600
270	271							16×16.5	0.19	1.4	4.8	1000					
300	301												18×21.5	0.11	0.7	2.4	1700
330	331							18×16.5	0.17	1.1	3.9	1100					
390	391		16×16.5	0.13	0.9	4.8	1900	16×21.5	0.12	0.8	2.6	1600					
470	471		18×16.5	0.11	0.82	3.9	2000										
520	521							18×21.5	0.11	0.7	2.4	1700					
560	561		16×21.5	0.07	0.46	2.0	2500						Case size φD × L (mm)	Initial 20°C	Initial 40°C	after endurance test 40°C	Rated ripple
750	751		18×21.5	0.068	0.44	1.8	2600							ESR(100kHz)			

※ Guaranteed time of ESR after endurance test

Size	Guaranteed time
φ6.3 × 5.8L	-
φ6.3 × 7.7L, φ8 × 10L	10 to 50V   2000hrs.
φ10 × 10L	63 to 100V   -
φ12.5	2000hrs.
φ16, 18 × 16.5L	2000hrs.
φ16, 18 × 21.5L	3000hrs.

Max. ESR (Ω) at 20°C / -40°C 100kHz, Rated ripple Current (mA rms) at 125°C 100kHz

● : In this case, [ ] will be put at 12th digit of type numbering system.

### ● Frequency coefficient of rated ripple current

Frequency	50Hz	120Hz	300Hz	1kHz	10kHz or more
Coefficient	0.35	0.50	0.64	0.83	1.00

- Taping specifications are given in page 23.
- Recommended land size, soldering by reflow are given in page 18, 19.
- Please refer to page 3 for the minimum order quantity.

## X-ON Electronics

Largest Supplier of Electrical and Electronic Components

*Click to view similar products for [Aluminium Electrolytic Capacitors - SMD category](#):*

*Click to view products by [Nichicon manufacturer](#):*

Other Similar products are found below :

[GA0402A270FXBAC31G](#) [RVB-50V330MG10UQ-R](#) [RVJ-50V101MH10U-R](#) [RVZ-35V151MH10U-R2](#) [RC0J226M04005VR](#)  
[RC0J476M05005VR](#) [RC1A227M08010VR](#) [RC1C226M05005VR](#) [RC1C476M6L005VR](#) [RC1E107M6L07KVR](#) [RC1E336M6L005VR](#)  
[RC1H106M6L005VR](#) [RC1H475M05005VR](#) [RC1V227M10010VR](#) [RC1V476M6L006VR](#) [50SEV1M4X5.5](#) [TYEH1A336E55MTR](#)  
[TYEH1H106F55MTR](#) [TYEH1V106E55MTR](#) [35SEV47M6.3X8](#) [35SGV220M10X10.5](#) [VES2R2M1HTR-0405](#) [VZH102M1ATR-1010](#)  
[50SEV10M6.3X5.5](#) [50SGV1M4X6.1](#) [SC1C476M05005VR](#) [SC1E107M0806BVR](#) [SC1E227M08010VR](#) [SC1H106M05005VR](#)  
[SC1H106M6L005VR](#) [SC1H227M10010VR](#) [SC1H335M04005VR](#) [CE4.7/50-SMD](#) [VEJ4R7M1VTR-0406](#) [VZH331M1ETR-0810](#)  
[VES101M1CTR-0605](#) [TYEH1H475E55MTR](#) [6.3SEV22M4X5.5](#) [6.3SEV47M4X5.5](#) [EEEFK1H151GP](#) [EEEFK1A681GP](#) [EEE0GA471XP](#)  
[EEEFK1V151GP](#) [RC1V107M6L07KVR](#) [VZH101M1VTR-0810](#) [VE010M1HTR-0405](#) [GYA1V151MCQ1GS](#) [EEH-ZC1J680P](#) [EEH-](#)  
[ZK1V181P](#) [GYA1V271MCQ1GS](#)