

## Programmable Shunt Regulator

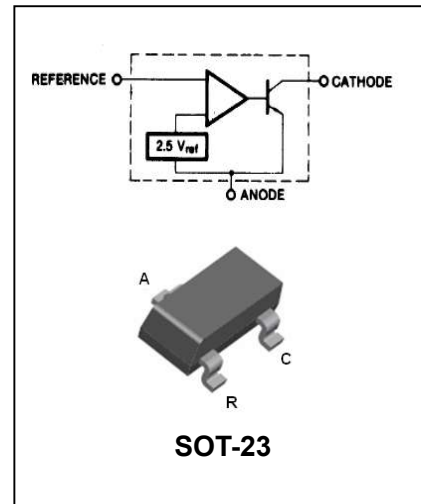
## BL431

### FEATURES

- Programmable output voltage to 36 volts
- Low dynamic output impedance 0.20 typical
- Sink current capability of 1.0 to 100mA
- Equivalent full-range temperature coefficient of 50ppm/°C typical
- Temperature compensated for operation over full rated Operating temperature range
- Low output noise voltage
- Fast turn-on response



Lead-free



### ORDERING INFORMATION

Type No.	Marking	Package Code
BL431□	431	SOT-23

□: none is for Lead Free package;  
“G” is for Halogen Free package.

### MAXIMUM RATING @ Ta=25°C unless otherwise specified

Parameter	Symbol	limits	unit
Electrostatic discharge Human-body model(HBM),per ANSI/ESDA/JEDEC JS-001 <sup>(Note1)</sup>	V <sub>(ESD)</sub>	±2000	V
Electrostatic discharge Charged-device model(CDM), per JEDEC specification JESD22C101 <sup>(Note2)</sup>		±1000	
Cathode Voltage	V <sub>KA</sub>	37	V
Cathode current Range(Continuous)	I <sub>KA</sub>	-100 to +150	mA
Reference Input Current Range	I <sub>REF</sub>	0.05 to 10	mA
Power dissipation	P <sub>D</sub>	350	mW
Thermal Resistance Junction-to-Ambient	R <sub>θJA</sub>	350	°C/W
Thermal Resistance, Junction-to-Case	R <sub>θJC</sub>	155	°C/W
Operating Junction Temperature	T <sub>J</sub>	150	°C
Operating temperature Range	T <sub>OPR</sub>	-25 to + 105	°C
Storage temperature Range	T <sub>STG</sub>	-65 to +150	°C

## Programmable Shunt Regulator

## BL431

### Notes:

1. JEDEC document JEP155 states that 500-v HBM allows safe manufacturing with a standard ESD control process. Manufacturing with less than 500-v HBM is possible with the necessary precautions.
2. JEDEC document JEP157 states that 250-v CDM allows safe manufacturing with a standard ESD control process. Manufacturing with less than 250-v CDM is possible with the necessary precautions.

### Recommended Operating Conditions

Parameter	symbol	Min	Typ	Max	Unit
Cathode Voltage	$V_{KA}$	$V_{REF}$	-	36	V
Cathode Current	$I_{KA}$	1.0	-	100	mA

### ELECTRICAL CHARACTERISTICS @ $T_a=25^\circ\text{C}$ unless otherwise specified

Parameter	symbol	conditions	Min.	Typ.	Max.	unit
Reference Input voltage	$V_{REF}$	$V_{KA}=V_{REF}, I_{KA}=10\text{mA}$	2.44	2.5	2.55	V
Deviation of Reference Input Voltage Over-Temperature	$\Delta V_{REF}/\Delta T$	$V_{KA}=V_{REF}, I_{KA}=10\text{mA}, T_{MIN} \leq T_A \leq T_{MAX}$		4.5	17	mV
Ratio of Change in Reference Input Voltage to the Change in Cathode Voltage	$\Delta V_{REF}/\Delta V_{KA}$	$I_{KA}=10\text{mA}$ $\Delta V_{KA}=10\text{V}-V_{REF}$		-10	-2.7	mV/V
		$\Delta V_{KA}=36\text{V}-10\text{V}$		-0.5	-2.0	
Reverse Input current	$I_{REF}$	$I_{KA}=10\text{mA}, R_1=10\text{K}\Omega, R_2=\infty$		1.5	4	$\mu\text{A}$
Deviation of Reference Input Current Over Full Temperature Range	$\Delta I_{REF}/\Delta T$	$I_{KA}=10\text{mA}, R_1=10\text{K}\Omega, R_2=\infty, T_A=\text{Full Range}$		0.4	1.2	$\mu\text{A}$
Minimum Cathode Current for Regulation	$I_{KA(MIN)}$	$V_{KA}=V_{REF}$		0.45	1.0	mA
Off-Stage Cathode Current	$I_{KA(OFF)}$	$V_{KA}=36\text{V}, V_{REF}=0$		0.05	1.0	$\mu\text{A}$
Dynamic Impedance	$Z_{ZA}$	$V_{KA}=V_{REF}, I_{KA}=1 \text{ to } 100\text{mA}, f \geq 1.0\text{KHz}$		0.15	0.5	$\Omega$

•  $T_{MIN}=-25^\circ\text{C}, T_{MAX}=+85^\circ\text{C}$

### CLASSIFICATION OF $V_{ref}$

Rank	0.5%	1%	2%
Range	2.488-2.512	2.475-2.525	2.450-2.550

**Programmable Shunt Regulator**

**BL431**

TYPICAL CHARACTERISTICS @  $T_a=25^\circ\text{C}$  unless otherwise specified

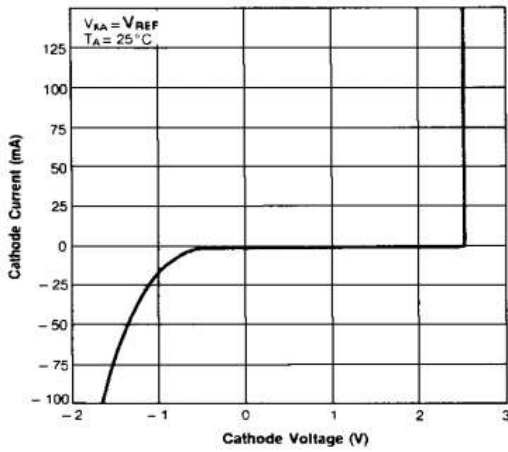


Figure 1. Cathode Current vs. Cathode Voltage

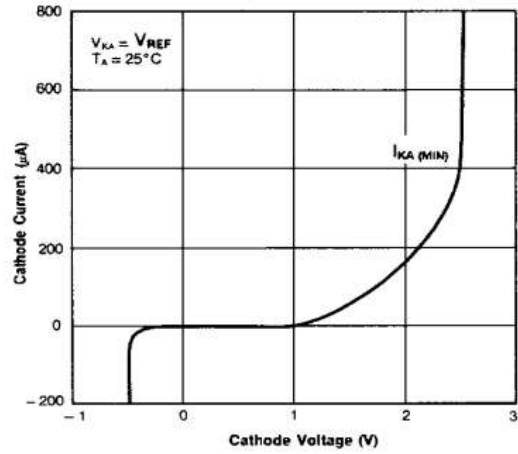


Figure 2. Cathode Current vs. Cathode Voltage

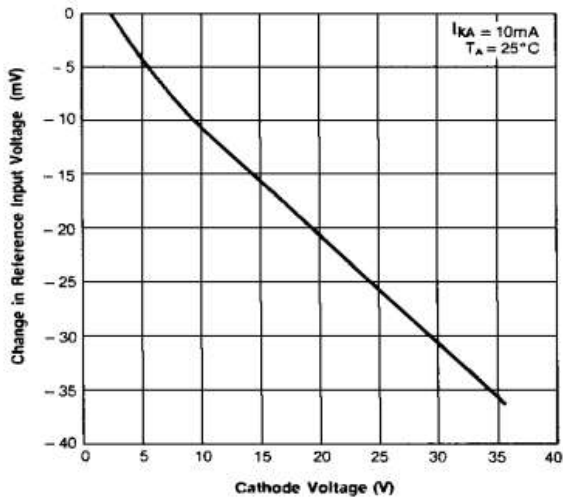


Figure 3. Change In Reference Input Voltage vs. Cathode Voltage

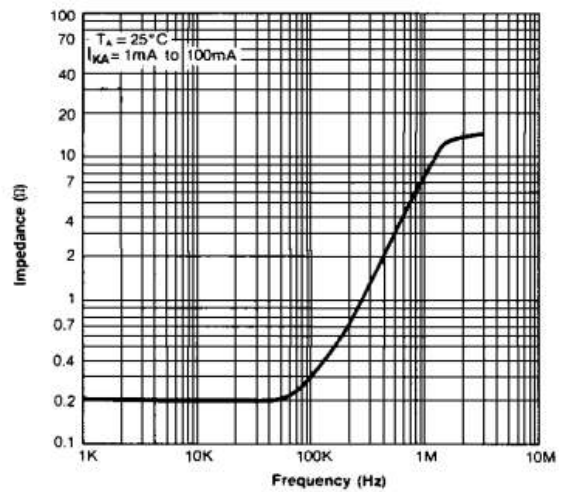


Figure 4. Dynamic Impedance Frequency

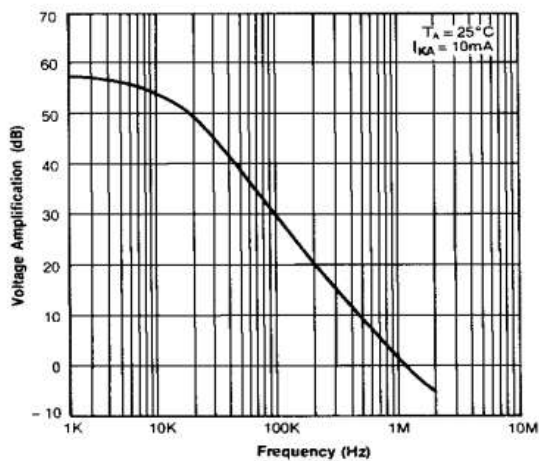


Figure 5. Small Signal Voltage Amplification vs. Frequency

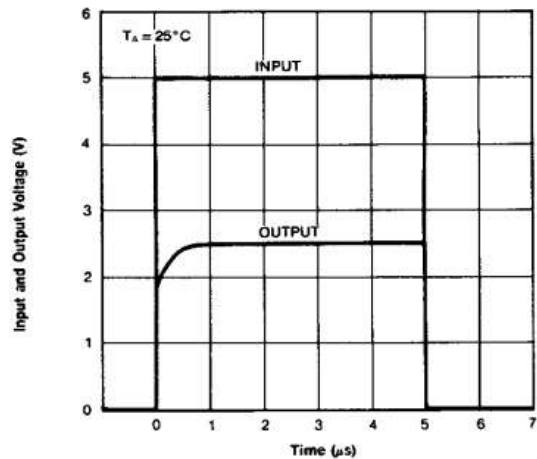


Figure 6. Pulse Response

Programmable Shunt Regulator

BL431

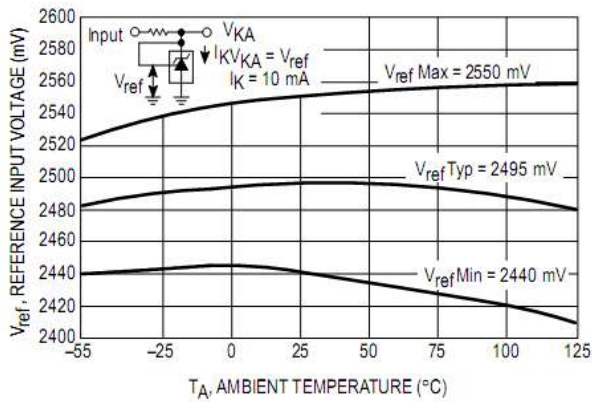


Figure 7. Reference Input Voltage versus Ambient Temperature

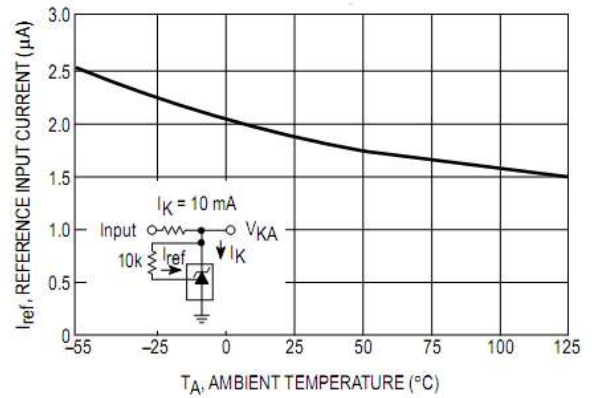


Figure 8. Reference Input Current versus Ambient Temperature

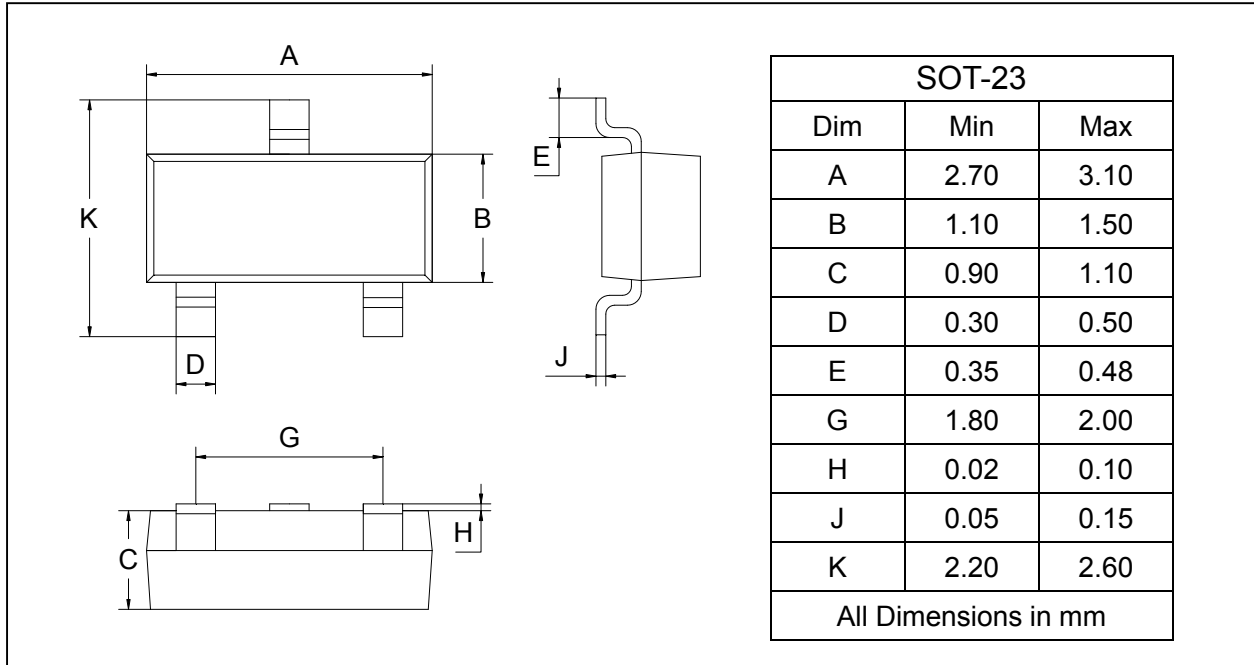
## Programmable Shunt Regulator

## BL431

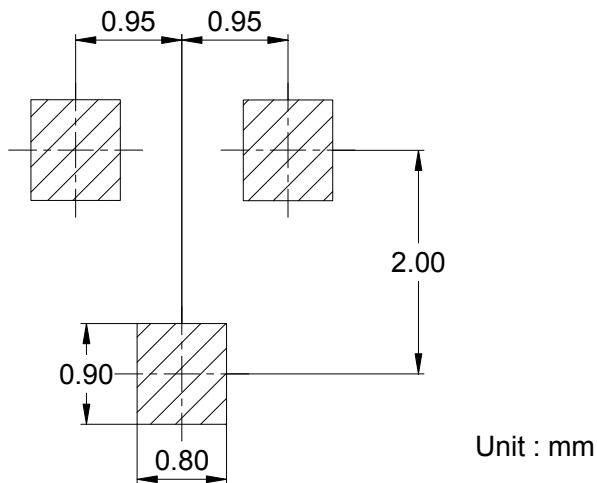
### PACKAGE OUTLINE

Plastic surface mounted package

SOT-23



### SOLDERING FOOTPRINT



### PACKAGE INFORMATION

Device	Package	Shipping
BL431	SOT-23	3000/Tape&Reel

## X-ON Electronics

Largest Supplier of Electrical and Electronic Components

*Click to view similar products for [Voltage References](#) category:*

*Click to view products by [Galaxy](#) manufacturer:*

Other Similar products are found below :

[622664A](#) [636116E](#) [748389C](#) [AS431ARTR-E1](#) [NCP431BCSNT1G](#) [NCP432BCSNT1G](#) [NCV431BSNT1G](#) [AP4313UKTR-G1](#)  
[TL1431AIYDT](#) [AZ431BR-ATRE1](#) [622668D](#) [NCP432BVSNT1G](#) [5962-8686103XC](#) [NCV431BVDMR2G](#) [AZ432BNTR-G1](#)  
[AP4306BUKTR-G1](#) [SC431BVSNT1G](#) [MAX6023EBT30+T](#) [NCV431ASNT1G](#) [LM4040CEM3-5.0/V+T](#) [LT1460KCS3-3#TRM](#)  
[LT1460KCS3-3.3#TRM](#) [LT1019AIS8-2.5](#) [LT6660KCDC-10#TRMPBF](#) [LTC6652BHLS8-5#PBF](#) [LTC6652AHLS8-4.096#PBF](#)  
[LTC6655BHLS8-4.096#PBF](#) [LT6660HCDC-5#TRMPBF](#) [LM336Z-2.5#PBF](#) [LT1021BMH-10](#) [SC431ILPRAG](#) [TLVH431MIL3T](#)  
[MAX6023EBT21+T](#) [AP432AQG-7](#) [ADR4540CRZ](#) [LM4040B25QFTA](#) [TS3325AQPR](#) [REF102AU/2K5](#) [TL4050B25QDBZR](#)  
[TL4051C12QDCKR](#) [TL431ACZ](#) [KA431SLMF2TF](#) [KA431SMF2TF](#) [KA431SMFTF](#) [LM385BXZ/NOPB](#) [LM4040QCEM3-3.0/NOPB](#)  
[LM4041C12ILPR](#) [LM4050AEM3X-5.0/NOPB](#) [LM4050AIM3X-5.0/NOPB](#) [LM4120AIM5-2.5/NOP](#)