


N-channel Enhanced mode TO-263/TO-220 MOSFET

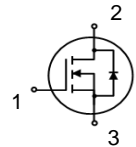
Features

- High ruggedness
- Low $R_{DS(ON)}$ (Typ 7.5mΩ) @ $V_{GS}=10V$
- Low Gate Charge (Typ 78nC)
- Improved dv/dt Capability
- 100% Avalanche Tested
- Application: Synchronous Rectification, Li Battery Protect Board, Inverter



1. Gate 2. Drain 3. Source

BV_{DSS} : 60V
 I_D : 100A
 $R_{DS(ON)}$: 7.5mΩ



General Description

This power MOSFET is produced with advanced technology of SAMWIN. This technology enable the power MOSFET to have better characteristics, including Fast switching time, low on resistance, low gate charge and especially excellent Avalanche characteristics.



Order Codes

Item	Sales Type	Marking	Package	Packaging
1	SW B 075R06ET	SW075R06ET	TO-263	TUBE
2	SW P 075R06ET	SW075R06ET	TO-220	TUBE

Absolute maximum ratings

Symbol	Parameter	Value		Unit
		TO-263	TO-220	
V_{DSS}	Drain to source voltage	60		V
I_D	Continuous drain current (@ $T_C=25^\circ C$)	100*		A
	Continuous drain current (@ $T_C=100^\circ C$)	85*		A
I_{DM}	Drain current pulsed (note 1)	400		A
V_{GS}	Gate to source voltage	± 20		V
E_{AS}	Single pulsed avalanche energy (note 2)	263		mJ
E_{AR}	Repetitive avalanche energy (note 1)	31		mJ
dv/dt	Peak diode recovery dv/dt (note 3)	5		V/ns
P_D	Total power dissipation (@ $T_C=25^\circ C$)	195	205	W
	Derating factor above 25°C	1.56	1.64	W/°C
T_{STG}, T_J	Operating junction temperature & storage temperature	-55 ~ + 150		°C
T_L	Maximum lead temperature for soldering purpose, 1/8 from case for 5 seconds.	300		°C

*. Drain current is limited by junction temperature.

Thermal characteristics

Symbol	Parameter	Value		Unit
		TO-263	TO-220	
R_{thjc}	Thermal resistance, Junction to case	0.64	0.61	°C/W
R_{thja}	Thermal resistance, Junction to ambient		56	°C/W

Electrical characteristic ($T_C = 25^\circ\text{C}$ unless otherwise specified)

Symbol	Parameter	Test conditions	Min.	Typ.	Max.	Unit
Off characteristics						
BV_{DSS}	Drain to source breakdown voltage	$V_{GS}=0V, I_D=250\mu A$	60			V
$\Delta BV_{DSS} / \Delta T_J$	Breakdown voltage temperature coefficient	$I_D=250\mu A$, referenced to 25°C		0.06		V/ $^\circ\text{C}$
I_{DSS}	Drain to source leakage current	$V_{DS}=60V, V_{GS}=0V$			1	μA
		$V_{DS}=48V, T_C=125^\circ\text{C}$			50	μA
I_{GSS}	Gate to source leakage current, forward	$V_{GS}=20V, V_{DS}=0V$			100	nA
	Gate to source leakage current, reverse	$V_{GS}=-20V, V_{DS}=0V$			-100	nA
On characteristics						
$V_{GS(TH)}$	Gate threshold voltage	$V_{DS}=V_{GS}, I_D=250\mu A$	2		4	V
$R_{DS(ON)}$	Drain to source on state resistance	$V_{GS}=10V, I_D=50A, T_J=25^\circ\text{C}$		7.5	9.4	m Ω
		$V_{GS}=10V, I_D=100A, T_J=25^\circ\text{C}$		7.6	9.5	m Ω
		$V_{GS}=10V, I_D=50A, T_J=125^\circ\text{C}$		14.1		m Ω
		$V_{GS}=10V, I_D=100A, T_J=125^\circ\text{C}$		15.4		m Ω
G_{fs}	Forward transconductance	$V_{DS}=10V, I_D=30A$		93		S
Dynamic characteristics						
C_{iss}	Input capacitance	$V_{GS}=0V, V_{DS}=30V, f=1\text{MHz}$		3440		pF
C_{oss}	Output capacitance			333		
C_{riss}	Reverse transfer capacitance			316		
$t_{d(on)}$	Turn on delay time	$V_{DS}=30V, I_D=30A, R_G=4.7\Omega, V_{GS}=10V$ (note 4,5)		18		ns
t_r	Rising time			54		
$t_{d(off)}$	Turn off delay time			63		
t_f	Fall time			29		
Q_g	Total gate charge	$V_{DS}=50V, V_{GS}=10V, I_D=30A$ (note 4,5)		78		nC
Q_{gs}	Gate-source charge			17		
Q_{gd}	Gate-drain charge			32		
R_g	Gate resistance	$V_{DS}=0V$, Scan F mode		2.8		Ω

Source to drain diode ratings characteristics

Symbol	Parameter	Test conditions	Min.	Typ.	Max.	Unit
I_S	Continuous source current	Integral reverse p-n Junction diode in the MOSFET			100	A
I_{SM}	Pulsed source current				400	A
V_{SD}	Diode forward voltage drop.	$I_S=100A, V_{GS}=0V$			1.4	V
t_{rr}	Reverse recovery time	$I_S=30A, V_{GS}=0V,$ $di_F/dt=100A/\mu s$		33		ns
Q_{rr}	Reverse recovery charge			32		nC

※. Notes

- Repetitive rating : pulse width limited by junction temperature.
- $L=0.59\text{mH}, I_{AS}=30A, V_{DD}=50V, R_G=25\Omega$, Starting $T_J=25^\circ\text{C}$
- $I_{SD} \leq 30A, di/dt = 100A/\mu s, V_{DD} \leq BV_{DSS}$, Starting $T_J=25^\circ\text{C}$
- Pulse Test : Pulse Width $\leq 300\mu s$, duty cycle $\leq 2\%$
- Essentially independent of operating temperature.

Fig. 1. On-state characteristics

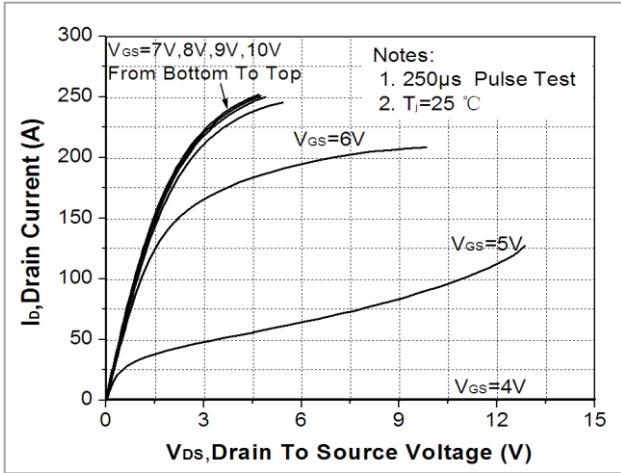


Fig. 2. Transfer characteristics

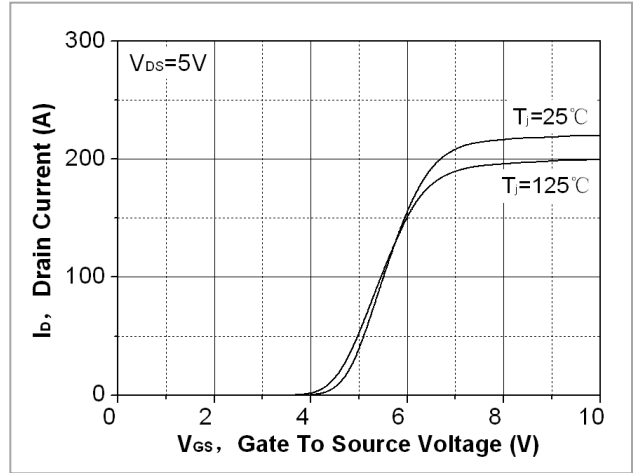


Fig. 3. On-resistance variation vs. drain current and gate voltage

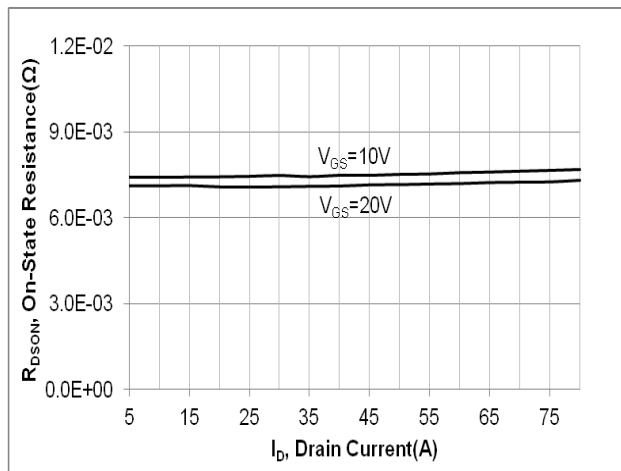


Fig. 4. On-state current vs. diode forward voltage

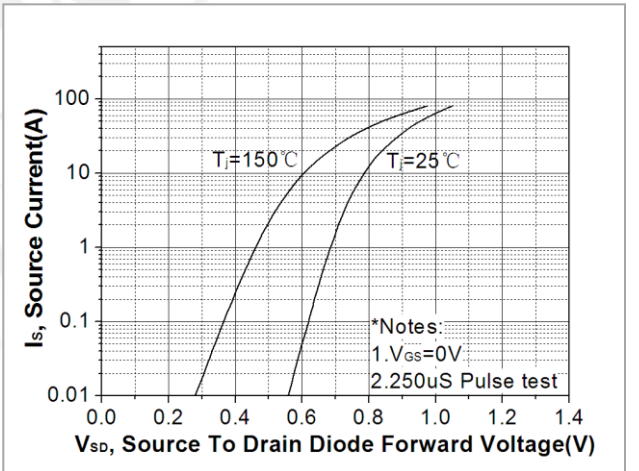


Fig 5. Breakdown voltage variation vs. junction temperature

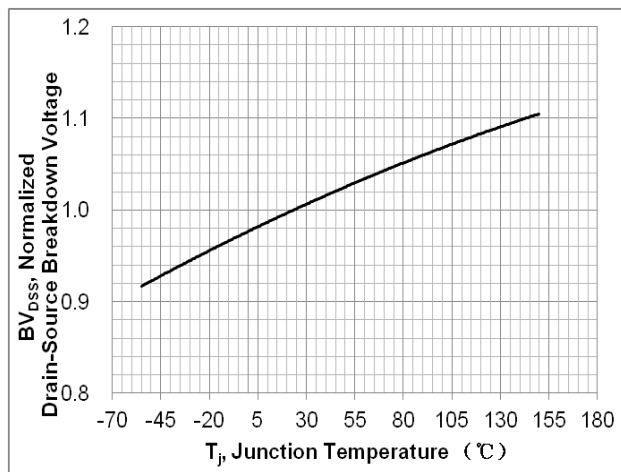


Fig. 6. On-resistance variation vs. junction temperature

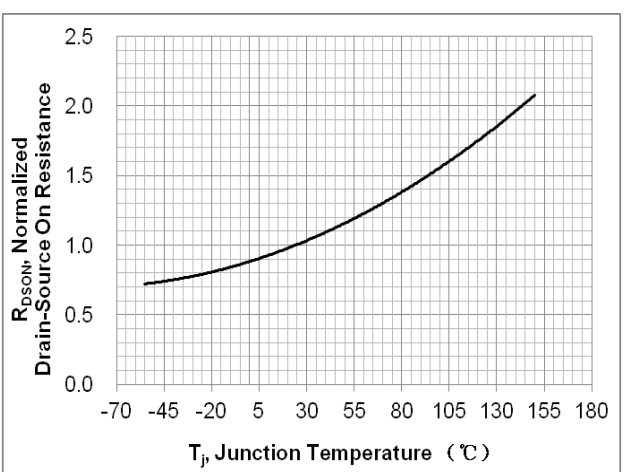


Fig. 7. Gate charge characteristics

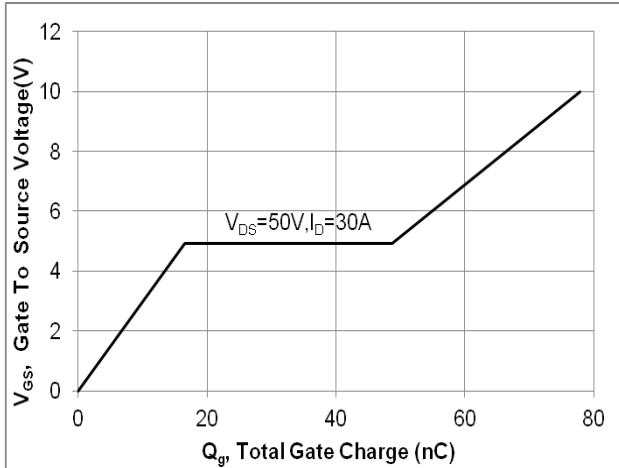


Fig. 8. Capacitance Characteristics

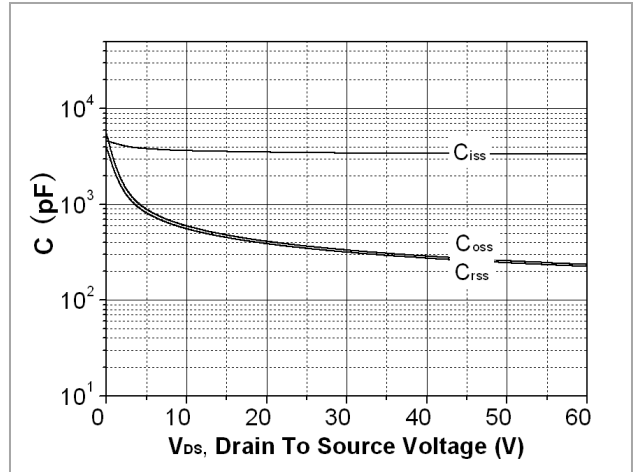


Fig. 9 Maximum safe operating area(TO-263)

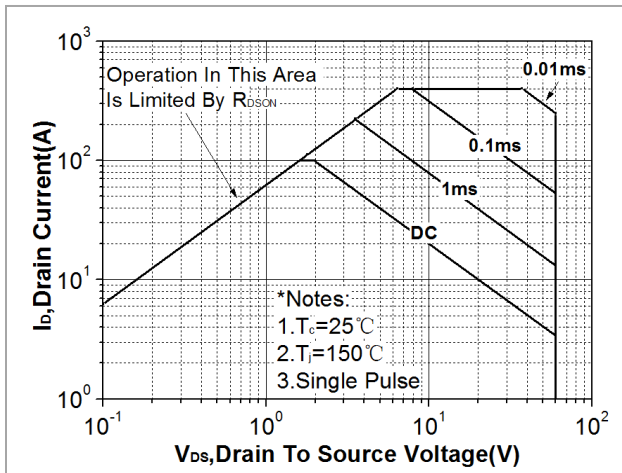


Fig. 10 Maximum safe operating area(TO-220)

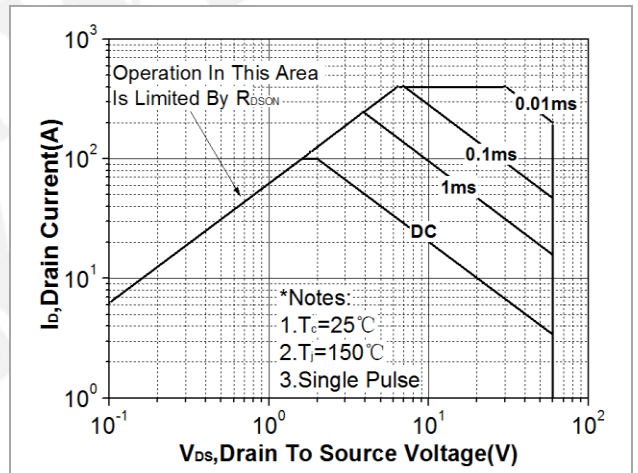


Fig. 11. Transient thermal response curve(TO-263)

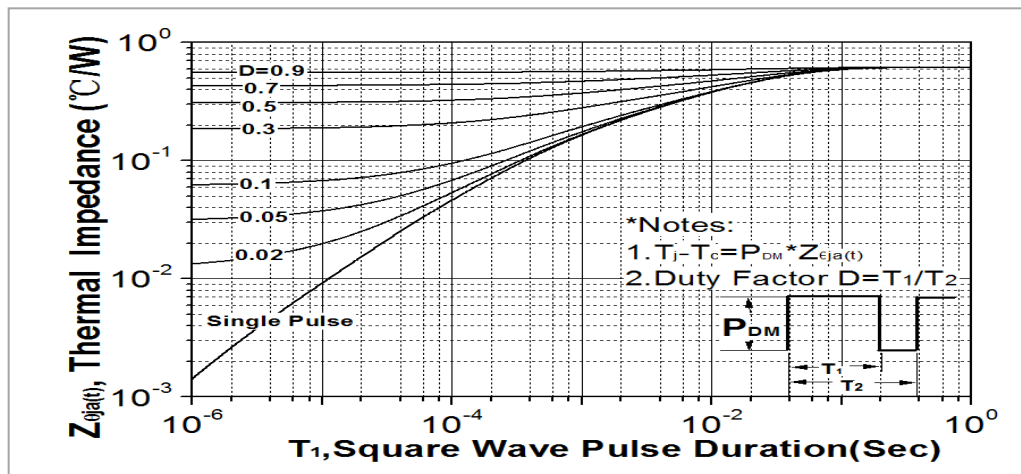


Fig. 12. Transient thermal response curve(TO-220)

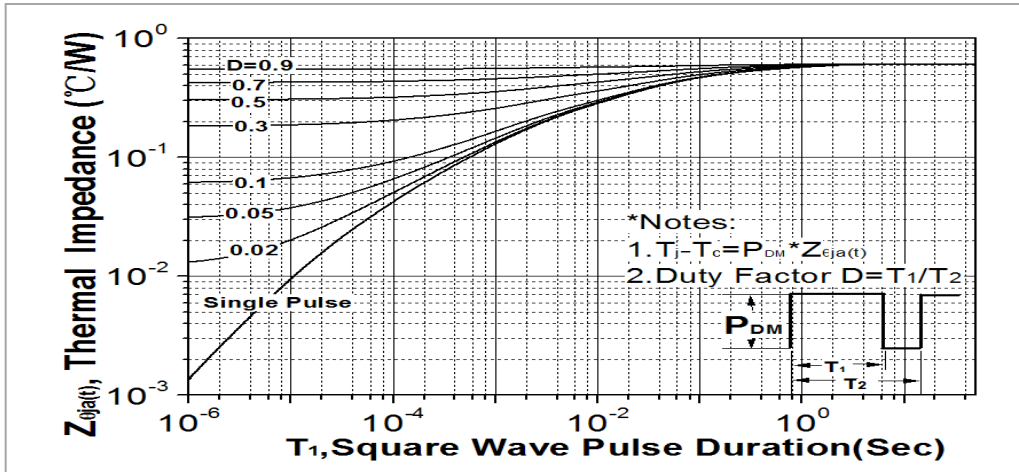


Fig. 13. Gate charge test circuit & waveform

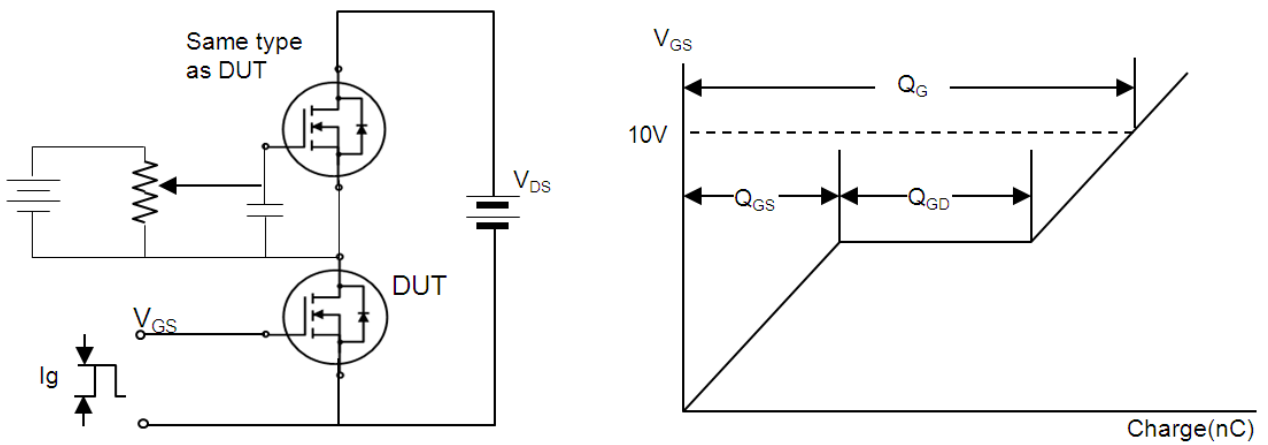


Fig. 14. Switching time test circuit & waveform

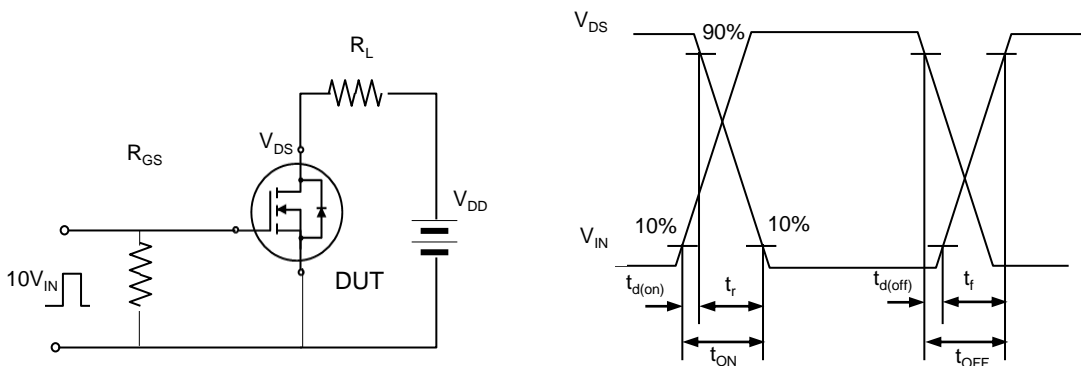


Fig. 15. Unclamped Inductive switching test circuit & waveform

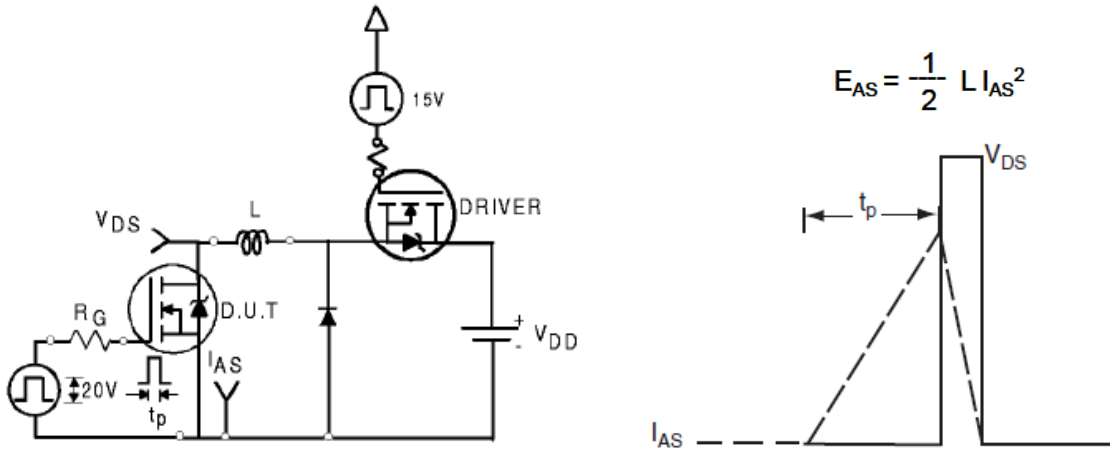
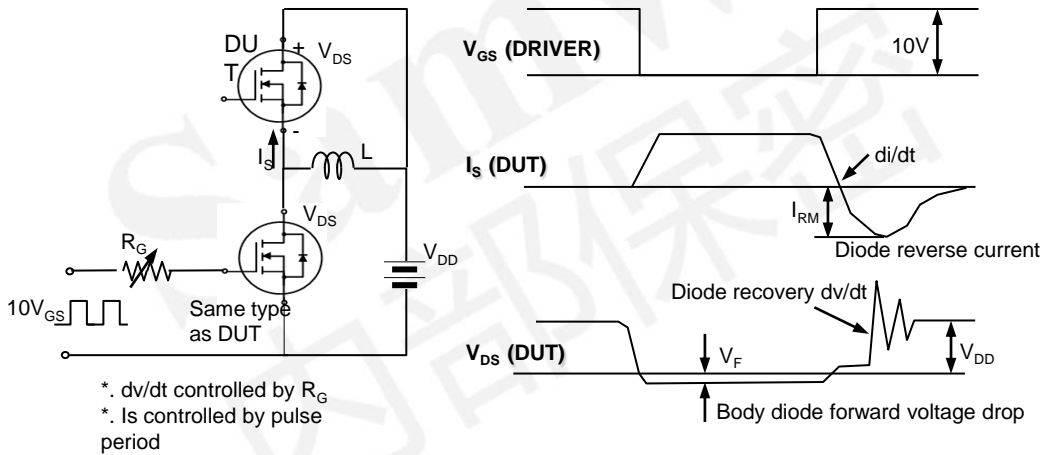


Fig. 16. Peak diode recovery dv/dt test circuit & waveform



DISCLAIMER

* All the data & curve in this document was tested in XI' AN SEMIPOWER TESTING & APPLICATION CENTE R.

* This product has passed the PCT,TC,HTRB,HTGB,HAST,PC and Solderdunk reliability testing.

* Qualification standards can also be found on the Web site (<http://www.semipower.com.cn>)

* Suggestions for improvement are appreciated, Please send your suggestions to samwin@winsemi.com

X-ON Electronics

Largest Supplier of Electrical and Electronic Components

Click to view similar products for [MOSFET](#) category:

Click to view products by [Sam&wing](#) manufacturer:

Other Similar products are found below :

[614233C](#) [648584F](#) [MCH3443-TL-E](#) [MCH6422-TL-E](#) [FDPF9N50NZ](#) [FW216A-TL-2W](#) [FW231A-TL-E](#) [APT5010JVR](#) [NTNS3A92PZT5G](#)
[IRF100S201](#) [JANTX2N5237](#) [2SK2464-TL-E](#) [2SK3818-DL-E](#) [FCA20N60_F109](#) [FDZ595PZ](#) [STD6600NT4G](#) [FSS804-TL-E](#) [2SJ277-DL-E](#)
[2SK1691-DL-E](#) [2SK2545\(Q,T\)](#) [D2294UK](#) [405094E](#) [423220D](#) [MCH6646-TL-E](#) [TPCC8103,L1Q\(CM](#) [367-8430-0972-503](#) [VN1206L](#)
[424134F](#) [026935X](#) [051075F](#) [SBVS138LT1G](#) [614234A](#) [715780A](#) [NTNS3166NZT5G](#) [751625C](#) [873612G](#) [IRF7380TRHR](#)
[IPS70R2K0CEAKMA1](#) [RJK60S3DPP-E0#T2](#) [RJK60S5DPK-M0#T0](#) [APT5010JVFR](#) [APT12031JFLL](#) [APT12040JVR](#) [DMN3404LQ-7](#)
[NTE6400](#) [JANTX2N6796U](#) [JANTX2N6784U](#) [JANTXV2N5416U4](#) [SQM110N05-06L-GE3](#) [SIHF35N60E-GE3](#)