

FM15L45

15.0A Surface Mount Schottky Barrier Rectifiers- 45V

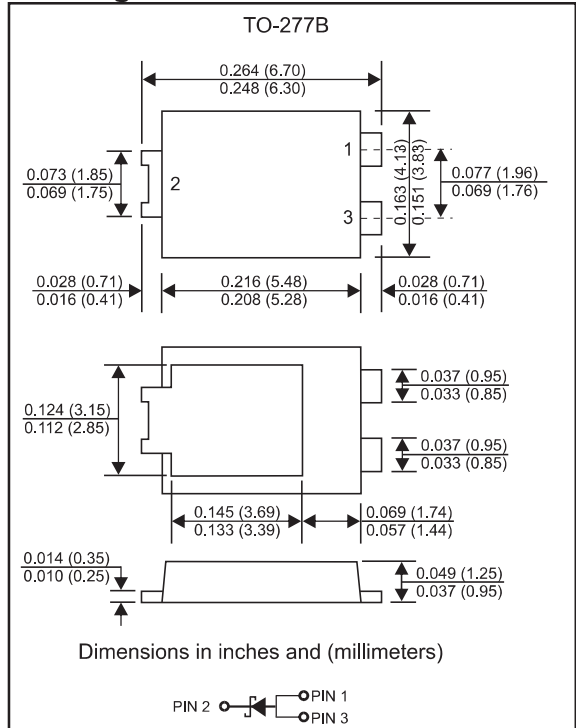
Features

- Ultra Low Forward Voltage Drop .
- Very low profile-typical height of 1.10mm
- Low Power Losses,High Efficiency Operation
- Low Thermal Resistance Package.
- High Operating Junction Temperature.
- Compliant to Halogen-free.

Mechanical data

- Epoxy:UL94-V0 rated flame retardant
- Case : TO-277B , molded Plastic
- Terminals:Solderable per MIL-STD-750,Method 2026
- Marking:SL1545
- Weight:0.093 grams(approx)

Package outline



Maximum ratings (AT $T_A=25^{\circ}\text{C}$ unless otherwise noted)

Parameter	Symbol	FM15L45	Unit
DC Blocking Voltage	V_{DC}	45	V
Working Peak Reverse Voltage	V_{RWM}		
Repetitive Peak Reverse Voltage	V_{RRM}		
RMS Reverse Voltage	V_{RMS}	31.5	V
Average Forward Rectified Current	$I_{F(AV)}$	15.0	A
Peak Forward Surge Current,8.3ms Half Sine-wave($T_A=25^{\circ}\text{C}$)	I_{FSM}	275	A
Operating junction temperature range	T_J	-55 to +150	$^{\circ}\text{C}$
Storage temperature range	T_{STG}	-55 to +150	$^{\circ}\text{C}$

Electrical Characteristics (AT $T_A=25^{\circ}\text{C}$ unless otherwise noted)

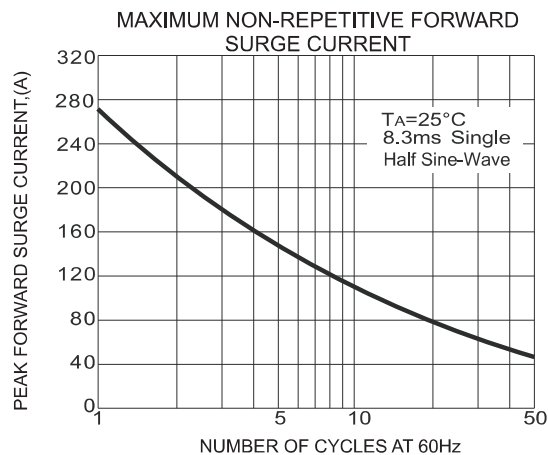
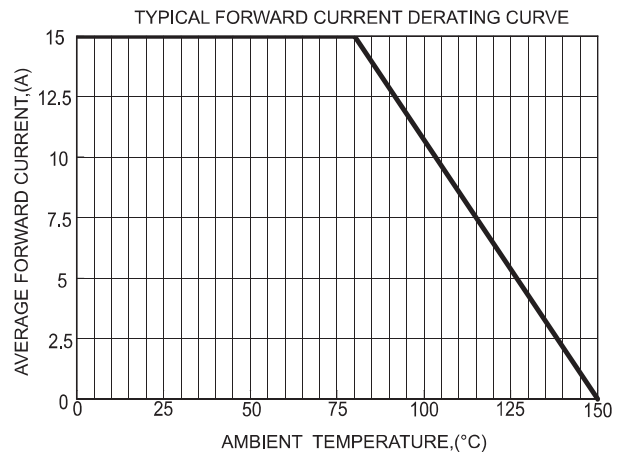
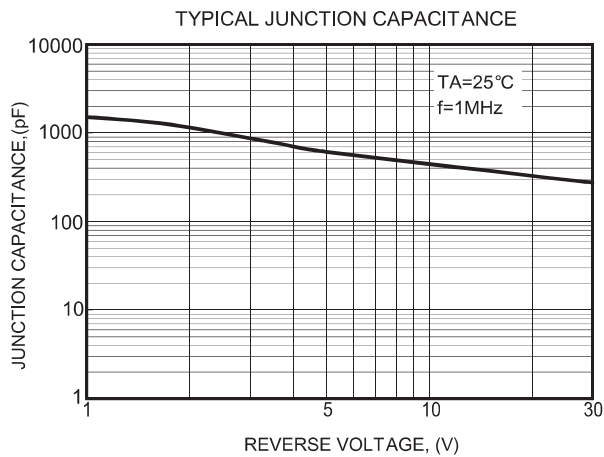
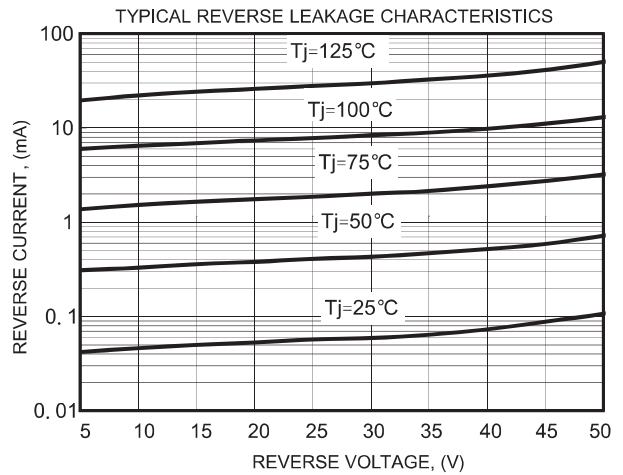
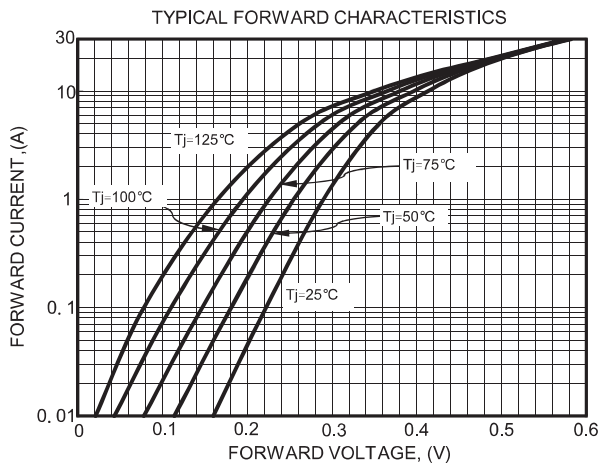
Parameter	Test Conditions	Symbol	MIN.	TYP.	MAX.	Unit
Reverse Breakdown Voltage	$I_R=0.5\text{mA}, T_J=25^{\circ}\text{C}$	V_B	45	-	-	V
Forward voltage	$I_F=7.5\text{A}, T_J=25^{\circ}\text{C}$	V_F	-	0.41	-	V
	$I_F=15\text{A}, T_J=25^{\circ}\text{C}$		-	0.45	0.48	
Reverse current	$V_R=45\text{V}, T_J=25^{\circ}\text{C}$	I_R	-	0.051	0.3	mA
	$V_R=45\text{V}, T_J=100^{\circ}\text{C}$		-	5	15	
	$V_R=45\text{V}, T_J=150^{\circ}\text{C}$		-	27	75	

Thermal Characteristics

Parameter	Symbol	FM15L45	Unit
Typical thermal resistance junction to ambient	$R_{\theta JA}$	31	$^{\circ}\text{C}/\text{W}$
Typical thermal resistance junction to case	$R_{\theta JC}$	5	$^{\circ}\text{C}/\text{W}$


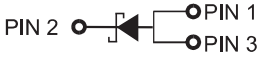
Note : Polyimide PCB, 2oz.Copper,Cathode pad dimensions 18.8mm x 14.4mm,Anode pad dimensions 5.6mm x 14.4mm.

Rating and characteristic curves

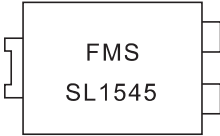


FM15L45

Pinning information

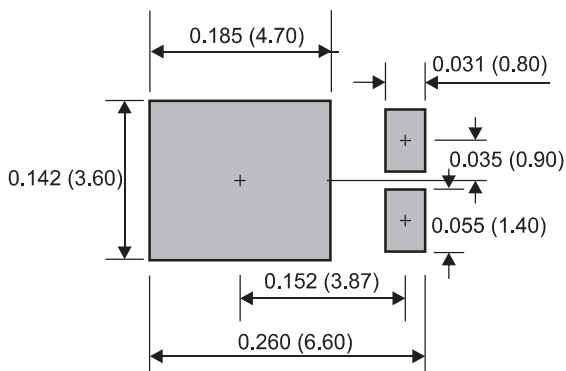
Pin	Simplified outline	Symbol
Pin2 cathode Pin1 anode Pin3 anode		

Marking

Type number	Marking code
FM15L45	

Suggested solder pad layout

TO-277B



Dimensions in inches and (millimeters)

X-ON Electronics

Largest Supplier of Electrical and Electronic Components

Click to view similar products for [Schottky Diodes & Rectifiers](#) category:

Click to view products by [Formosa](#) manufacturer:

Other Similar products are found below :

[CUS06\(Te85L,Q,M\)](#) [MA4E2039](#) [D1FH3-5063](#) [MBR0530L-TP](#) [MBR10100CT-BP](#) [MBR30H100MFST1G](#) [MMBD301M3T5G](#) [PMAD1103-LF](#) [PMAD1108-LF](#) [RB160M-50TR](#) [RB520S-30](#) [RB551V-30](#) [DD350N18K](#) [DZ435N40K](#) [DZ600N16K](#) [BAS16E6433HTMA1](#) [BAS 3010S-02LRH E6327](#) [BAT 54-02LRH E6327](#) [IDL02G65C5XUMA1](#) [NSR05F40QNXT5G](#) [NSVR05F40NXT5G](#) [JANS1N6640](#) [SB07-03C-TB-H](#) [SB1003M3-TL-W](#) [SBAT54CWT1G](#) [SBM30-03-TR-E](#) [SBS818-TL-E](#) [SK32A-LTP](#) [SK33A-TP](#) [SK34A-TP](#) [SK34B-TP](#) [SMD1200PL-TP](#) [ACDBN160-HF](#) [SS3003CH-TL-E](#) [STPS30S45CW](#) [PDS3100Q-7](#) [GA01SHT18](#) [CRS10I30A\(Te85L,QM\)](#) [MBR1240MFST1G](#) [MBRB30H30CT-1G](#) [BAS28E6433HTMA1](#) [BAS 70-02L E6327](#) [HSB123JTR-E](#) [JANTX1N5712-1](#) [VS-STPS40L45CW-N3](#) [DD350N12K](#) [SB007-03C-TB-E](#) [SB10015M-TL-E](#) [SB1003M3-TL-E](#) [SK110-LTP](#)