

S2A-A THRU S2M-A

2.0A Surface Mount General Purpose Rectifiers - 50V-1000V

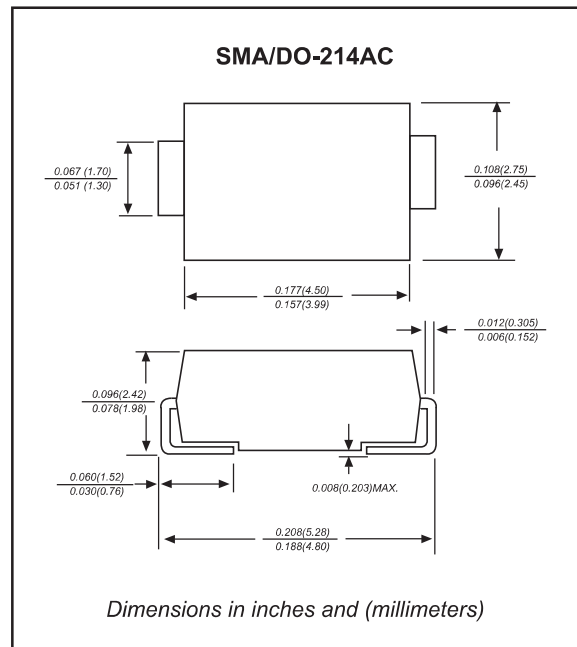
Features

- ▶ The plastic package carries Underwriters Laboratory Flammability Classification 94V-0
- ▶ For surface mounted applications
- ▶ Low reverse leakage
- ▶ Built-in strain relief, ideal for automated placement
- ▶ High forward surge current capability
- ▶ High temperature soldering guaranteed: 250°C/10 seconds at terminals
- ▶ Glass passivated chip junction
- ▶ Compliant to RoHS Directive 2011/65/EU
- ▶ Suffix "-H" indicates Halogen-free part, ex. S2M-A-H

Mechanical data

- ▶ **Case:** JEDEC DO-214AC molded plastic body
- ▶ **Terminals:** Solder plated, solderable per MIL-STD-750, Method 2026
- ▶ **Polarity:** Color band denotes cathode end
- ▶ **Mounting Position:** Any

Package outline



Maximum ratings and Electrical Characteristics (AT T_A=25°C unless otherwise noted)

PARAMETER	CONDITIONS	Symbol	MIN.	TYP.	MAX.	UNIT
Forward rectified current	See Fig.2	I _O			2.0	A
Forward surge current	8.3ms single half sine-wave (JEDEC methode)	I _{FSM}			60	A
Reverse current	V _R = V _{RRM} T _A = 25°C	I _R			5.0	μA
	V _R = V _{RRM} T _A = 100°C				50	
Thermal resistance	Junction to ambient NOTE 1	R _{θJA}		50		°C/W
Diode junction capacitance	f=1MHz and applied 4V DC reverse voltage	C _J		30		pF
Storage temperature		T _{STG}	-65		+150	°C

Note: 1.P.C.B. mounted with 0.2x0.2"(5.0x5.0mm) copper pad areas

SYMBOLS	V _{RRM} ^{*1} (V)	V _{RMS} ^{*2} (V)	V _R ^{*3} (V)	V _F ^{*4} (V)	Operating temperature T _J , (°C)
S2A-A	50	35	50	1.10	-55 to +150
S2B-A	100	70	100		
S2D-A	200	140	200		
S2G-A	400	280	400		
S2J-A	600	420	600		
S2K-A	800	560	800		
S2M-A	1000	700	1000		

*1 Repetitive peak reverse voltage

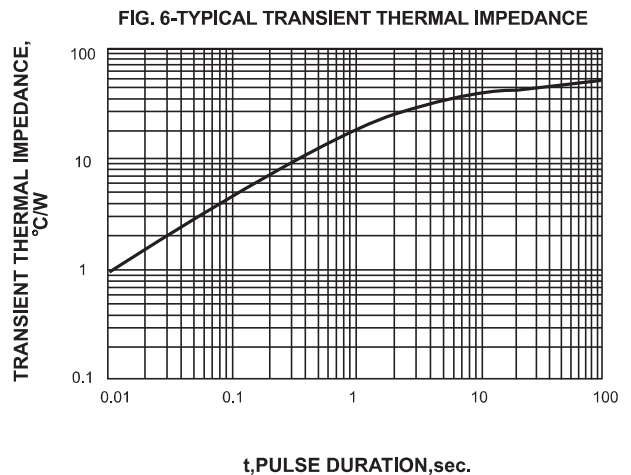
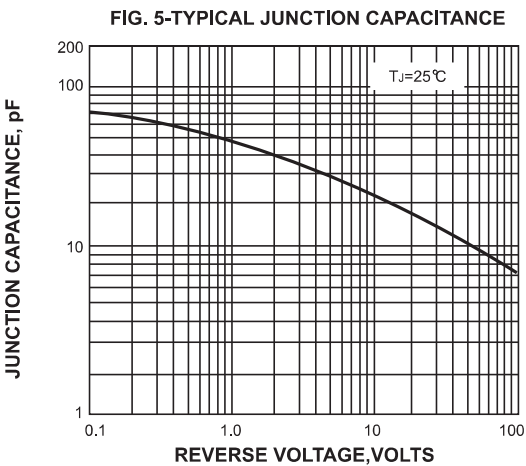
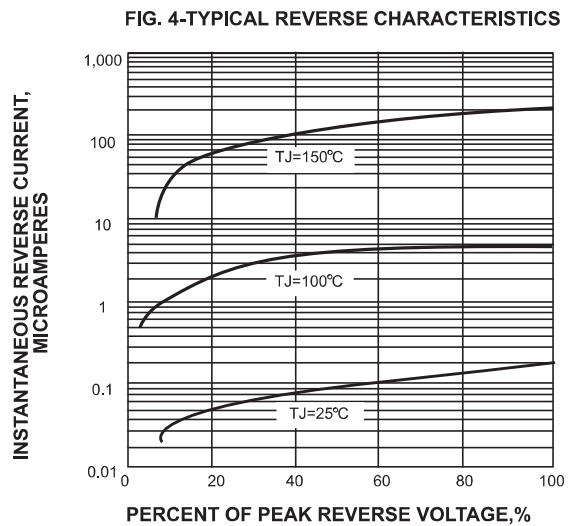
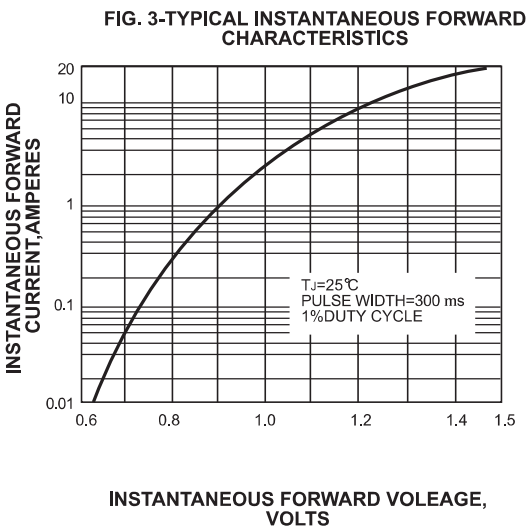
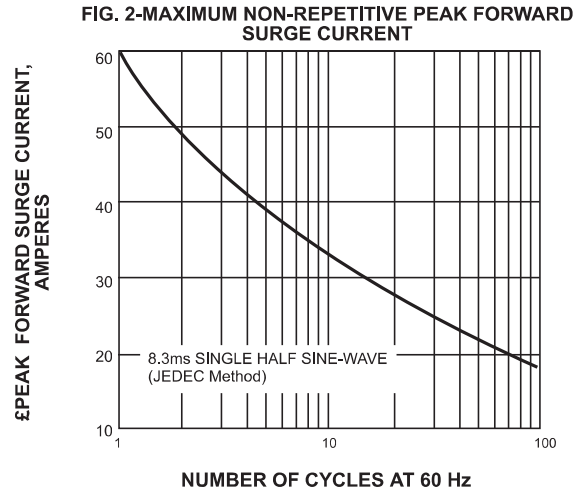
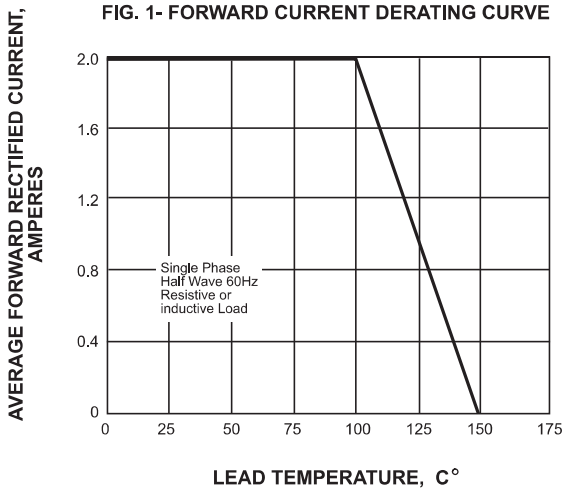
*2 RMS voltage

*3 Continuous reverse voltage

*4 Maximum forward voltage@I_F=2.0A

S2A-A THRU S2M-A

Rating and characteristic curves



S2A-A THRU S2M-A

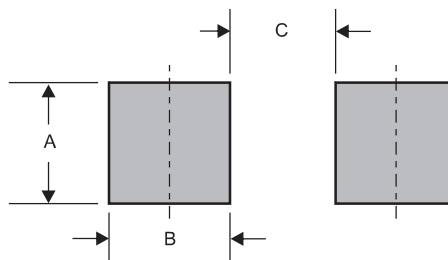
Pinning information

Pin	Simplified outline	Symbol
Pin1 cathode Pin2 anode		

Marking

Type number	Marking code	Example	
S2A-A	S2A	For Halogen Device	For Halogen-free Device
S2B-A	S2B		
S2D-A	S2D		
S2G-A	S2G		
S2J-A	S2J		
S2K-A	S2K		
S2M-A	S2M		

Suggested solder pad layout



Dimensions in inches and (millimeters)

PACKAGE	A	B	C
SMA	0.110 (2.80)	0.063 (1.60)	0.087 (2.20)

X-ON Electronics

Largest Supplier of Electrical and Electronic Components

Click to view similar products for [Diodes - General Purpose, Power, Switching category:](#)

Click to view products by [Formosa manufacturer:](#)

Other Similar products are found below :

[MCL4151-TR3](#) [MMBD3004S-13-F](#) [RD0306T-H](#) [RD0506LS-SB-1H](#) [RGP30G-E373](#) [DSE010-TR-E](#) [BAQ333-TR](#) [BAQ335-TR](#) [BAQ33-GS18](#) [BAS1602VH6327XT](#) [BAV17-TR](#) [BAV19-TR](#) [BAV301-TR](#) [BAW27-TAP](#) [HSC285TRF-E](#) [NSVBAV23CLT1G](#) [NTE525](#) [1SS181-TP](#) [1SS184-TP](#) [1SS193,LF](#) [1SS193-TP](#) [1SS400CST2RA](#) [SBAV99LT3G](#) [SDAA13](#) [LL4448-GS18](#) [SHN2D02FUTW1T1G](#) [LS4150GS18](#) [LS4151GS08](#) [SMMD7000LT3G](#) [FC903-TR-E](#) [1N4449](#) [1N4934-E3/73](#) [1SS226-TP](#) [APT100DL60HJ](#) [RFUH20TB3S](#) [RGP30G-E354](#) [RGP30M-E3/73](#) [D291S45T](#) [MCL4151-TR](#) [BAS 16-02V H6327](#) [BAS 21U E6327](#) [BAS 28 E6327](#) [BAS33-TAP](#) [BAS 70-02V H6327](#) [BAV300-TR](#) [BAV303-TR3](#) [BAW27-TR](#) [BAW56DWQ-7-F](#) [BAW56M3T5G](#) [BAW75-TAP](#)