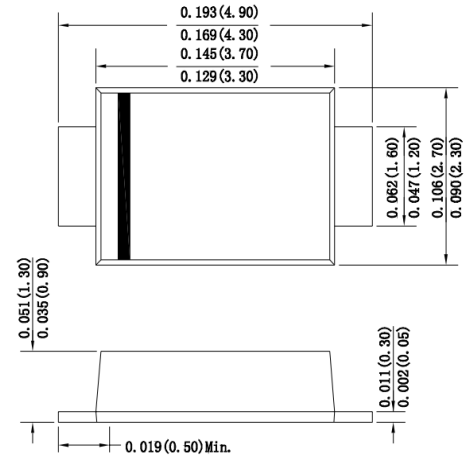


Features

- ◆ The plastic package carries Underwriters Laboratory Flammability Classification 94V-0
- ◆ For surface mounted applications
- ◆ Built-in strain relief, ideal for automated placement
- ◆ Low reverse leakage
- ◆ High forward surge current capability
- ◆ High temperature soldering guaranteed
250°C/10 seconds at terminals

SMAF


Dimensions in inches and (millimeters)

Mechanical Data

Case : Molded plastic body

Terminals : Solder plated, solderable per MIL-STD-750, Method 2026

Polarity : Polarity symbol marking on body

Mounting Position : Any

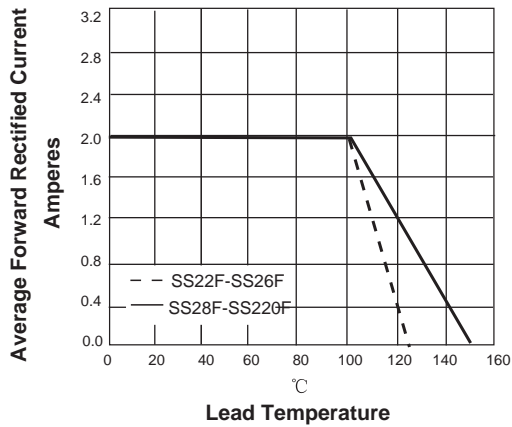
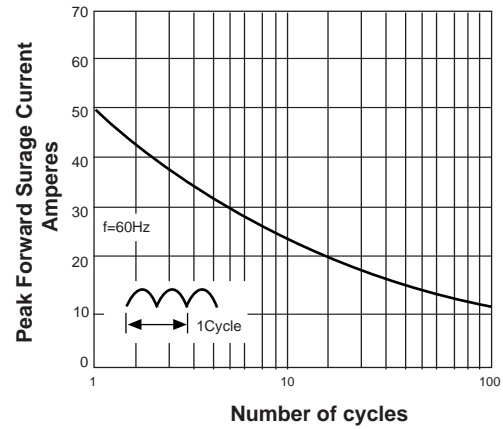
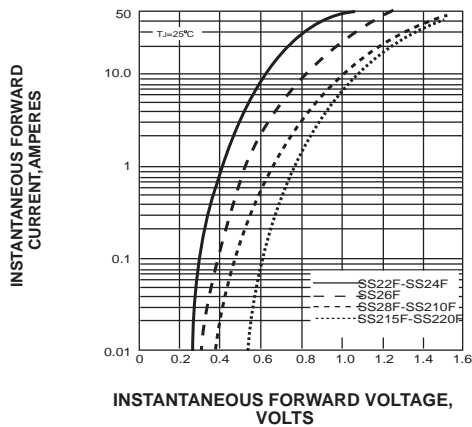
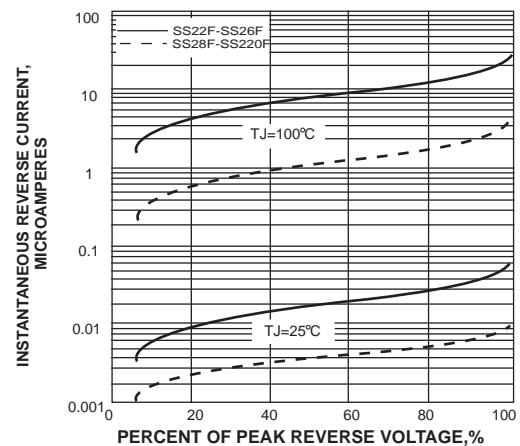
Weight : 0.0014 ounce, 0.038 grams

Maximum Ratings And Electrical Characteristics

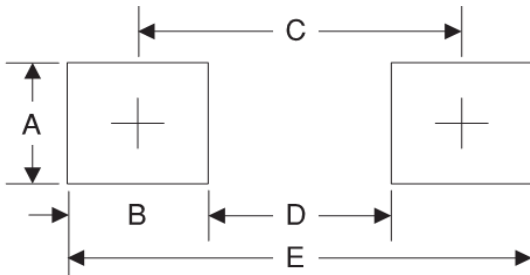
Ratings at 25°C ambient temperature unless otherwise specified. Single phase half-wave 60Hz, resistive or inductive load, for capacitive load current derate by 20%.

| Parameter | SYMBOLS | SS22F | SS24F | SS26F | SS28F | SS210F | SS215F | SS220F | UNITS |
|---|------------|-------------|-------|-------|-------------|--------|--------|--------|---------------------------|
| Maximum repetitive peak reverse voltage | V_{RRM} | 20 | 40 | 60 | 80 | 100 | 150 | 200 | V |
| Maximum RMS voltage | V_{RMS} | 14 | 28 | 42 | 56 | 70 | 105 | 140 | V |
| Maximum DC blocking voltage | V_{DC} | 20 | 40 | 60 | 80 | 100 | 150 | 200 | V |
| Maximum average forward rectified current at $T_L=100^\circ\text{C}$ | $I_{(AV)}$ | 2.0 | | | | | | | A |
| Peak forward surge current, 8.3ms single half sine-wave superimposed on rated load | I_{FSM} | 50.0 | | | | | | | A |
| Maximum instantaneous forward voltage at 2.0A | V_F | 0.55 | 0.70 | 0.85 | 0.95 | | | | V |
| Maximum DC reverse current at rated DC blocking voltage $T_A=25^\circ\text{C}$ $T_A=125^\circ\text{C}$ | I_R | 0.5 50 | | | 0.05 10 | | | mA | |
| Typical thermal resistance | R_{QJA} | 70.0 | | | | | | | $^\circ\text{C}/\text{W}$ |
| Operating junction temperature range | T_J | -55 to +125 | | | -55 to +150 | | | | $^\circ\text{C}$ |
| Storage temperature range | T_{STG} | -55 to +150 | | | | | | | $^\circ\text{C}$ |

Ratings And Characteristic Curves

FIG. 1- DERATING CURVE OUTPUT RECTIFIED CURRENT

FIG. 2-MAXIMUM NON-REPETITIVE PEAK FORWARD SURGE CURRENT PERLEG

FIG. 3-TYPICAL FORWARD VOLTAGE CHARACTERISTICS

FIG. 4-TYPICAL REVERSE LEAKAGE CHARACTERISTICS


Suggested Pad Layout



| Symbol | Unit (mm) | Unit (inch) |
|--------|-----------|-------------|
| A | 1.68 | 0.066 |
| B | 1.52 | 0.060 |
| C | 3.90 | 0.154 |
| D | 2.00 | 0.078 |
| E | 5.10 | 0.200 |

Suggested Soldering Temperature Profile

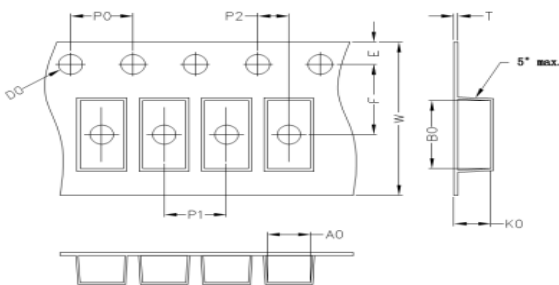


Note

- Recommended reflow methods: IR, vapor phase oven, hot air oven, wave solder.
- The device can be exposed to a maximum temperature of 265°C for 10 seconds.
- Devices can be cleaned using standard industry methods and solvents.
- If reflow temperatures exceed the recommended profile, devices may not meet the performance requirements.

Package Information

Carrier Dimension(mm)



| | | | | | |
|-----------|-----------|-----------|-----------|----------|------------------|
| A0 | B0 | K0 | D0 | E | F |
| 2.83 | 4.75 | 1.42 | 1.55 | 1.75 | 5.50 |
| P0 | P1 | P2 | T | W | Tolerance |
| 4.0 | 4.0 | 2.0 | 0.25 | 12 | 0.1 |

Package Specifications

| Package | Reel Size | Reel DIA. (mm) | Q'TY/Reel (Kpcs) | Box Size (mm) | QTY/Box (Kpcs) | Carton Size (mm) | Q'TY/Carton (Kpcs) |
|---------|-----------|----------------|------------------|---------------|----------------|------------------|--------------------|
| SMAF | 7' | 178 | 3 | 180 | 12 | 380*200*200 | 120 |
| | 11' | 278 | 7.5 | 285 | 15 | 355*310*310 | 120 |

X-ON Electronics

Largest Supplier of Electrical and Electronic Components

Click to view similar products for [Schottky Diodes & Rectifiers](#) category:

Click to view products by [Yenji](#) manufacturer:

Other Similar products are found below :

[CUS06\(TE85L,Q,M\)](#) [MA4E2039](#) [D1FH3-5063](#) [MBR0530L-TP](#) [MBR10100CT-BP](#) [MBR30H100MFST1G](#) [MMBD301M3T5G](#) [PMAD1103-LF](#) [PMAD1108-LF](#) [RB160M-50TR](#) [RB520S-30](#) [RB551V-30](#) [DD350N18K](#) [DZ435N40K](#) [DZ600N16K](#) [BAS16E6433HTMA1](#) [BAS 3010S-02LRH E6327](#) [BAT 54-02LRH E6327](#) [IDL02G65C5XUMA1](#) [NSR05F40QNXT5G](#) [NSVR05F40NXT5G](#) [JANS1N6640](#) [SB07-03C-TB-H](#) [SB1003M3-TL-W](#) [SBAT54CWT1G](#) [SBM30-03-TR-E](#) [SBS818-TL-E](#) [SK32A-LTP](#) [SK33A-TP](#) [SK34A-TP](#) [SK34B-TP](#) [SMD1200PL-TP](#) [ACDBN160-HF](#) [SS3003CH-TL-E](#) [STPS30S45CW](#) [PDS3100Q-7](#) [GA01SHT18](#) [CRS10I30A\(TE85L,QM\)](#) [MBR1240MFST1G](#) [MBRB30H30CT-1G](#) [BAS28E6433HTMA1](#) [BAS 70-02L E6327](#) [HSB123JTR-E](#) [JANTX1N5712-1](#) [VS-STPS40L45CW-N3](#) [DD350N12K](#) [SB007-03C-TB-E](#) [SB10015M-TL-E](#) [SB1003M3-TL-E](#) [SK110-LTP](#)