

SEZ52C series
SMD Zener Diodes

Revision: A

General Description

Silicon planar zener diode in a small plastic SOD-523 package.

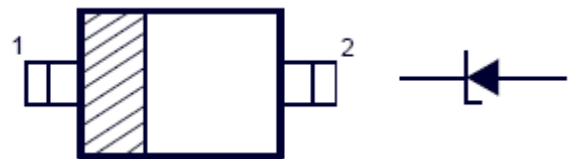
Features

- Total power dissipation: max. 200mW
- Designed for mounting on small surface
- Wide variety of voltage ranges: nom. 2.0 to 39V
- Extremely thin/leadless package
- Pb free product

Functional diagram



SOD-523



Note: 1-Cathode;2-Anode

Absolute Maximum Ratings (T_a=25°C)

Symbol	Parameter	Value	Unit
	Zener Current see Table "Characteristics"		
P _{tot}	Power Dissipation	200	mW
V _F	Maximum Forward Voltage Drop at I _F =10mA	0.9	V
IFSM	Forward current , surge peak 8.3 ms single half sine-wave superimposed on rate load (JEDEC method)	2.0	A
T _S	Storage Temperature Range	-55 to +125	°C

SEZ52C series

Electrical Characteristics										
Type	Zener Voltage			Operating resistance		Rising operating Resistance		Reverse current		@V _R =0 f=1MH z
	VZ(V)			ZZT(Ohm)		ZZK(Ohm)		IR(uA)		C(pF)
	Min	Max	Iz(mA)	Max	VR(V)	Iz	Max	Iz	Max	380
SEZ52C2	1.90	2.10	5	100	1	5	600	1	100	380
SEZ52C2V2	2.09	2.31	5	100	1	5	600	1	100	380
SEZ52C2V4	2.28	2.52	5	85	1	5	600	1	100	380
SEZ52C2V7	2.57	2.84	5	83	1	5	500	1	75	380
SEZ52C3	2.85	3.15	5	95	1	5	500	1	50	380
SEZ52C3V3	3.14	3.47	5	95	1	5	500	1	25	380
SEZ52C3V6	3.42	3.78	5	95	1	5	500	1	15	380
SEZ52C3V9	3.71	4.10	5	95	1	5	500	1	10	380
SEZ524V3	4.09	4.52	5	95	1	5	500	1	5	380
SEZ524V7	4.47	4.94	5	78	2	5	500	1	5	200
SEZ52C5V1	4.85	5.36	5	60	0.8	5	480	1	0.1	160
SEZ52C5V6	5.32	5.88	5	40	1	5	400	1	0.1	130
SEZ52C6V2	5.89	6.51	5	10	2	5	200	1	0.1	120
SEZ52C6V8	6.46	7.14	5	8	3	5	150	1	0.1	100
SEZ52C7V5	7.13	7.88	5	7	5	5	50	1	0.1	80
SEZ52C8V2	7.79	8.61	5	10	7	5	50	1	0.1	75
SE52C9V1	8.65	9.56	5	10	7	5	50	1	0.1	70
SEZ52C10	9.50	10.5	5	15	7.5	5	70	1	0.1	70
SEZ52C11	10.45	11.6	5	20	8.5	5	70	1	0.1	70
SEZ52C12	11.40	12.6	5	20	9	5	90	1	0.1	70
SEZ52C13	12.35	13.7	5	25	10	5	110	1	0.1	60
SEZ52C15	14.25	15.8	5	30	11	5	110	1	0.1	50
SEZ52C16	15.2	16.8	5	40	12	5	170	1	0.1	50
SEZ52C18	17.10	18.9	5	50	14	5	170	1	0.1	40
SEZ52C20	19.0	21.0	5	50	15	5	220	1	0.1	40
SEZ52C22	20.90	23.1	5	80	17	5	220	1	0.1	40
SEZ52C24	22.8	25.2	5	80	18	5	220	1	0.1	40
SEZ52C27	25.65	28.4	5	80	20	5	250	1	0.1	40
SEZ52C30	28.50	31.5	5	80	23	5	250	1	0.1	30
SEZ52C33	31.35	34.7	5	80	25	5	250	1	0.1	30
SEZ52C36	34.20	37.8	5	90	27	5	250	1	0.1	30
SEZ52C39	37.05	41.0	5	90	29	5	300	1	0.1	30

Breakdown Characteristics $T_J = \text{constant}$ (pulse)

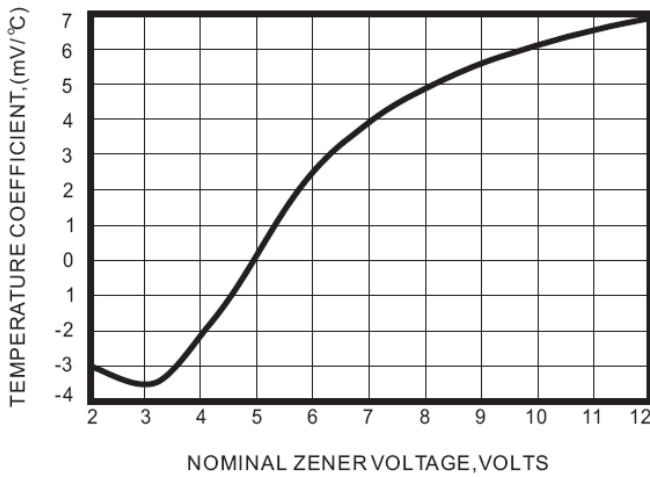


Fig1. Temperature Coefficients

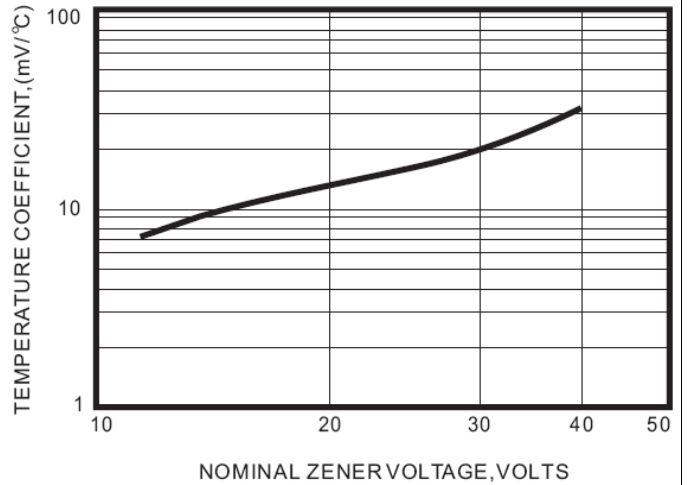


Fig2. Temperature Coefficients

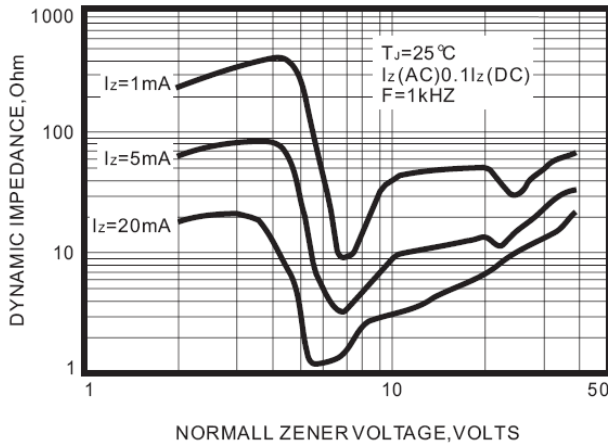


Fig3. Effect Of Zener Voltage On Zener Impedance

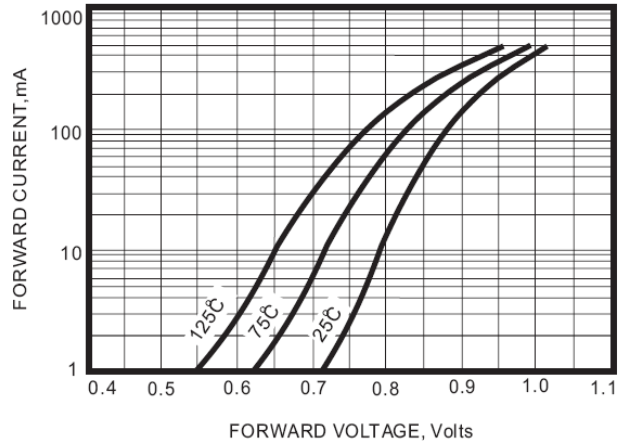


Fig4. Typical Forward Voltage

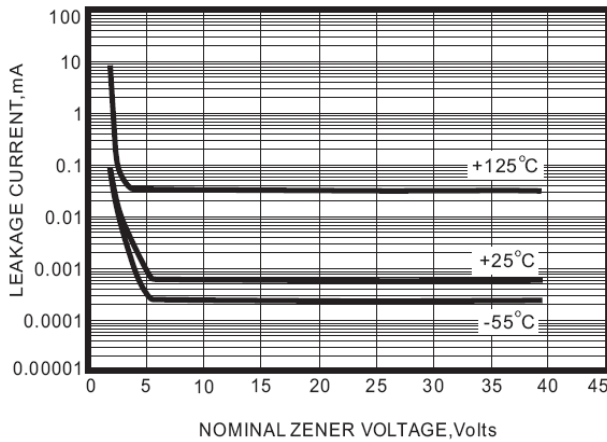


Fig5. Typical Leakage Current

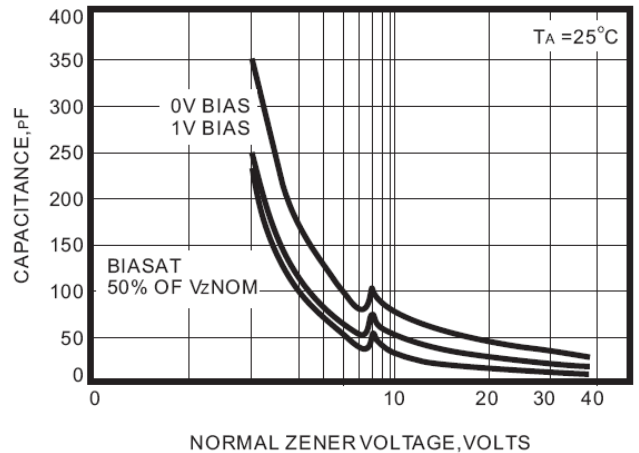


Fig6. Typical Capacitance

SEZ52C series

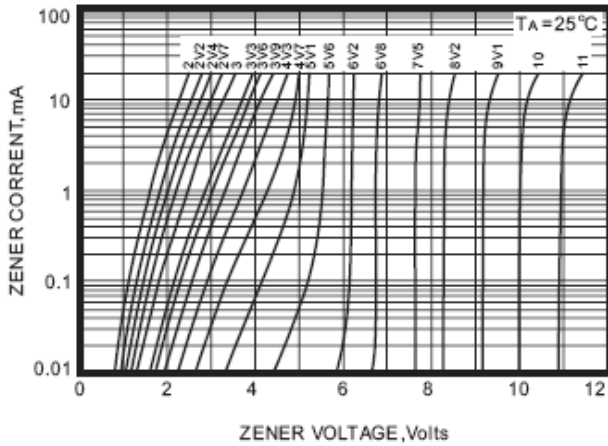


Fig7. Zener Voltage Versus Zener Current

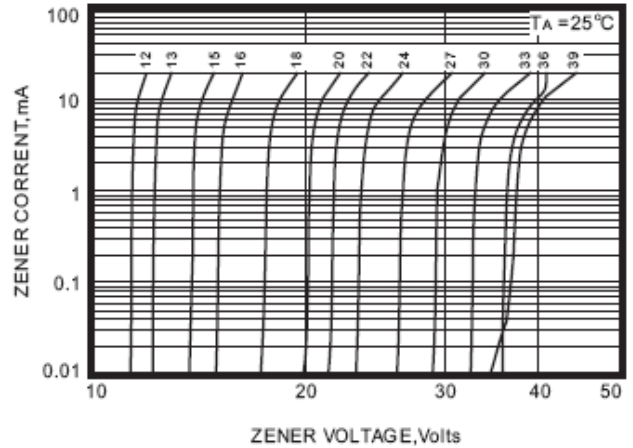


Fig8. Zener Voltage Versus Zener Current

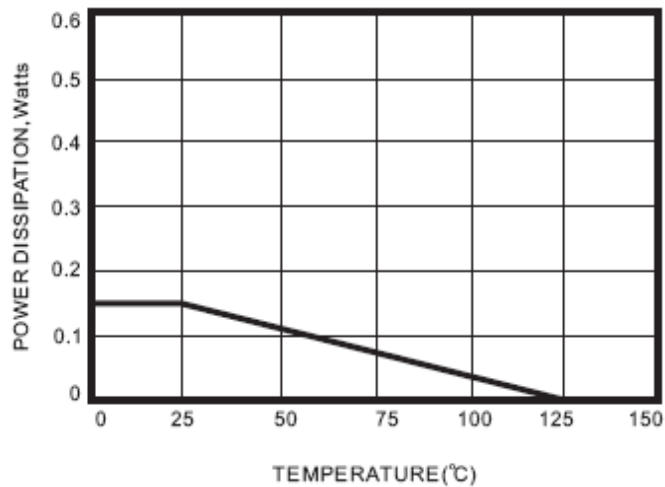
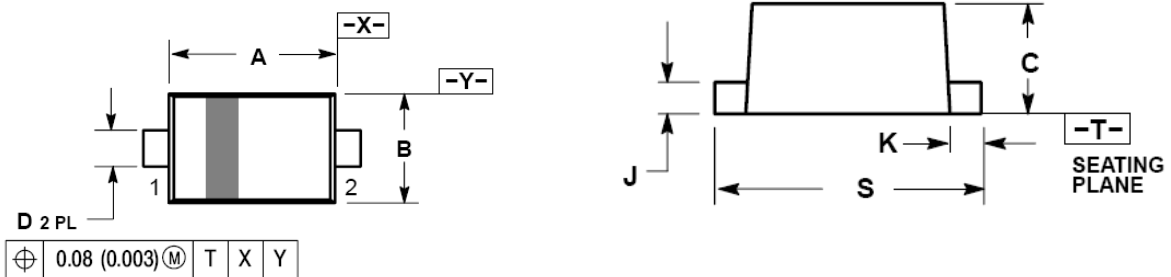


Fig9. Steady State Power Derating

SOD-523 Mechanical Data



Dim	Millimeters			INCHES		
	MIN	NOM	MAX	MIN	NOM	MAX
A	1.10	1.20	1.30	0.043	0.047	0.051
B	0.70	0.80	0.90	0.028	0.032	0.035
C	0.50	0.60	0.70	0.020	0.024	0.028
D	0.25	0.30	0.35	0.010	0.012	0.014
J	0.07	0.14	0.20	0.0028	0.0055	0.0079
K	0.15	0.20	0.25	0.006	0.008	0.010
S	1.50	1.60	1.70	0.059	0.063	0.067

The SINO-IC logo is a registered trademark of ShangHai Sino-IC Microelectronics Co., Ltd.

© 2005 SINO-IC – Printed in China – All rights reserved.

SHANGHAI SINO-IC MICROELECTRONICS CO., LTD

Add: Building 3, Room 3401-03, No.200 Zhangheng Road, ZhangJiang Hi-Tech Park, Pudong,
Shanghai 201203, China

Phone: +86-21-33932402 33932403 33932405 33933508 33933608

Fax: +86-21-33932401

Email: webmaster@sino-ic.com

Website: <http://www.sino-ic.com>

X-ON Electronics

Largest Supplier of Electrical and Electronic Components

Click to view similar products for [Zener Diodes](#) category:

Click to view products by [SINO-IC](#) manufacturer:

Other Similar products are found below :

[MMSZ5245BS-7-F](#) [RKZ13B2KG#P1](#) [RKZ5.6B2KJ#R1](#) [EDZTE6113B](#) [EDZTE6116B](#) [EDZTE616.8B](#) [1N747A](#) [1N966B](#) [NTE5116A](#)
[NTE5121A](#) [NTE5139A](#) [NTE5147A](#) [NTE5152A](#) [NTE5155A](#) [NTE5156A](#) [NTE5164A](#) [JANS1N4974US](#) [SMAJ4764A-TP](#) [RKZ5.1BKU#P6](#)
[3SMAJ5946B-TP](#) [3SMAJ5950B-TP](#) [3SMBJ5920B-TP](#) [3SMBJ5925B-TP](#) [TDZTR24](#) [441774C](#) [MMSZ4678-TP](#) [MMSZ5232BQ-13-F](#)
[BZG04-36](#) [BZG05C9V1-HE3-TR](#) [HZM30NBTR-E](#) [UDZTE-175.1B](#) [3SMAJ5945B-TP](#) [3SMAJ5947B-TP](#) [3SMBJ5941B-TP](#) [DL4746A-TP](#)
[RKZ18B2KK#R1](#) [RKZ10B2KL#R1](#) [RKZ6.8B2KL#R1](#) [RKZ8.2B2KL#R1](#) [DZ2S240M0L](#) [SMAZ27-TP](#) [SMBZ5920B-E3/52](#) [ZMM3.0](#)
[RD16UM-T1-A](#) [RD39S-T1-A](#) [RD9.1S-T1-A](#) [RD10S-T1-A](#) [RD20S-T1-A](#) [RD2.2S-T1-A](#) [RD2.7UM-T1-A](#)