

Polymer PTC Resettable Fuse JK60 Series

Features:

- ✧ RoHS Compliant & Halogen Free
- ✧ Radial leaded Devices
- ✧ Cured, flame retardant epoxy polymer insulating material meets UL94V-0 requirements
- ✧ Operation Current: 0.05A~5A , Maximum Voltage: 60Vdc, Operating Temperature: -40°C TO 85°C
- ✧ Agency recognition:UL、TUV



Product Dimensions

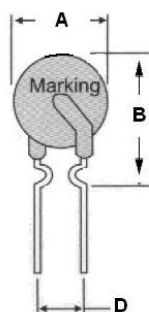


Fig.1

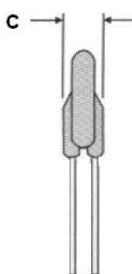


Fig.2

Unit : mm

JK60 Series

Model	Dimensions (mm)				Lead material	Shape
	A(max)	B(max)	C(max)	D(typ)	Tinned matel(mm)	Fig
JK60-005	5.0	8.5	3.0	5.1	24AWG/Φ0.5	1
JK60-010	5.5	9.5	3.0	5.1	24AWG/Φ0.5	1
JK60-017	7.4	12.7	3.0	5.1	24AWG/Φ0.5	1
JK60-020	7.4	12.7	3.0	5.1	24AWG/Φ0.5	1
JK60-025	7.4	12.7	3.0	5.1	24AWG/Φ0.5	1
JK60-030	7.4	13.0	3.0	5.1	24AWG/Φ0.5	1
JK60-040	7.8	16.2	3.0	5.1	24AWG/Φ0.5	1
JK60-050	7.8	16.2	3.0	5.1	24AWG/Φ0.5	1
JK60-065	9.7	17.8	3.0	5.1	22AWG/Φ0.6	1
JK60-075	10.4	18.4	3.0	5.1	22AWG/Φ0.6	1
JK60-090	11.7	18.4	3.0	5.1	22AWG/Φ0.6	1

ShenZhen JinRui Electronic Material Co.,Ltd

TEL: 0755-26546327 29356619

Web Site: <http://www.jkpptc.com>

Add: JinKe Industry Park ,No. 310,Wuhe Road ,Guanlan,Longhua,Shenzhen ,Guangdong。

FAX: 0755-26546562

E-mail:customer@jkpptc.com

Specifications are subject to change without notice !



JK60-110	13.0	18.0	3.0	5.1	20 AWG/Φ0.8	2
JK60-135	14.5	19.6	3.0	5.1	20 AWG/Φ0.8	2
JK60-160	16.3	21.3	3.0	5.1	20 AWG/Φ0.8	2
JK60-185	17.8	22.9	3.0	5.1	20 AWG/Φ0.8	2
JK60-200	17.8	22.9	3.0	5.1	20 AWG/Φ0.8	2
JK60-250	21.3	26.4	3.0	10.2	20 AWG/Φ0.8	2
JK60-300	21.3	26.4	3.0	10.2	20 AWG/Φ0.8	2
JK60-375	28.5	33.5	3.0	10.2	20 AWG/Φ0.8	2
JK60-500	28.5	33.5	3.0	10.2	20 AWG/Φ0.8	2

Note: ① Dimensions A, B, C is the maximum size, D values are typical tolerance of $\pm 0.50\text{mm}$

Thermal Derating Chart-IH (A)

JK60 Series

Model	Maximum ambient operating temperatures (°C)									
	-40	-20	0	25	40	50	60	70	80	85
JK60-005	0.08	0.07	0.06	0.05	0.04	0.04	0.03	0.03	0.02	0.02
JK60-010	0.15	0.13	0.12	0.10	0.09	0.08	0.07	0.06	0.05	0.04
JK60-017	0.25	0.23	0.20	0.17	0.15	0.13	0.12	0.10	0.09	0.06
JK60-020	0.30	0.27	0.24	0.20	0.18	0.16	0.14	0.12	0.10	0.08
JK60-025	0.37	0.34	0.30	0.25	0.22	0.20	0.18	0.15	0.13	0.10
JK60-030	0.45	0.40	0.35	0.30	0.27	0.24	0.21	0.19	0.16	0.12
JK60-040	0.60	0.54	0.47	0.40	0.36	0.32	0.28	0.25	0.21	0.16
JK60-050	0.75	0.68	0.59	0.50	0.45	0.40	0.36	0.31	0.27	0.20
JK60-065	0.97	0.88	0.77	0.65	0.58	0.52	0.46	0.41	0.35	0.26
JK60-075	1.12	1.02	0.89	0.75	0.67	0.60	0.54	0.47	0.40	0.30
JK60-090	1.35	1.22	1.07	0.90	0.81	0.73	0.64	0.56	0.48	0.36
JK60-110	1.65	1.49	1.31	1.10	0.99	0.89	0.79	0.69	0.59	0.44
JK60-135	2.02	1.83	1.60	1.35	1.21	1.09	0.97	0.85	0.72	0.54
JK60-160	2.40	2.17	1.90	1.60	1.44	1.29	1.15	1.00	0.86	0.64
JK60-185	2.77	2.51	2.20	1.85	1.66	1.49	1.33	1.16	1.00	0.74
JK60-200	3.00	2.72	2.38	2.00	1.80	1.62	1.44	1.26	1.08	0.80
JK60-250	3.75	3.40	2.97	2.50	2.25	2.02	1.80	1.57	1.35	1.00
JK60-300	4.50	4.08	3.57	3.00	2.70	2.43	2.16	1.89	1.62	1.20
JK60-375	5.62	5.1	4.46	3.75	3.37	3.03	2.70	2.36	2.02	1.50
JK60-500	7.50	6.80	5.95	5.00	4.50	4.05	3.60	3.15	2.70	2.00

ShenZhen JinRui Electronic Material Co.,Ltd

TEL: 0755-26546327 29356619

Web Site: <http://www.jkpptc.com>

Add: JinKe Industry Park ,No. 310,Wuhe Road ,Guanlan,Longhua,Shenzhen ,Guangdong。


Specifications are subject to change without notice !

FAX: 0755-26546562

E-mail: customer@jkpptc.com

Electrical Characteristic
JK60 Series

Model	I _{Hold} (A)	I _{Trip} (A)	V _{max}	I _{max}	P _{d max}	Maximum Time to Trip		Nominal resistance(Ω)	
			V _(DC)	A _(DC)	W	Current (A)	Time (S)	R _{min}	R _{max}
JK60-005	0.05	0.15	60	40	0.26	0.25	8.0	7.3	20
JK60-010	0.10	0.3	60	40	0.38	0.5	5.0	2.5	7.5
JK60-017	0.17	0.34	60	40	0.48	0.85	5.0	2	5.21
JK60-020	0.2	0.4	60	40	0.41	1.0	5.0	1.5	2.84
JK60-025	0.25	0.5	60	40	0.45	1.25	5.0	1.0	1.95
JK60-030	0.30	0.6	60	40	0.49	1.5	5.0	0.76	1.38
JK60-040	0.40	0.8	60	40	0.56	2.0	5.0	0.45	0.88
JK60-050	0.50	1.0	60	40	0.77	2.5	5.0	0.40	0.79
JK60-065	0.65	1.3	60	40	0.88	3.25	5.0	0.31	0.50
JK60-075	0.75	1.5	60	40	0.92	3.75	5.0	0.25	0.42
JK60-090	0.90	1.8	60	40	0.99	4.5	5.0	0.20	0.33
JK60-110	1.10	2.2	60	40	1.5	5.5	8.0	0.15	0.27
JK60-135	1.35	2.7	60	40	1.7	6.75	8.0	0.12	0.21
JK60-160	1.60	3.2	60	40	1.9	8.0	8.0	0.09	0.16
JK60-185	1.85	3.7	60	40	2.1	9.25	8.0	0.08	0.14
JK60-200	2.00	4.0	60	40	2.3	10.0	8.0	0.07	0.14
JK60-250	2.50	5.0	60	40	2.5	12.5	8.0	0.05	0.10
JK60-300	3.00	6.0	60	40	2.8	15.0	8.0	0.04	0.08
JK60-375	3.75	7.5	60	40	3.2	18.75	24.0	0.03	0.06
JK60-500	5.00	10	60	40	3.5	25.0	24.0	0.02	0.06

Marking System
JK □□ — □□□

Test Procedures And Requirements
JK60 Series

Test	Test Conditions	Accept/Reject Criteria
Resistance	In still air @ 25°C	$R_{min} \leq R \leq R_{max}$

ShenZhen JinRui Electronic Material Co.,Ltd

TEL: 0755-26546327 29356619

 Web Site: <http://www.jkpptc.com>

Add: JinKe Industry Park ,No. 310,Wuhe Road ,Guanlan,Longhua,Shenzhen ,Guangdong。

Specifications are subject to change without notice !

FAX: 0755-26546562

 E-mail: customer@jkpptc.com

Time to Trip	Specified current, V_{max} , 25°C	Tmaximum Time to Trip
Hold Current	60min, at I_H	No trip
Trip Cycle Life	V_{max} , I_{max} , 100cycles	No arcing or burning
Trip Endurance	V_{max} , 24hours	No arcing or burning

Physical Characteristics and Environmental Specifications

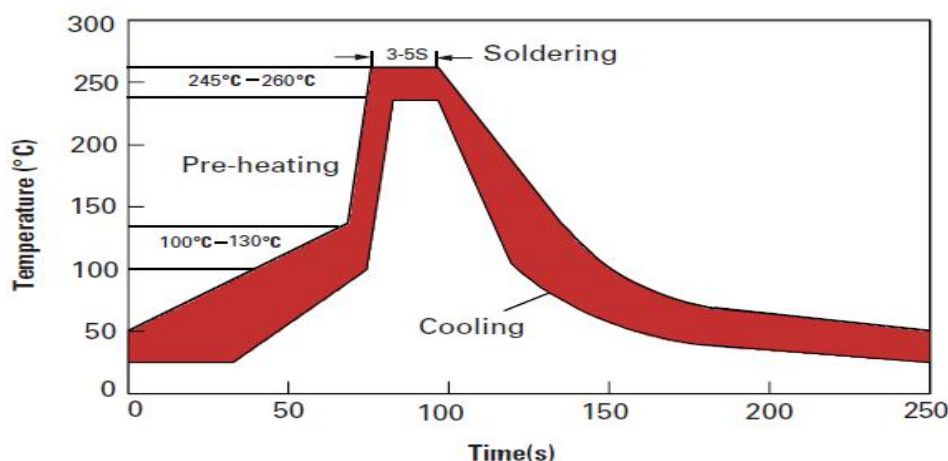
Physical Characteristics

JK60 Series

Test	Conditions	Resistance change
Passive aging	+85°C, 1000hrs	±8% typical
Humidity aging	+85°C, 85%R.H.1000hrs	±8% typical
Thermal shock	+125°C to -55°C, 10times	±12% typical
Resistance to solvent	MIL-STD-202, Method 215	No change
Vibration	MIL-STD-202, Method 201	No change

Operation Condition

- 1 Ambient temperature: -40°C~85°C
- 2 Humidity: ≤95%HR(40°C)
- 3 Atmospheric pressure: 86Kpa ~106Kpa.
- 4 Vibration frequency: 10Hz ~ 50Hz.
- 5 Acceleration: 98m/s².
- 6 Storage temperature: -40°C~85°C.
- 7Soldering
 - 7.1 Wave Soldering:
 - Soldering Temperature:240°C~270°C
 - Soldering Time:≤5sec.
 - Soldering Position: Resettable fuse wire and the bottom ≥ 6mm。



recommended curve

7.2 Manual soldering

Soldering Temperature:280°C~300°C

Soldering Time: ≤2sec.

Soldering Position: Resettable fuse wire and the bottom ≥ 6mm。

Electrical Specifications: I_H =Hold current:maximum current at which the device will not trip at 25°C still air. I_T =Trip current:minimum current at which the device will nalways at 25°C still air. V_{max} =Maximum voltage device can withstand without damage at rated current. I_{max} =Maximum fault current device can withstand tithout damage at rated voltage. T_{trip} =Maximum time to trip(s) at assigned current. P_d =Typical power dissipation:typical amount of power dissipated by the decice when in state air environment. R_{min} =Minimum device resistance at 25°C prior to tripping. R_{max} =Maximum device resistance at 25°C prior to tripping.**Packaging and Storage**

JK60-005~JK60-110 1000Pcs/Bag or 2000Pcs/Box

JK60-135~JK60-200 500 Pcs/Bag

JK60-250~JK60-500 200 Pcs/Bag

Warning:

PPTC devices are intended for protection against occasional over-current or over-temperature fault conditions,and should not be used when repeated fault conditions are anticipated.Operation beyond maximum tatings of improper use may result in device damage and possible electrical arcing and flame.

Notes:

The specification is intended to present application,product and technical data to assist the user in selecting PPTC circuit production devices,However,users should imdependently evaluate and test the suitability of each product.JinRui makes on warranties as to the acduracy or completeness of the information and disclaims any liatilty resulting form its use,JinRui's only obligations are those im the JinRui Standard Rems and Conditions of Sale and in no case will JinRui be liable for any incidental,indirect,or consequential damages arising from the sale,resale,or misues of its products.JinRui reserves the right to change of update,without notice,any information contained in this specification.

X-ON Electronics

Largest Supplier of Electrical and Electronic Components

Click to view similar products for [Resettable Fuses - PPTC category](#):

Click to view products by [Jinrui Electronic Materials manufacturer](#):

Other Similar products are found below :

[0001.1010.G](#) [D38999/20WG39JN](#) [F02B250V1-4AS](#) [9728214S-2\(621\)](#) [RF0627-000](#) [RF2534-000](#) [ASMD185-2](#) [EN2997S61212AN](#)
[EN2997SE61203AN](#) [BK-ABC-V-5-R](#) [LR4-550RAF](#) [SMD125-2](#) [F60C500V20AS](#) [RF0078-000](#) [RF1548-000](#) [RF1973-000](#) [RF2171-000](#)
[RF2531-000](#) [RF2533-000](#) [RF2550-000](#) [TR600-150Q-B-0.5-0.130](#) [BK-AGX-20](#) [5E4795/04-1502](#) [EN2997S61212MN](#) [EN2997SE61203MN](#)
[EN2997SE61212AN](#) [EN2997SE61212MN](#) [BK1/S505-1.25-R](#) [TR-3216FF20-R](#) [TRF250-080T-B-1.0-0.125](#) [JT06RT1832BN014](#) [S-3-2-10](#)
[SMD100-2](#) [FRN-R-5-6-10](#) [FRS-R-3-2-10](#) [LP-CC-2-1-2](#) [LPS-RK-3-2-10SP](#) [BK-AGC-1-8-R](#) [BK-AGC-2-10-R](#) [BK-AGC-7-1-2](#) [BK-GDC-](#)
[500MA](#) [BK-MDL-1-6-10-R](#) [BK-SFE-4](#) [BK-ABC-1-R](#) [BK-C518-250-R](#) [BK-GDB-2A](#) [BK-MDL-1-8-R](#) [BK-MDL-6](#) [BK-AGC-5-R](#) [BK-ATC-](#)