



承認書

SPECIFICATION FOR APPROVAL

客戶名稱及編號:

CUSTOMER:

K4625

產品名稱:

ROCKER AND LEVER HANDLE

DESCRIPTION:

SWITCH

產品型號:

MODEL NO:

MR-1-202-A03-0003-RS

本司料號:

OUR PART NO:

LS00102ZUR

客戶料號:

CUSTOMER PART NO:

C312278

承認書編號:

SPECIFICATION NO:

YF-ENG-F-30119

日期:

DATE:

2019-03-01

WRITTEN 制定:

APPROVAL 審核:

承認書附頁：圖紙,規格書

承認欄

CUSTOMER APPROVAL SIGNATURE

MODEL NO.:

APPROVED NO.:

PART NO.:

DATE:



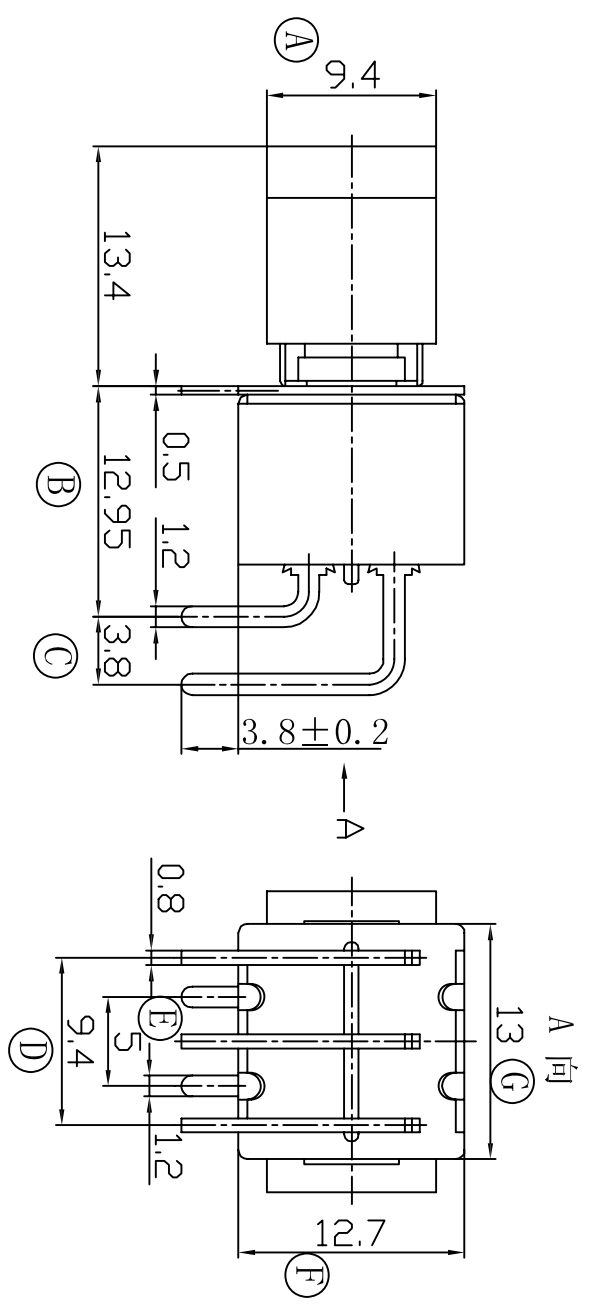
源丰电子公司

Yuenfung Ec Company

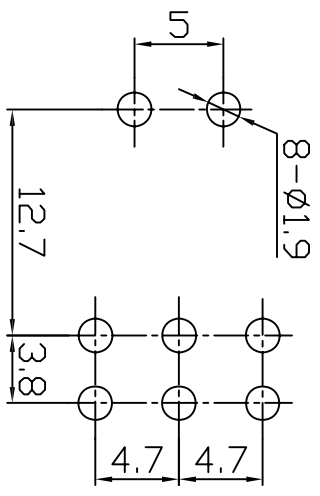
深圳市寶安區福永鎮第一工業區 24 棟
Tel:0755-33809280~3 Fax:0755-33809285

REV	DESCRIPTION	DESIGNER	DATE

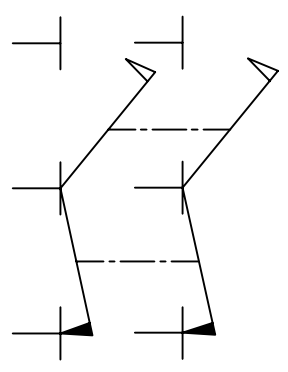
自由公差	公差
类别	±0.10
区分	±0.15
0	<5
0.50	<10
5.0	<20
10.0	<50
20.0	<100
未标注R角	R0.2
未标注角度公差	±1°



安装尺寸 (Mounting)



电路图 (Circuitry)



ON-ON

NO	NAME	MATERIAL	QTY	FINISHING	NO	NAME	MATERIAL	QTY	FINISHING
1	手柄	黄铜	1	镀铬	7	动触片	H65	2	镀银
2	轴套	黄铜	1	镀铬	8	端子	H65	6	镀银
3	铁盖	SUS	1	本色	9	基座	PPA	1	红色
4	弹簧	碳钢	1	黑色	10	按钮	PA66	1	黑色
5	摆杆	SPCC	1	镀镍	11				
6	滑块	PA46	1	黑色	12				

注: (A)~(F)为重点检测尺寸

SCALE	1:1	UNIT	mm
APVD		DATE	2010.3.3
CKD	胥艳平	DWN	徐耀飞
SPECIFICATION NO.	YF-ENG-F-30119		
DESCRIPTION:	ROCKER AND LEVER HANDLE SWITCH		
MODEL NO.	MR-1-202-A03-0003-RS		
PART No.	LS001022NR		

源丰电子公司
Yuenfung Etc Company



Yuenfung Ec Company

源丰电子公司

SPECIFICATION 规格书		承认书编号	YF-ENG-F-30119
		版 本	A/0
		页 次	第1页 共3页
		发布日期	2017-12-20
WRITTEN 制定	雷艳平	审 核	
		APP'D审批	
MODEL/SERIES/NAME 系列名称:		ROCKER AND LEVER HANDLE SWITCH	
MODEL NO 产品型号:		MR-1-202-A03-0003-RS	
1.RATING 额定值:		2A 250V AC 5A 125V AC	
2.FUNCTION 接触型式:		DPDT 6P	
3. ELECTRICAL FEATURES:		ON-ON	
4.ELECTRICAL CHARACTERISTICS 电气性能规格:			
ITEM 项目		TEST CONDITIONS 测试条件	PERFORMANCE 表现
4.1	CONTACT RESISTANCE 接触电阻	MEASURED AT SMALL CURRENT(100mA OR LESS)1000Hz 在微小电流(100mA)以下测试.	50mΩ MAX 50毫欧以下
4.2	INSULATION RESISTANCE 绝缘电阻	APPLY A VOL TAGE OF 500V DC FOR 1 MIN.TO FOLLOWING PORTIONS AFTER WHICH MEASUREMENT SHALL BE MADE: (1)BETWEEN BODY AND CONDUCTOR. (2)BETWEEN CONDUCTORS NOT TO BE CONTACT. 输入100V DC电压1分钟,按以下接触方法测试: (1)接触端子之间. (2)塑胶体与端子之间.	100MΩ MIN 100兆欧以上
4.3	DIELECTRIC STRENGTH 耐电压	AC1500V ims(50-60Hz)FOR 1 MIN : (1)BETWEEN TERMINALS. (2)BETWEEN INDIVIDUAL TERMINALS AND FRAME. 输入AC1500V (50-60Hz)电压1分钟,按以下接触方法测试: (1)接触端子之间.(2)塑胶体与端子之间.	NO DAMAGE TO PARTS ARCING,OR BREAKDOWN ETC. 没有绝缘破坏等异常.
5	PRACTICAL TEMPERATURE RANGE 使用温度范围	AT-16℃~+85℃ 在-16℃~+85℃温度内使用	
6	STANDARD ATMOSPHEIC CONDITIONS 测试标准状态	UNLESS OTHERWISE SPECIFIED. THE STANDARD RANGE OF ATMOSPHERIC CONDITIONS FOR MAKING MEASUREMENTS AS FOLLOWS: (1)AMBIENT TEMPERATURE:5℃TO35℃. (2)RELATIVE HUMIDITY:45%TO85%. 在没有指定的情况下测试温度,湿度如下: (1)温度为5℃-35℃.(2)湿度为45%-85%.	
6.1	STORE THE PERIOD 储存期	TEMPERATUER: 0℃~30℃ 温度: 0℃~30℃ DEGREE OF HUMIDITY	THREE MONTH 三个月



Yuenfung Ec Company

源丰电子公司

SPECIFICATION 规格书		承认书编号	YF-ENG-F-30119
		版 本	A/0
		页 次	第2页 共3页
		发布日期	2017-12-20
WRITTEN 制定	雷艳平	审 核	
		APP'D审批	
ITEM项目		TEST CONDITIONS 测试条件	PERFORMANCE 表现
7.1	OPERATION FORCE 动作力		800±250gf
7.2	TERMINAL STRENGTH 端子强度	A STATIC LOAD OF 300gf SHALL BE APPLIED TO THE TIP OF THE TERMINAL FOR 1 MIN, IN ANY DIRECTION 在任意一个方向的先端加上300gf力度测试,时间为1分钟.	ELECTRICAL CHARACTERISTICS SHALL BE SATISFIED WITHOUT DAMAGE OR EXCESSIVE LOOSENESS OF TERMINALS 在排脚中没有裂开,松动等异常,满足于机械,电器性能.
7.3	LIFE TEST 寿命测试	1.ENDURANCE WITHOUT LOADING: THE TEST SHOULD BE TAKEN AT A SPEED OF 15-20 CYCLES FOR 1 MIN; 1.5 TIMES OF THE STANDARD FORCE 无负荷:每分钟15-20回速度测试压力不得超过标准力度1.5倍.进行测试 2.ENDURANCE WITH LOADING: THE TEST SHOULD BE TAKEN AT A SPEED OF 15-20 CYCLES FOR 1 MIN; OPERATE PRESSURE SHOULD BE UNDER THE 1.5 TIMES OF THE STANDARD FORCE 负荷:在负荷的条件下以每分钟15-20回的速度压力不得超过标准力度1.5倍.进行测试	(1). 20,000 CYCLES CONTACT AT WITHOUT LOADING. 在无负荷下20,000次接触 (2). 10,000 CYCLES MECHANICAL AND ELECTRICAL CHARACTERISTICS SHALL BE SATISFIED 10,000次满足于机械,电器性能;
8. DURABILITY 耐久性:			
ITEM项目		TEST CONDITIONS 测试条件	PERFORMANCE 表现
8.1	SOLDERABILITY TEST 可焊性试验	THE TOP OF THE TERMINALS SHALL BE DIPPED 2mm IN THE SOLDER BATH OF 230±10°C FOR 3±0.5 SECONDS. 端子顶部被浸入锡焊池中2mm深,浓度为230±10°C,时间为3±0.5秒.	THE AREA OF SOLDERING, SHOULD BE OVER 75%. 焊接面积要有75%以上.
8.2	RESISTANCE TO SOLDERING HEAT TEST 耐焊性试验	SOLDER BATH METHOD: SOLDER TEMPERATURE 260±5°C, IMMERSION TIME 3±0.5 SEC, IMMERSION DEPTH UP TO THE SURFACE OF THE BOARD, DIMENSIONS OF COMPONENT HOLES IN THE PRINTED WIRING BOARD SHALL BE IN ACCORDANCE WITH THOSE SPECIFIED IN THIS SPECIFICATION. 焊炉(波峰焊)焊接的时候温度控制在260±5°C,过炉时间3±0.5秒. 手焊接的时候温度控制在360°C±5°C, 时间为3±0.5秒	WITHOUT DEFORMATION OF CASE OR EXCESSIVE LOOSENESS OF TERMINALS ELECTRICAL CHARACTERISTICS SHALL BE SATISFIED. 本体无变形,能满足于机械,电器性能.



Yuenfung Ec Company

源丰电子公司

SPECIFICATION 规格书		承认书编号	YF-ENG-F-30119
		版 本	A/0
		页 次	第3页 共3页
		发布日期	2017-12-20
WRITTEN 制定	雷艳平	审 核	
		APP'D审批	
8.3	HEAT TEST 耐热试验	<p>THE SWITCH SHALL BE STORED AT A TEMPERATURE OF 85±2 °C FOR 96 HOURS.THEN THE SWITCH SHALLBE MAINTAINED AT STANDARD ATMOSPHERICCONDITION FOR 1 HOUR AFTER WHICHMEASUREMENT SHALL BE MADE.</p> <p>放置在温度85±2℃中测试96小时后,再放置正常室温中1小时来测定.</p>	<p>THERE SHALL BE NO DEFORMATION OR CRACKSINMOLDED PART</p> <p>外观无异常,满足于机械,电器性能.</p>
8.4	COLD TEST 耐冷试验	<p>THE SWITCH SHALL BE STORED AT A TEMPERATURE OF -20±30℃ FOR 96 HOURS,THEN THE SWITCH SHALL BE MAINTAINED AT STANDARD ATMOSPHERIC CONDITION FOR 1 HOUR AFTER WHICH MEASUREMENT SHALL BE MADE.</p> <p>放置在温度-20+3℃中96小时后,再放置常温中1小时来进行测试.</p>	
8.5	HUMIDITY TEST 潮湿试验	<p>THE SWITCH SHALL BE STORED AT A TEMPERATURE OF 40±2 °C AND A HUMIDITY OF 90% TO95% FOR 96 HOURS.THEN THE SWITCH SHALL BE MAINTAINED AT STANDARD ATMOSPHERE CONDITION FOR 1 HOUR AFTER WHICH MEASUREMENT SHALL BE MADE.</p> <p>放置40±2℃试验的相对湿度为90%-95%环境中96小时后,再将样板放在正常环境1小时后进行测试.</p>	

X-ON Electronics

Largest Supplier of Electrical and Electronic Components

Click to view similar products for [Pushbutton Switches](#) category:

Click to view products by [YUEN FUNG](#) manufacturer:

Other Similar products are found below :

[LW1L-M1C10V-A](#) [LW2L-A1C20M-GD](#) [LW2L-M1C20M-A](#) [60324L](#) [M7E-HRN2](#) [67021K512](#) [67081K512X](#) [701PB580](#) [719-5504-000](#)
[MDPSSGLFS](#) [810KSV30B](#) [FLT 2U EE 01A](#) [MML21KA3ABK](#) [MML23KA3AC05K-001](#) [MML23KW3AA01W](#) [8418K2](#) [8646AB6X718UL](#)
[8646ABUL](#) [FSDWH](#) [9001KXRK](#) [9001T8BK](#) [9533CD4+U574+U4922](#) [1203MRA](#) [A22EM01S](#) [A595](#) [1202A6](#) [12037A2ULCSA](#) [1203A2UL](#)
[ABD122N-B](#) [1211390004](#) [ABN111-Y](#) [ABN400-R](#) [1211500044](#) [1211580012](#) [1212MRA](#) [1232A6NF](#) [RA3CSH6A](#) [1241.1183.7047](#)
[1241.2511](#) [1241.3428](#) [1223A2ULCSA](#) [1223MRA](#) [1232AX2119](#) [1241.1183.8000](#) [1241.1183.8029](#) [1241.2506](#) [1241.2606](#) [12MA6](#)
[1301940184](#) [RELBARF6X10\(PLASTIC\)](#)