

**SEMFxx SERIES
4-Line Transient Voltage Suppressor Array**

Revision:B

General Description

The Standard TVS are designed to low voltage, integrated circuits from transients caused by electrostatic discharge (ESD), electrical fast transients (EFT) and other induced voltages.

Applications

- Computer Notebooks
- Communication Systems & Cellular Phones
- Printers
- Personal Digital Assistant(PDA)
- Video Equipment

Features

- 100 W Peak Pulse Power per Line ($t_p=8/20\mu s$)
- Monolithic Structure
- Available in 4 Voltage Types:5V to 24V
- Low Clamping Voltage
- ESD Protection > 40 kilovolts
- Low Leakage Current
- Protects up to Four (4) Bidirectional Lines and Five(5) Unidirectional Lines
- RoHS Compliant on Lead-Free Versions

Complies with the following standards

IEC61000-4-2

Level 4 15 kV (air discharge)

8 kV(contact discharge)

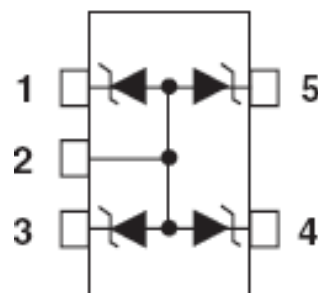
MIL STD 883E - Method 3015-7 Class 3

25 kV HBM (Human Body Model)

Functional Diagram



SOT-353

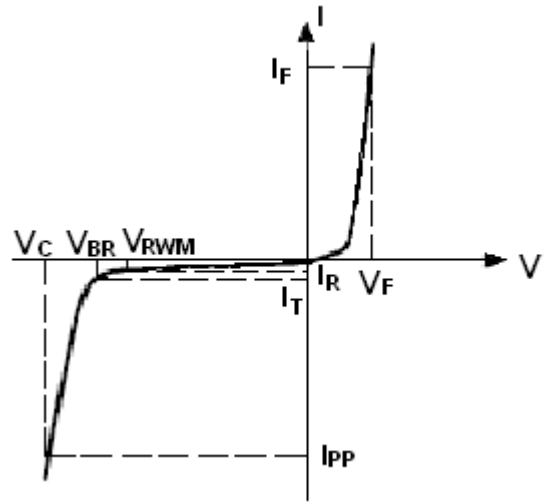


Absolute Ratings @ 25°C Unless Otherwise Specified			
Symbol	Parameter	Value	Units
P _{PP}	Peak Pulse Power ($t_p=8/20\mu s$)See Figure 1	100	Watts
T _J	Operating Temperature	-55°C to 150 °C	°C
T _{STG}	Storage Temperature	-55°C to 150°C	°C

SEMFxx SERIES

Electrical Parameter

Symbol	Parameter
I_{PP}	Maximum Reverse Peak Pulse Current
V_C	Clamping Voltage @ I_{PP}
V_{RWM}	Working Peak Reverse Voltage
I_R	Maximum Reverse Leakage Current @ V_{RWM}
I_T	Test Current
V_{BR}	Breakdown Voltage @ I_T
I_F	Forward Current
V_F	Forward Voltage @ I_F



Electrical Characteristics

Part Numbers	V_{BR}			I_T	V_{RWM}	I_R	C
	Min.	Typ.	Max.				Typ. 0v bias
	V	V	V				pF
SEMF3V3	5.3	5.6	5.88	1	3.3	1.0	50
SEMF05	6.1	6.7	7.2	1	5.0	1	35
SEMF12	13.3	14.5	15.0	1	12	1	30

Typical Characteristics

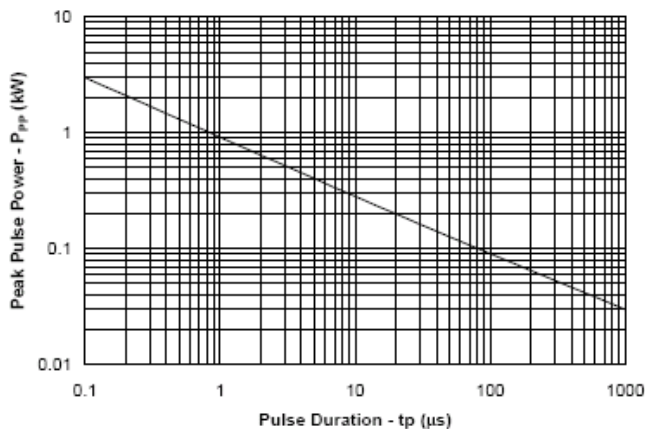


Fig1. Non-Repetitive Peak Pulse Power vs. Pulse Time

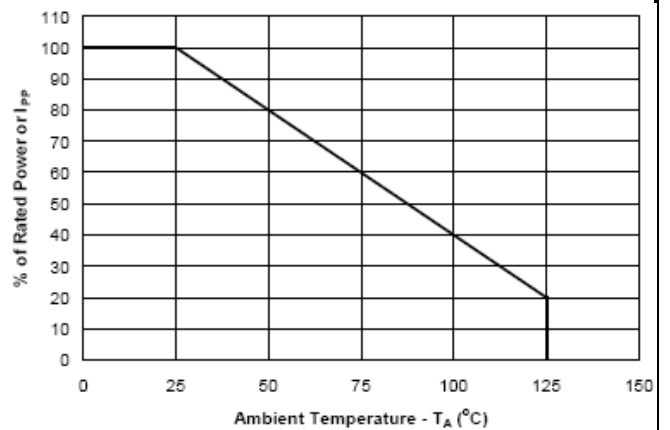


Fig2. Power Derating Curve

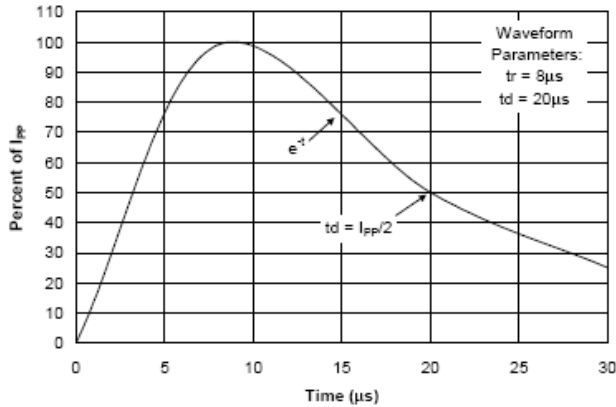


Fig3. Pulse Waveform

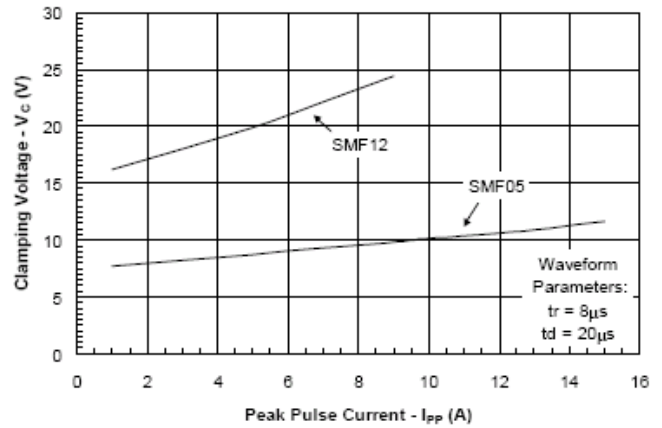
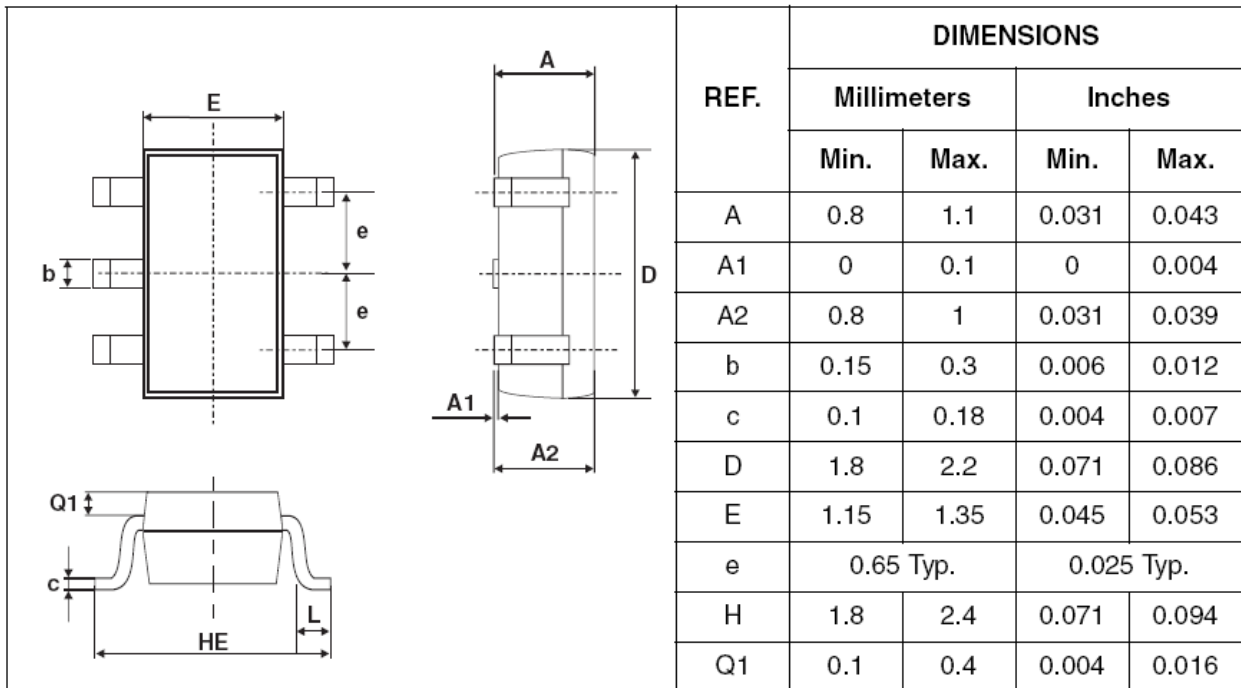


Fig4. Clamping Voltage vs. Peak Pulse Current

SOT-353 Mechanical Data



The SINO-IC logo is a registered trademark of ShangHai Sino-IC Microelectronics Co., Ltd.

© 2005 SINO-IC – Printed in China – All rights reserved.

SHANGHAI SINO-IC MICROELECTRONICS CO., LTD

Add: Building 3, Room 3401-03, No.200 Zhangheng Road, ZhangJiang Hi-Tech Park, Pudong, Shanghai 201203, China

Phone: +86-21-33932402 33932403 33932405 33933508 33933608

Fax: +86-21-33932401

Email: webmaster@sino-ic.com

Website: <http://www.sino-ic.com>

X-ON Electronics

Largest Supplier of Electrical and Electronic Components

Click to view similar products for [ESD Suppressors / TVS Diodes](#) category:

Click to view products by [SINO-IC](#) manufacturer:

Other Similar products are found below :

[NTE4902](#) [P4SMAJ15A](#) [P4SMAJ26A](#) [SMAJ400CA-TP](#) [TGL34-47CA](#) [ESDAULC45-1BF4](#) [SM1605E3/TR13](#) [SMF20A-TP](#) [P4SMAJ12A](#)
[CPDUR24V-HF](#) [CPDQC5V0USP-HF](#) [CPDQC5V0-HF](#) [MPLAD30KP45CAE3](#) [MMBZ27VCLQ-7-F](#) [MMAD1108/TR13](#) [MPLAD30KP24A](#)
[ACPDQC5V0R-HF](#) [DFLT170A-7](#) [NTE4900](#) [NTE4926](#) [NTE4938](#) [SMF22A-TP](#) [SMF12A-TP](#) [SLVU2.8-TP](#) [SMLJ6.5CA-TP](#) [SMAJ6.5CA-](#)
[TP](#) [MMAD1108E3/TR13](#) [D5V0M1U2LP3-7](#) [SMAJ400A-TP](#) [AOZ8811DT-03](#) [AOZ8831DI-05](#) [AOZ8831DT-03](#) [SMAJ188CA](#) [3SMC33CA](#)
[BK](#) [CPDQC3V3C-HF](#) [CPDQC12VE-HF](#) [MPLAD30KP170CA](#) [82357120100](#) [5.0SMLJ15CA-TP](#) [5KP18A-TP](#) [P6KE8.2A-TP](#)
[MPLAD30KP43CAE3](#) [SMAJ43A-TP](#) [D5V0F6U8LP33-7](#) [TVS5501V10MUT5G](#) [5.0SMLJ24CA-TP](#) [SMAJ110CA-TP](#) [MPLAD15KP75CAE3](#)
[MMAD1103e3/TR13](#) [DFLT40AQ-7](#)