



DL4728A SERIES

SURFACE MOUNT ZENER DIODES

VOLTAGE 3.3 to 100 Volt **POWER** 1 Watt

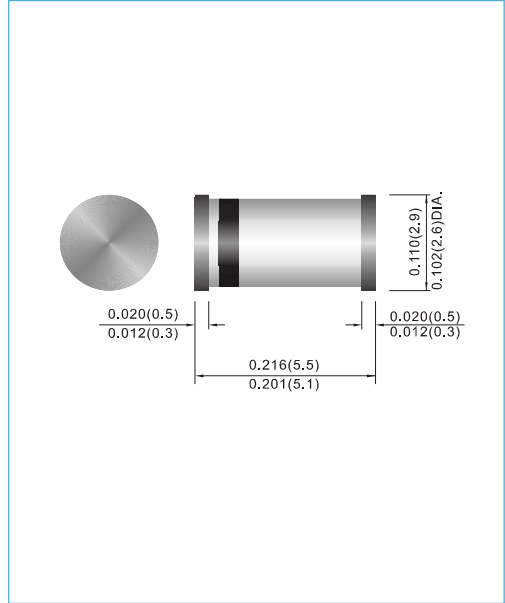
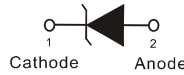
MELF / DL-41 Unit : inch(mm)

FEATURES

- Low inductance
- Lead free in compliance with EU RoHS 2.0

MECHANICAL DATA

- Case: Molded Glass MELF / DL-41
- Terminals: Solderable per MIL-STD-750, Method 2026
- Polarity: Color band denotes cathode end
- Approx. Weight: 0.006 ounces, 0.16 grams
- Packing information
T/R - 5K per 13" paper Reel



MAXIMUM RATINGS AND ELECTRICAL CHARACTERISTICS

Ratings at 25°C ambient temperature unless otherwise specified.

Parameter	Symbol	Value	Units
Power Dissipation at T _A = 25°C	P _{TOT}	1*	W
Operating Junction Temperature Range	T _J	-65 to +200	°C
Storage Temperature Range	T _{STG}	-65 to +200	°C

*Valid provided that leads at a distance of 10mm from case are kept at ambient temperature.

Parameter	Symbol	Min.	Typ.	Max.	Units
Thermal Resistance Junction to Ambient Air	R _{θJA}	--	--	170*	°C/W
Forward Voltage at I _F = 200mA	V _F	--	--	1.2	V

*Valid provided that leads at a distance of 10mm from case are kept at ambient temperature.



DL4728A SERIES

Part Number	Maximum Zener Voltage			Maximum Zener Impedance				Maximum Leakage Current	
	V _Z @ I _{ZT}			Z _{ZT} @ I _{ZT}		Z _{ZK} @ I _{ZK}		I _R @ V _R	
	Nom. V	Min. V	Max. V	Ω	mA	Ω	mA	μA	V
1 Watt Zener Diodes (Glass Sealed Envelope)									
DL4728A	3.3	3.14	3.47	10	76	400	1	100	1
DL4729A	3.6	3.42	3.78	10	69	400	1	100	1
DL4730A	3.9	3.71	4.1	9	64	400	1	50	1
DL4731A	4.3	4.09	4.52	9	58	400	1	10	1
DL4732A	4.7	4.47	4.94	8	53	500	1	10	1
DL4733A	5.1	4.85	5.36	7	49	550	1	10	1
DL4734A	5.6	5.32	5.88	5	45	600	1	10	2
DL4735A	6.2	5.89	6.51	2	41	700	1	10	3
DL4736A	6.8	6.46	7.14	3.5	37	700	1	10	4
DL4737A	7.5	7.13	7.88	4	34	700	0.5	10	5
DL4738A	8.2	7.79	8.61	4.5	31	700	0.5	10	6
DL4739A	9.1	8.65	9.56	5	28	700	0.5	10	7
DL4740A	10	9.5	10.5	7	25	700	0.25	10	7.6
DL4741A	11	10.45	11.55	8	23	700	0.25	5	8.4
DL4742A	12	11.4	12.6	9	21	700	0.25	5	9.1
DL4743A	13	12.35	13.65	10	19	700	0.25	5	9.9
DL4744A	15	14.25	15.75	14	17	700	0.25	5	11.4
DL4745A	16	15.2	16.8	16	15.5	700	0.25	5	12.2
DL4746A	18	17.1	18.9	20	14	750	0.25	5	13.7
DL4747A	20	19	21	22	12.5	750	0.25	5	15.2
DL4748A	22	20.9	23.1	23	11.5	750	0.25	5	16.7
DL4749A	24	22.8	25.2	25	10.5	750	0.25	5	18.2
DL4750A	27	25.65	28.35	35	9.5	750	0.25	5	20.6
DL4751A	30	28.5	31.5	40	8.5	1000	0.25	5	22.8
DL4752A	33	31.35	34.65	45	7.5	1000	0.25	5	25.1
DL4753A	36	34.2	37.8	50	7	1000	0.25	5	27.4
DL4754A	39	37.05	40.95	60	6.5	1000	0.25	5	29.7
DL4755A	43	40.85	45.15	70	6	1500	0.25	0.5	32.7
DL4756A	47	44.65	49.35	80	5.5	1500	0.25	0.5	35.8
DL4757A	51	48.45	53.55	95	5	1500	0.25	0.5	38.8
DL4758A	56	53.2	58.8	110	4.5	2000	0.25	0.5	42.6
DL4759A	62	58.9	65.1	125	4.0	2000	0.25	0.5	47.1
DL4760A	68	64.6	71.4	150	3.7	2000	0.25	0.5	51.7
DL4761A	75	71.25	78.75	175	3.3	2000	0.25	0.5	56
DL4762A	82	77.9	86.1	200	3	3000	0.25	0.5	62.2
DL4763A	91	86.45	95.55	250	2.8	3000	0.25	0.5	69.2
DL4764A	100	95	105	350	2.5	3000	0.25	0.5	76



DL4728A SERIES

RATING AND CHARACTERISTIC CURVES

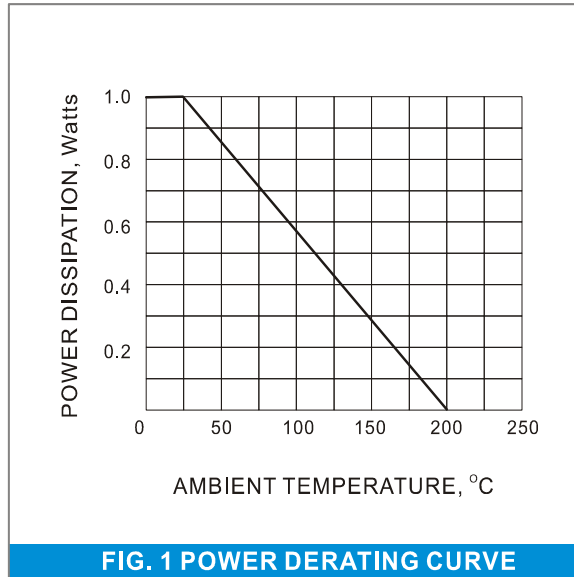


FIG. 1 POWER DERATING CURVE

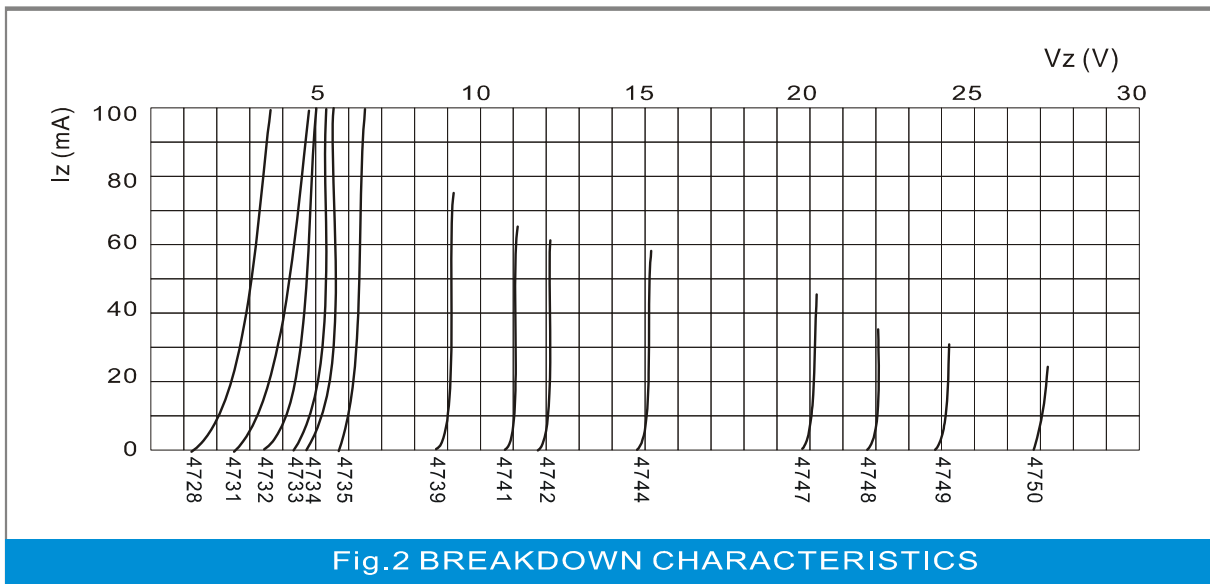


Fig.2 BREAKDOWN CHARACTERISTICS

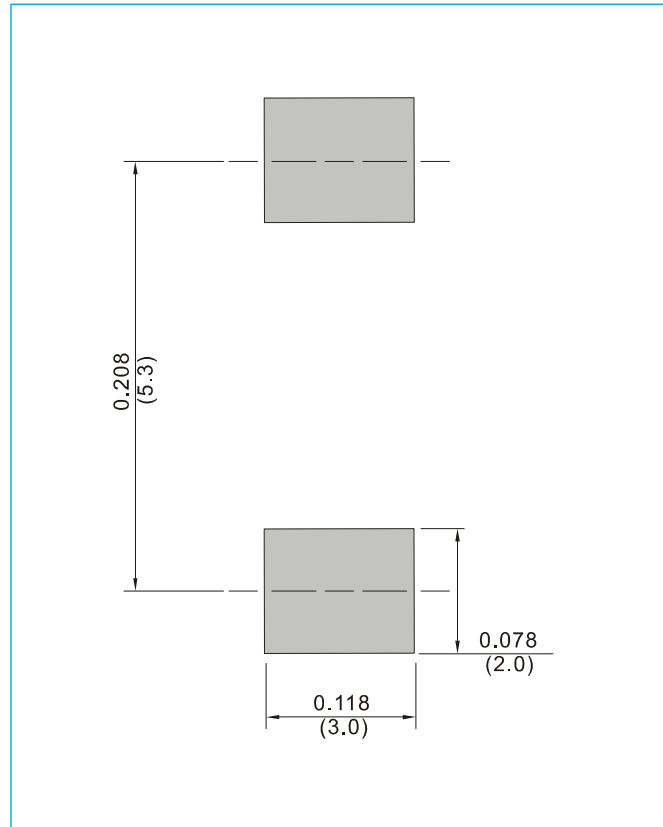


DL4728A SERIES

MOUNTING PAD LAYOUT

MELF / DL-41

Unit : inch(mm)



ORDER INFORMATION

- Packing information
T/R - 5K per 13" plastic Reel
T/R - 1.5K per 7" plastic Reel



DL4728A SERIES

Part No_packing code_Version

DL4728A_R1_10001

DL4728A_R2_10001

For example :

RB500V-40_R2_00001



Packing Code XX				Version Code XXXXXX		
Packing type	1 st Code	Packing size code	2 nd Code	HF or RoHS	1 st Code	2 nd ~5 th Code
Tape and Ammunition Box (T/B)	A	N/A	0	HF	0	serial number
Tape and Reel (T/R)	R	7"	1	RoHS	1	serial number
Bulk Packing (B/P)	B	13"	2			
Tube Packing (T/P)	T	26mm	X			
Tape and Reel (Right Oriented) (TRR)	S	52mm	Y			
Tape and Reel (Left Oriented) (TRL)	L	PANASERT T/B CATHODE UP (PBCU)	U			
FORMING	F	PANASERT T/B CATHODE DOWN (PBCD)	D			



DL4728A SERIES

Disclaimer

- Reproducing and modifying information of the document is prohibited without permission from Panjit International Inc..
- Panjit International Inc. reserves the rights to make changes of the content herein the document anytime without notification. Please refer to our website for the latest document.
- Panjit International Inc. disclaims any and all liability arising out of the application or use of any product including damages incidentally and consequentially occurred.
- Panjit International Inc. does not assume any and all implied warranties, including warranties of fitness for particular purpose, non-infringement and merchantability.
- Applications shown on the herein document are examples of standard use and operation. Customers are responsible in comprehending the suitable use in particular applications. Panjit International Inc. makes no representation or warranty that such applications will be suitable for the specified use without further testing or modification.
- The products shown herein are not designed and authorized for equipments requiring high level of reliability or relating to human life and for any applications concerning life-saving or life-sustaining, such as medical instruments, transportation equipment, aerospace machinery et cetera. Customers using or selling these products for use in such applications do so at their own risk and agree to fully indemnify Panjit International Inc. for any damages resulting from such improper use or sale.
- Since Panjit uses lot number as the tracking base, please provide the lot number for tracking when complaining.

X-ON Electronics

Largest Supplier of Electrical and Electronic Components

Click to view similar products for [Zener Diodes](#) category:

Click to view products by [Panjit](#) manufacturer:

Other Similar products are found below :

[MMSZ5245BS-7-F](#) [RKZ13B2KG#P1](#) [RKZ5.6B2KJ#R1](#) [EDZTE6113B](#) [EDZTE6116B](#) [EDZTE616.8B](#) [1N747A](#) [1N966B](#) [NTE5116A](#)
[NTE5121A](#) [NTE5139A](#) [NTE5147A](#) [NTE5152A](#) [NTE5155A](#) [NTE5156A](#) [NTE5164A](#) [JANS1N4974US](#) [SMAJ4764A-TP](#) [RKZ5.1BKU#P6](#)
[3SMAJ5946B-TP](#) [3SMAJ5950B-TP](#) [3SMBJ5920B-TP](#) [3SMBJ5925B-TP](#) [TDZTR24](#) [441774C](#) [MMSZ4678-TP](#) [MMSZ5232BQ-13-F](#)
[BZG04-36](#) [BZG05C9V1-HE3-TR](#) [HZM30NBTR-E](#) [UDZTE-175.1B](#) [3SMAJ5945B-TP](#) [3SMAJ5947B-TP](#) [3SMBJ5941B-TP](#) [DL4746A-TP](#)
[RKZ18B2KK#R1](#) [RKZ10B2KL#R1](#) [RKZ6.8B2KL#R1](#) [RKZ8.2B2KL#R1](#) [DZ2S240M0L](#) [SMAZ27-TP](#) [SMBZ5920B-E3/52](#) [ZMM3.0](#)
[RD16UM-T1-A](#) [RD39S-T1-A](#) [RD9.1S-T1-A](#) [RD10S-T1-A](#) [RD20S-T1-A](#) [RD2.2S-T1-A](#) [RD2.7UM-T1-A](#)