



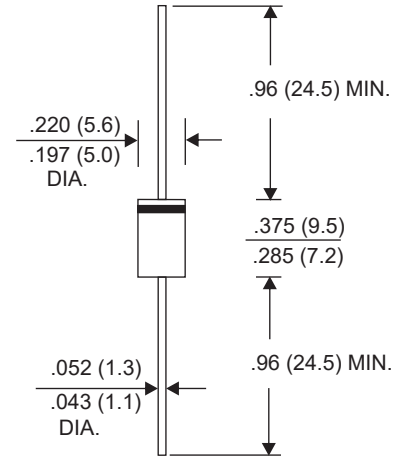
Schottky Barrier Rectifier

SR10L45D-PGB 45V 10.0A

DO-27(DO-201AD)

Features And Mechanical Data

- Plastic package has Underwriters Laboratory Flammability Classification 94V-0
- Metal silicon junction ,majority carrier conduction
- Guard ring for over voltage protection
- Low power loss ,high efficiency
- High current capability ,Low forward voltage drop
High surge capability
- For use in low voltage ,high frequency inverters, free wheeling ,and polarity protection applications
- High temperature soldering:260°C MAX at 10 seconds, per JESD 22-B106 or MIL-STD-750,method 2026
- Case: JEDEC D0-27(D0-201AD) molded plastic body



Dimensions in inches and (millimeters)

Maximum Ratings and Electrical Characteristics

Ratings at 25°C ambient temperature unless otherwise specified. Single phase, half wave, 60HZ, resistive or inductive load. For capacitive load, derate current by 20%.

Type Numbe	Symbols	SR10L45D-MGB-L	Units			
Device Marking		SR10L45D				
Maximum Recurrent Peak Reverse Voltage	V_{RRM}	45	Volts			
Maximum RMS Voltage	V_{RMS}	31.5	Volts			
Maximum DC Blocking Voltage	V_{DC}	45	Volts			
Maximum average forward rectified current (see Fig.1)	$I_{(AV)}$	10.0	Amp			
Peak Forward Surge Current, 8.3ms single half-sine-wave superimposed on rated load per diode	I_{FSM}	125	Amp			
Maximum instantaneous forward voltage at $I_{(AV)}$ (Note 1)	V_F	1A@ $T_J=25^\circ C$	Min	Typ	Max	Volts
		2A@ $T_J=25^\circ C$	-	0.37	-	
		3A@ $T_J=25^\circ C$	-	0.40	-	
		5A@ $T_J=25^\circ C$	-	0.42	-	
		10A@ $T_J=25^\circ C$	-	0.45	0.48	
		1A@ $T_J=105^\circ C$	-	0.51	0.53	
		2A@ $T_J=105^\circ C$	-	0.29	-	
		3A@ $T_J=105^\circ C$	-	0.36	-	
		5A@ $T_J=105^\circ C$	-	0.38	-	
		10A@ $T_J=105^\circ C$	-	0.40	-	
		10A@ $T_J=105^\circ C$	-	0.48	-	
Maximum Reverse Current at Rated DC Blocking Voltage(Note 2)	I_R	$T_J=25^\circ C$	-	70	120	uAmp
		$T_J=105^\circ C$	-	-	40	mAmp
Thermal resistance from junction to ambient	$R_{\theta JA}$	25				°C/W
Operating Temperature Range	T_J	-65 to +150				°C
Storage Temperature Range	T_{STG}	-65 to +150				°C

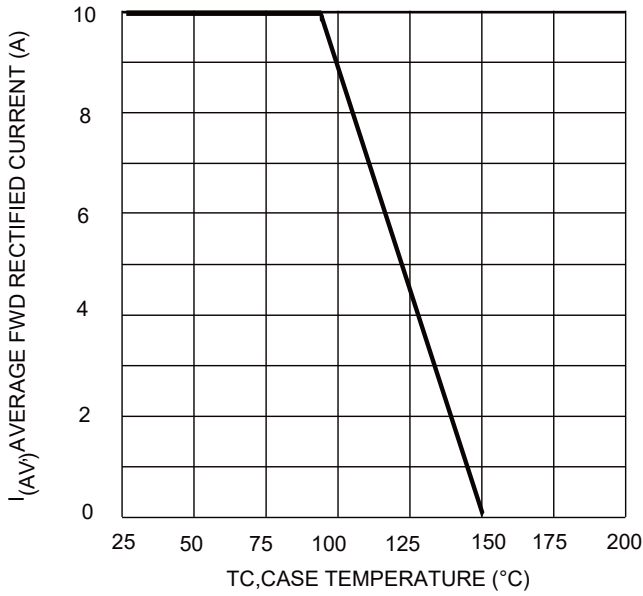
NOTES:

1. Pulse test: 300 μs pulse width, 1% duty cycle
2. Pulse test: Pulse width ≤ 40 ms

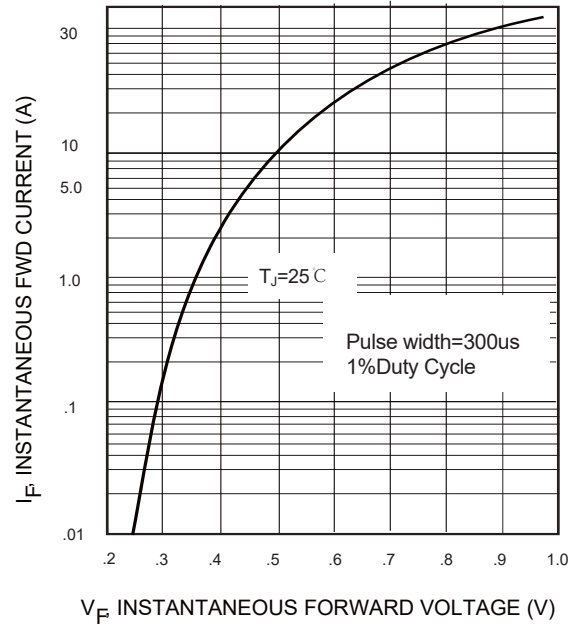


Schottky Barrier Rectifier

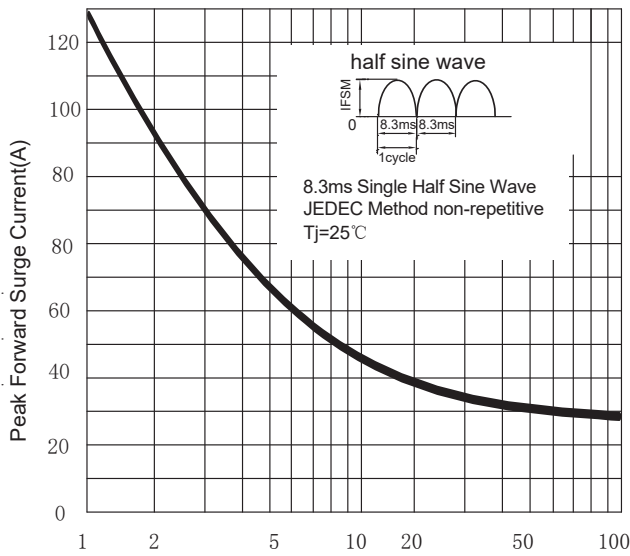
SR10L45D-PGB 45V 10.0A



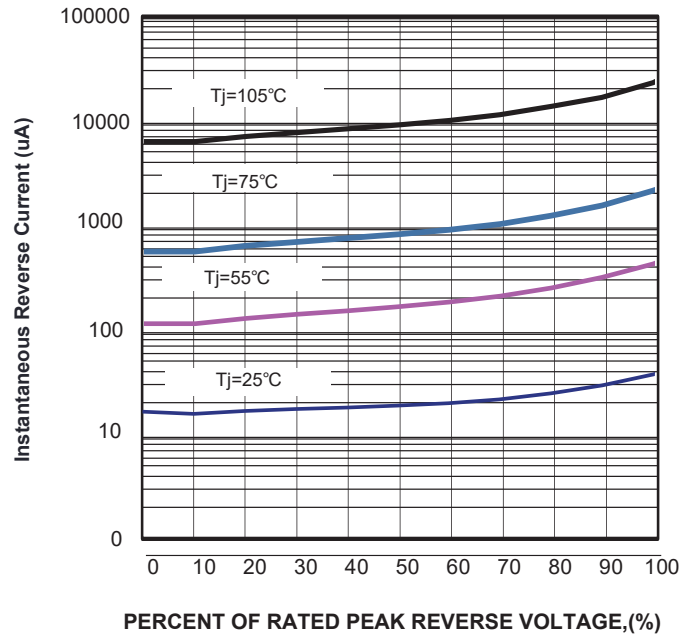
TC, CASE TEMPERATURE (°C)
Fig. 1 Forward Derating Curve



V_F INSTANTANEOUS FORWARD VOLTAGE (V)
Fig. 2 Typical Forward Characteristics



NUMBER OF CYCLES AT 50 Hz
Fig. 3 Peak Forward Surge Current



PERCENT OF RATED PEAK REVERSE VOLTAGE, (%)
FIG.4-TYPICAL FORWARD CHARACTERISTICS

X-ON Electronics

Largest Supplier of Electrical and Electronic Components

Click to view similar products for [Schottky Diodes & Rectifiers](#) category:

Click to view products by [Xingxin](#) manufacturer:

Other Similar products are found below :

[CUS06\(Te85L,Q,M\)](#) [MA4E2039](#) [D1FH3-5063](#) [MBR0530L-TP](#) [MBR10100CT-BP](#) [MBR30H100MFST1G](#) [MMBD301M3T5G](#) [PMAD1103-LF](#) [PMAD1108-LF](#) [RB160M-50TR](#) [RB520S-30](#) [RB551V-30](#) [DD350N18K](#) [DZ435N40K](#) [DZ600N16K](#) [BAS16E6433HTMA1](#) [BAS 3010S-02LRH E6327](#) [BAT 54-02LRH E6327](#) [IDL02G65C5XUMA1](#) [NSR05F40QNXT5G](#) [NSVR05F40NXT5G](#) [JANS1N6640](#) [SB07-03C-TB-H](#) [SB1003M3-TL-W](#) [SBAT54CWT1G](#) [SBM30-03-TR-E](#) [SBS818-TL-E](#) [SK32A-LTP](#) [SK33A-TP](#) [SK34A-TP](#) [SK34B-TP](#) [SMD1200PL-TP](#) [ACDBN160-HF](#) [SS3003CH-TL-E](#) [STPS30S45CW](#) [PDS3100Q-7](#) [GA01SHT18](#) [CRS10I30A\(Te85L,QM\)](#) [MBR1240MFST1G](#) [MBRB30H30CT-1G](#) [BAS28E6433HTMA1](#) [BAS 70-02L E6327](#) [HSB123JTR-E](#) [JANTX1N5712-1](#) [VS-STPS40L45CW-N3](#) [DD350N12K](#) [SB007-03C-TB-E](#) [SB10015M-TL-E](#) [SB1003M3-TL-E](#) [SK110-LTP](#)