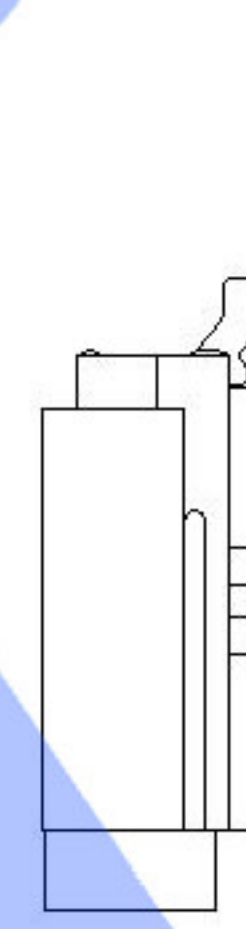
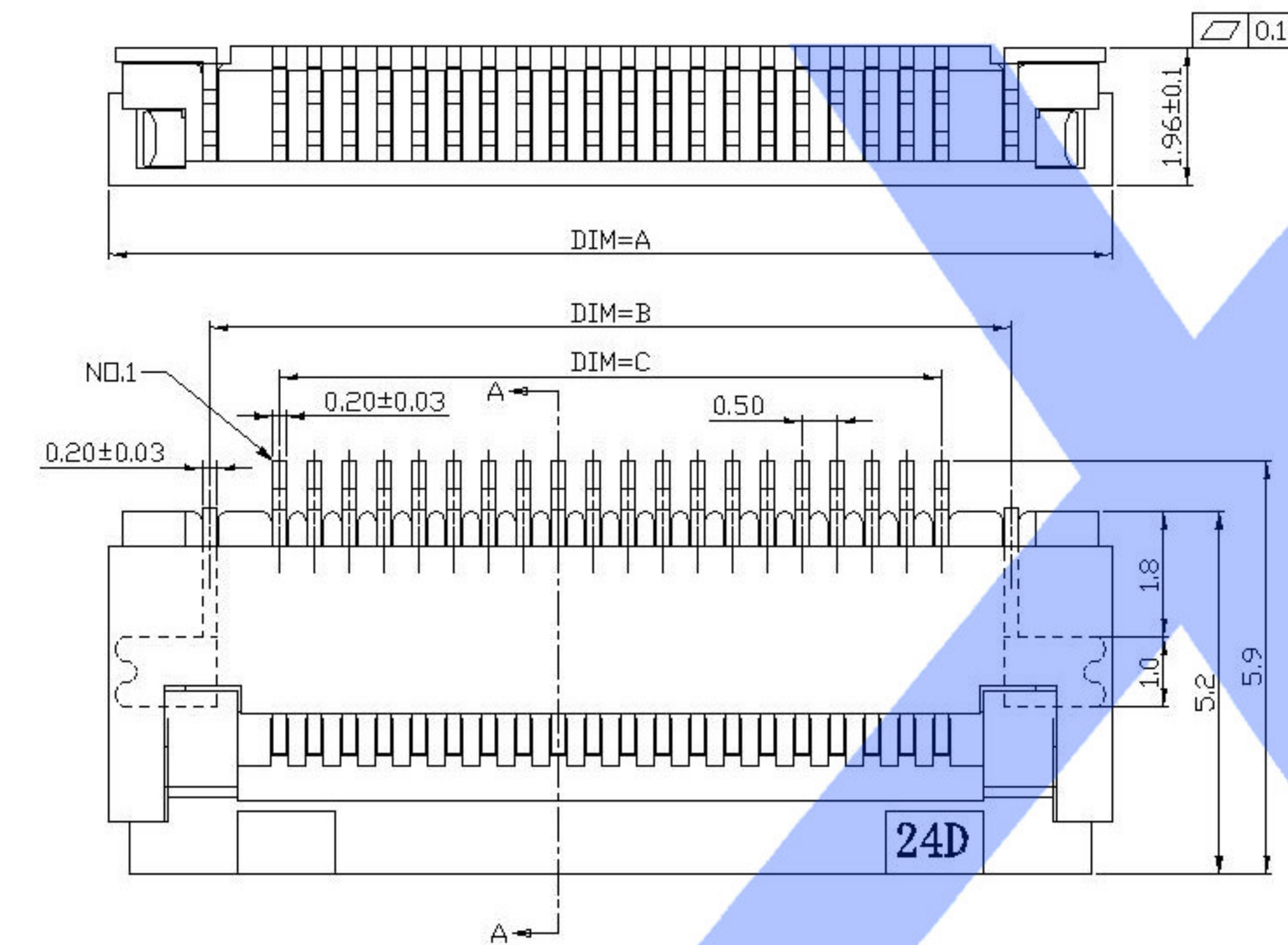
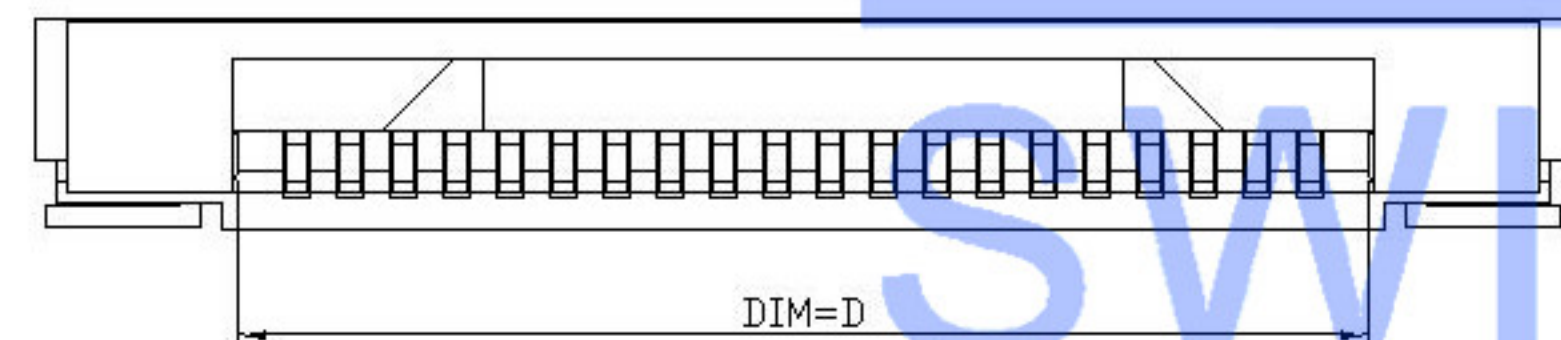


Electrical Characteristics:
 Current rating: 0.4A AC/DC
 Voltage rating: 50V AC/DC
 Temperature range: -25°C~+85°C
 Withstand Voltage: 500V AC/Minute
 Contact Resistance: $\leq 20m\Omega$
 Insulation resistance: $\geq 500M\Omega$
 Relative Humidity: 93%+40°C

Material Description:
 Terminal: Phosphor Bronze Tin-Plated
 Fitting Nail: Phosphor Bronze Tin-plated
 Housing: Thermoplastic(UL94V-0)
 Slider: Thermoplastic(UL94V-0)



SECTION A-A



| Pin | DIM A | DIM B | DIM C | DIM D |
|-----|-------|-------|-------|-------|
| 60 | 34.40 | 31.50 | 29.50 | 30.60 |
| 59 | 33.90 | 31.00 | 29.00 | 30.10 |
| 58 | 33.40 | 30.50 | 28.50 | 29.60 |
| 57 | 32.90 | 30.00 | 28.00 | 29.10 |
| 56 | 32.40 | 29.50 | 27.50 | 28.60 |
| 55 | 31.90 | 29.00 | 27.00 | 28.10 |
| 54 | 31.40 | 28.50 | 26.50 | 27.60 |
| 53 | 30.90 | 28.00 | 26.00 | 27.10 |
| 52 | 30.40 | 27.50 | 25.50 | 26.60 |
| 51 | 29.90 | 27.00 | 25.00 | 26.10 |
| 50 | 29.40 | 26.50 | 24.50 | 25.60 |
| 49 | 28.90 | 26.00 | 24.00 | 25.10 |
| 48 | 28.40 | 25.50 | 23.50 | 24.60 |
| 47 | 27.90 | 25.00 | 23.00 | 24.10 |
| 46 | 27.40 | 24.50 | 22.50 | 23.60 |
| 45 | 26.90 | 24.00 | 22.00 | 23.10 |
| 44 | 26.40 | 23.50 | 21.50 | 22.60 |
| 43 | 25.90 | 23.00 | 21.00 | 22.10 |
| 42 | 25.40 | 22.50 | 20.50 | 21.60 |
| 41 | 24.90 | 22.00 | 20.00 | 21.10 |
| 40 | 24.40 | 21.50 | 19.50 | 20.60 |
| 39 | 23.90 | 21.00 | 19.00 | 20.10 |
| 38 | 23.40 | 20.50 | 18.50 | 19.60 |
| 37 | 22.90 | 20.00 | 18.00 | 19.10 |
| 36 | 22.40 | 19.50 | 17.50 | 18.60 |
| 35 | 21.90 | 19.00 | 17.00 | 18.10 |
| 34 | 21.40 | 18.50 | 16.50 | 17.60 |
| 33 | 20.90 | 18.00 | 16.00 | 17.10 |

| Pin | DIM A | DIM B | DIM C | DIM D |
|-----|-------|-------|-------|-------|
| 32 | 20.40 | 17.50 | 15.50 | 16.60 |
| 31 | 19.90 | 17.00 | 15.00 | 16.10 |
| 30 | 19.40 | 16.50 | 14.50 | 15.60 |
| 29 | 18.90 | 16.00 | 14.00 | 15.10 |
| 28 | 18.40 | 15.50 | 13.50 | 14.60 |
| 27 | 17.90 | 15.00 | 13.00 | 14.10 |
| 26 | 17.40 | 14.50 | 12.50 | 13.60 |
| 25 | 16.90 | 14.00 | 12.00 | 13.10 |
| 24 | 16.40 | 13.50 | 11.50 | 12.60 |
| 23 | 15.90 | 13.00 | 11.00 | 12.10 |
| 22 | 15.40 | 12.50 | 10.50 | 11.60 |
| 21 | 14.90 | 12.00 | 10.00 | 11.10 |
| 20 | 14.40 | 11.50 | 9.50 | 10.60 |
| 19 | 13.90 | 11.00 | 9.00 | 10.10 |
| 18 | 13.40 | 10.50 | 8.50 | 9.60 |
| 17 | 12.90 | 10.00 | 8.00 | 9.10 |
| 16 | 12.40 | 9.50 | 7.50 | 8.60 |
| 15 | 11.90 | 9.00 | 7.00 | 8.10 |
| 14 | 11.40 | 8.50 | 6.50 | 7.60 |
| 13 | 10.90 | 8.00 | 6.00 | 7.10 |
| 12 | 10.40 | 7.50 | 5.50 | 6.60 |
| 11 | 9.90 | 7.00 | 5.00 | 6.10 |
| 10 | 9.40 | 6.50 | 4.50 | 5.60 |
| 09 | 8.90 | 6.00 | 4.00 | 5.10 |
| 08 | 8.40 | 5.50 | 3.50 | 4.60 |
| 07 | 7.90 | 5.00 | 3.00 | 4.10 |
| 06 | 7.40 | 4.50 | 2.50 | 3.60 |

SWITCH CONNECTOR

X05A20 L XX X

① ② ③ ④

- ① Series Name : X05A20=0.5 mm Pitch(H=2.0mm)
- ② Assembly style : L:Low Contact SMT Type U:Upper Contact SMT Type
D:Double-Face Contact SMT Type H:Back-flip Double-Face Contact SMT Type
- ③ Number of terminals :XX=04-60PIN
- ④ Plating : G:Gold Flash Over Nickel T:Tin Over Nickel

| MARK | DESCRIPTION | DATE | REVISED | APPROVED | UNSPECIFIED TOLERANCES | DSND | DATE | SCALE: N/A | MODEL TYPE: FPC CONNECTOR | | |
|------|-------------|------|---------|----------|------------------------|--------------------------------------|------|------------|------------------------------|-------|----------|
| △X | | | | | ANGLAR ±5° | DWN | DATE | VIEW: | PART NO.: | | |
| △X | | | | | L ≤ 4 ±0.2 | CHKD | DATE | UNIT: mm | DWG NO.: | | |
| △X | | | | | 4 < L ≤ 16 ±0.3 | APPD | DATE | SIZE: A4 | X05A20LXXX | | |
| MARK | | | | | 16 < L ≤ 63 ±0.4 | KXB INDUSTRIAL PRECISION CO.,LIMITED | | | WEIGHT | SHEET | REVISION |
| | | | | | L > 63 ±0.5 | | | | 1.0g | 1/1 | A0 |

X-ON Electronics

Largest Supplier of Electrical and Electronic Components

Click to view similar products for [FFC & FPC Connectors](#) category:

Click to view products by [XKB](#) manufacturer:

Other Similar products are found below :

[HFW11R-1STE1H1LF](#) [FH29B-100S-0.2SHW\(99\)](#) [FA5S008HP1](#) [FH29B-120S-0.2SHW\(99\)](#) [FH29B-80S-0.2SHW\(99\)](#) [FHS-16](#) [FPH-2022G](#)
[52610-1075](#) [52610-1275](#) [52610-1934](#) [XF3M\(1\)-1415-1B-R100](#) [501864-3091-TR225](#) [0525594033](#) [086210010340800](#) [086222026001800](#)
[52271-2869-CUT-TAPE](#) [62674-201121DLF](#) [62684-36210E9ALF](#) [52610-1675](#) [52746-1671-TR250](#) [10051922-2810EHLF](#) [6-520415-9](#)
[BD021-09A-A1-0350-0200-0550-LD](#) [SFV6R-1STE9HLF](#) [XF3M-2915-1B-R100](#) [1658549-1](#) [62674-221121ALF](#) [46214008010800](#)
[046298003000883](#) [151660622](#) [842-816-2630-035](#) [AYF530665TA](#) [AYF351525](#) [046296011930846+](#) [AYF352325A](#) [046254020000800+](#)
[FH19C-13S-0.5SH\(99\)](#) [FH39J-51S-0.3SHW\(99\)](#) [AYF355125A](#) [AYF530365TA](#) [FH29B-44S-0.2SHW\(99\)](#) [SFW5R-2STAE9LF](#) [AYF351125A](#)
[AYF350725A](#) [62684-502100AHLF](#) [FH39-61S-0.3SHW\(99\)](#) [AYF414035A](#) [10064555-172520HLF](#) [AYF212335A](#) [504754-2500](#)