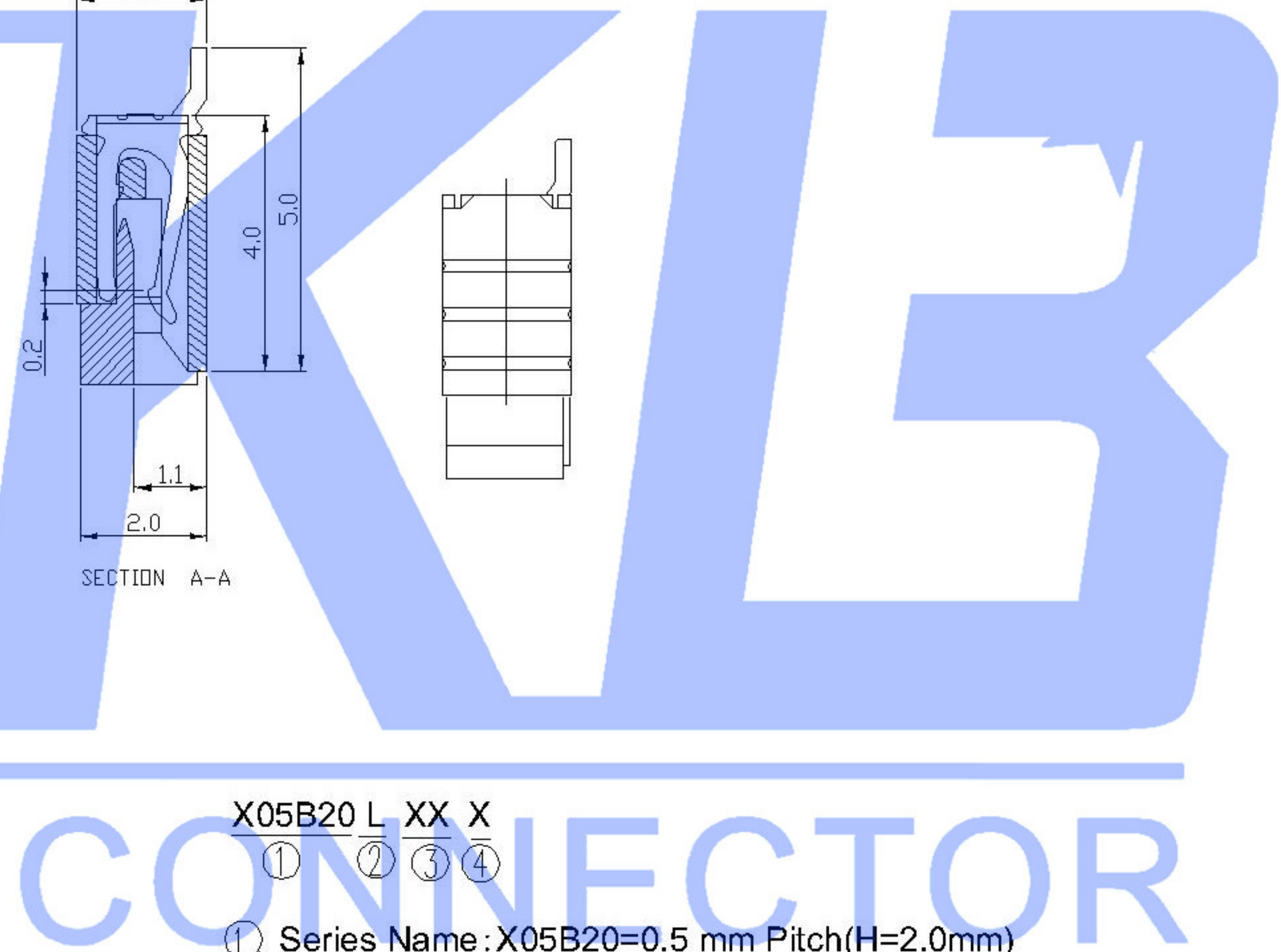
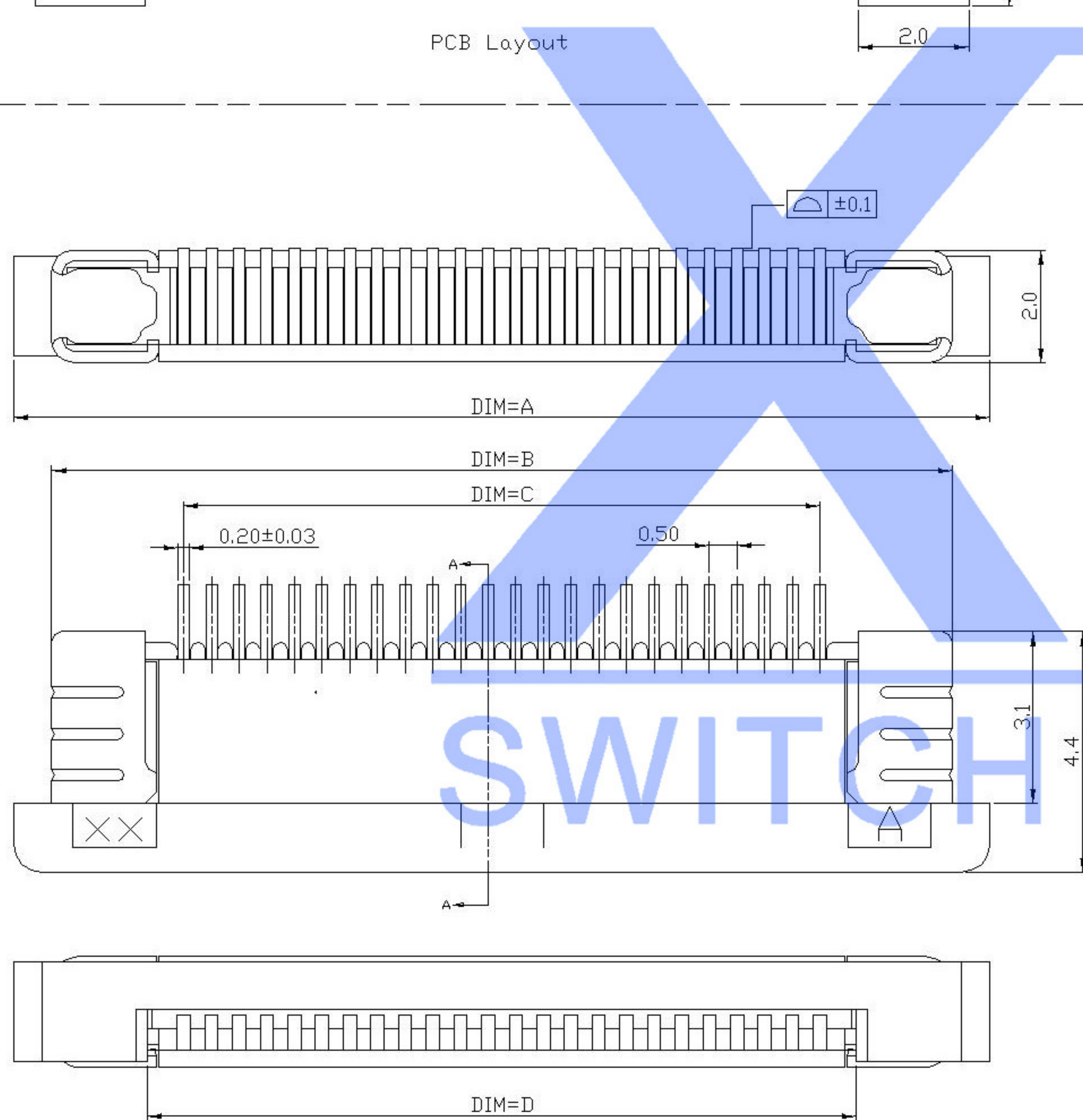


Electrical Characteristics:  
 Current rating: 0.4A AC/DC  
 Voltage rating: 50V AC/DC  
 Temperature range: -25°C~+85°C  
 Withstand Voltage: 500V AC/Minute  
 Contact Resistance:  $\leq 20m\Omega$   
 Insulation resistance:  $\geq 500M\Omega$   
 Relative Humidity: 93%+40°C

Material Description:  
 Terminal: Phosphor Bronze Tin-plated  
 Fitting Nail: Brass Tin-plated  
 Housing: Thermoplastic(UL94V-0)  
 Slider: Thermoplastic(UL94V-0)



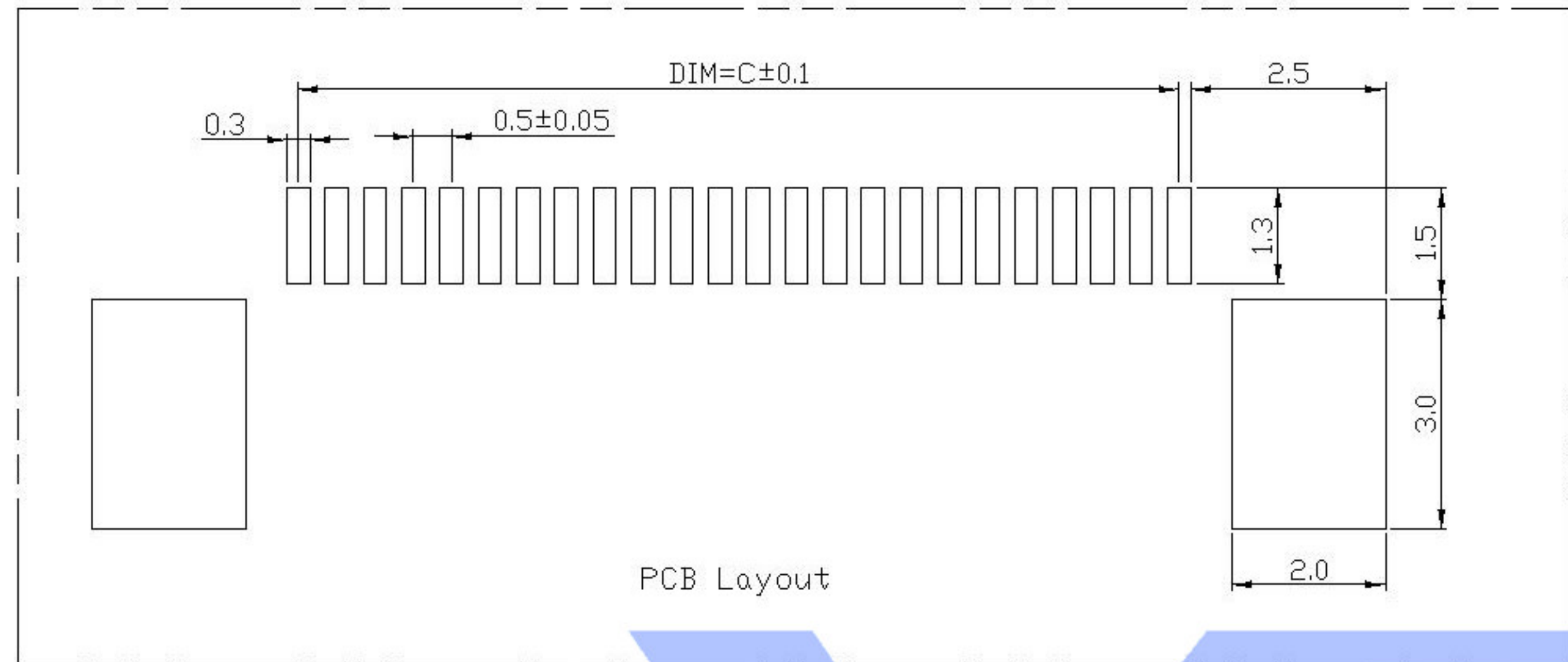
X05B20 L XX X

① ② ③ ④

- ① Series Name : X05B20=0.5 mm Pitch(H=2.0mm)
- ② Assembly style : L:Low Contact SMT Type U:Upper Contact SMT Type  
D:Double-Face Contact SMT Type H:Back-flip Double-Face Contact SMT Type
- ③ Number of terminals :XX=04-60PIN
- ④ Plating : G:Gold Flash Over Nickel T:Tin Over Nickel

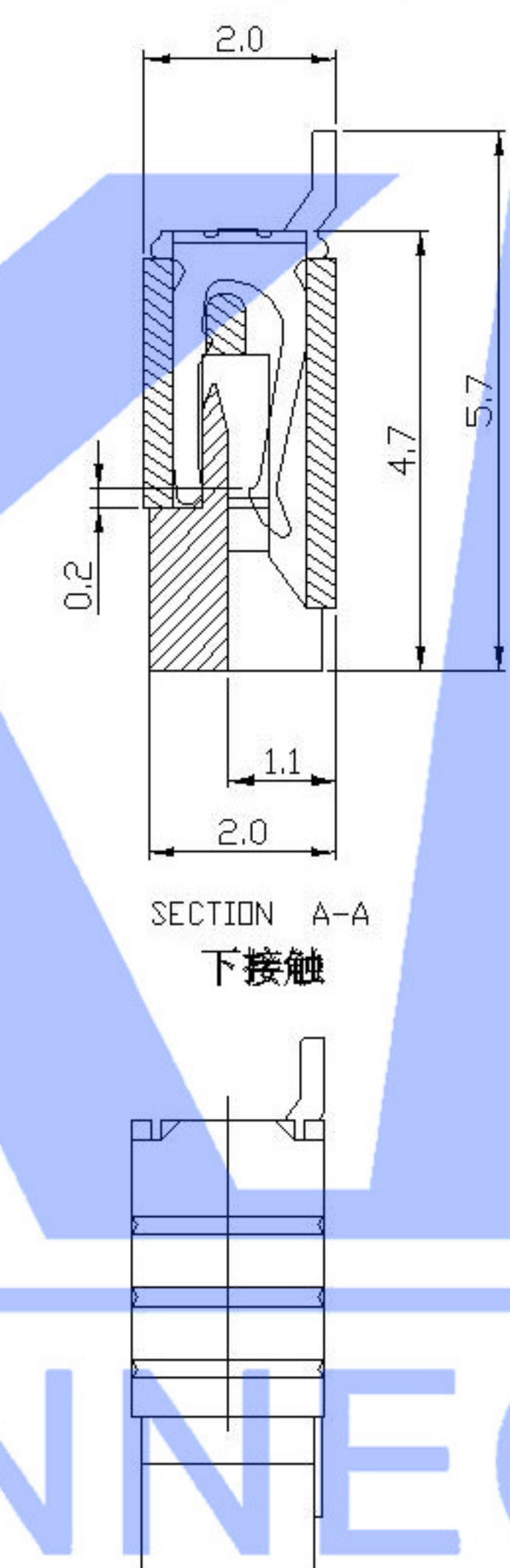
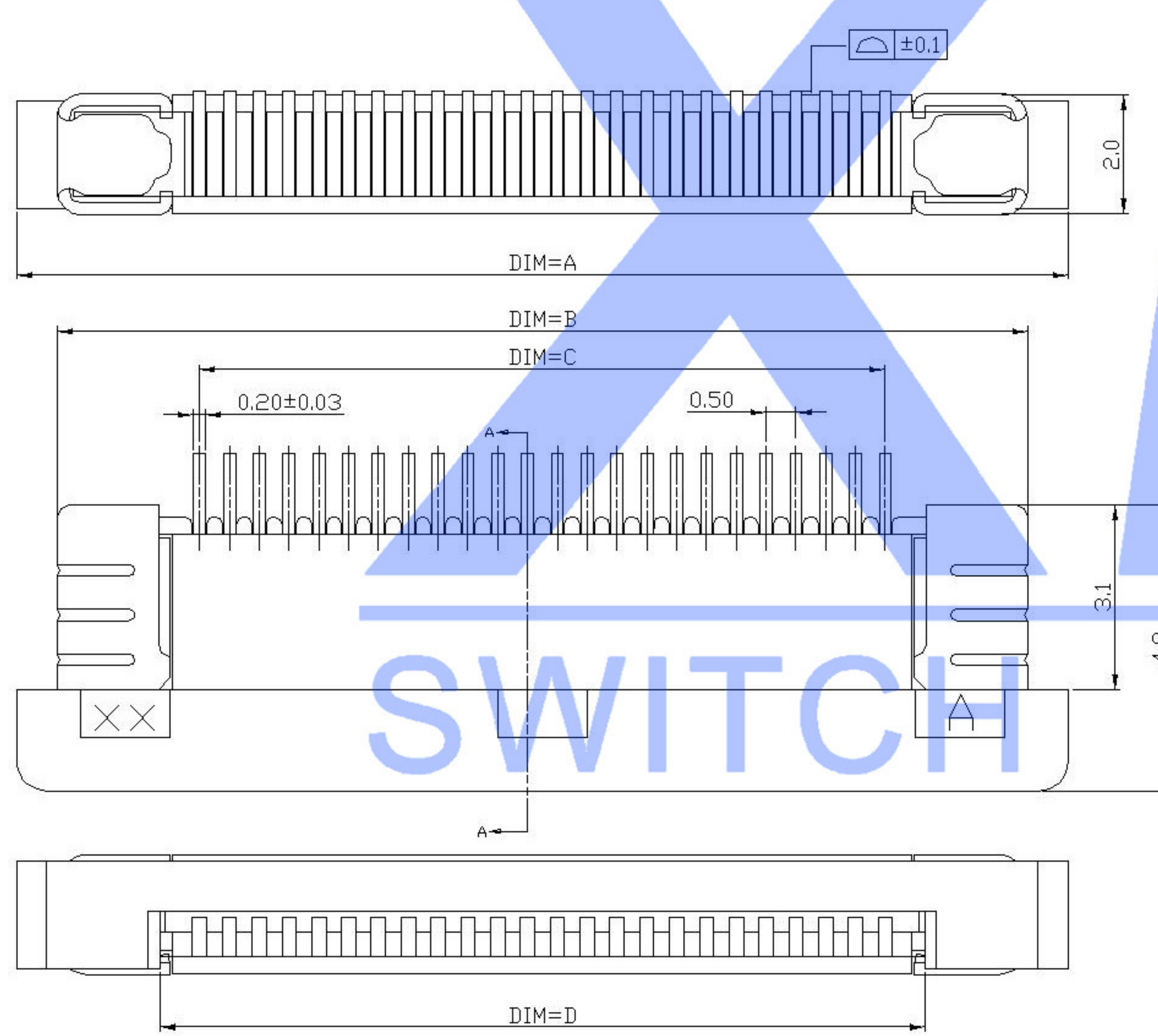
| Pin | DIM A | DIM B | DIM C | DIM D |
|-----|-------|-------|-------|-------|
| 34  | 22.60 | 21.60 | 16.50 | 17.65 |
| 33  | 22.10 | 21.10 | 16.00 | 17.15 |
| 32  | 21.60 | 20.60 | 15.50 | 16.65 |
| 31  | 21.10 | 20.10 | 15.00 | 16.15 |
| 30  | 20.60 | 19.60 | 14.50 | 15.65 |
| 29  | 20.10 | 19.10 | 14.00 | 15.15 |
| 28  | 19.60 | 18.60 | 13.50 | 14.65 |
| 27  | 19.10 | 18.10 | 13.00 | 14.15 |
| 26  | 18.60 | 17.60 | 12.50 | 13.65 |
| 25  | 18.10 | 17.10 | 12.00 | 13.15 |
| 24  | 17.60 | 16.60 | 11.50 | 12.65 |
| 23  | 17.10 | 16.10 | 11.00 | 12.15 |
| 22  | 16.60 | 15.60 | 10.50 | 11.65 |
| 21  | 16.10 | 15.10 | 10.00 | 11.15 |
| 20  | 15.60 | 14.60 | 9.50  | 10.65 |
| 19  | 15.10 | 14.10 | 9.00  | 10.15 |
| 18  | 14.60 | 13.60 | 8.50  | 9.65  |
| 17  | 14.10 | 13.10 | 8.00  | 9.15  |
| 16  | 13.60 | 12.60 | 7.50  | 8.65  |
| 15  | 13.10 | 12.10 | 7.00  | 8.15  |
| 14  | 12.60 | 11.60 | 6.50  | 7.65  |
| 13  | 12.10 | 11.10 | 6.00  | 7.15  |
| 12  | 11.60 | 10.60 | 5.50  | 6.65  |
| 11  | 11.10 | 10.10 | 5.00  | 6.15  |
| 10  | 10.60 | 9.60  | 4.50  | 5.65  |
| 09  | 10.10 | 9.10  | 4.00  | 5.15  |
| 08  | 9.60  | 8.60  | 3.50  | 4.65  |
| 07  | 9.10  | 8.10  | 3.00  | 4.15  |
| 06  | 8.60  | 7.60  | 2.50  | 3.65  |
| 05  | 8.10  | 7.10  | 2.00  | 3.15  |
| 04  | 7.60  | 6.60  | 1.50  | 2.65  |

|   |             |      |         |          |                        |      |                                       |  |      |  |            |                              |       |          |
|---|-------------|------|---------|----------|------------------------|------|---------------------------------------|--|------|--|------------|------------------------------|-------|----------|
|   |             |      |         |          | ANGLAR                 | ±5°  | DSND                                  |  | DATE |  | SCALE: N/A | MODEL TYPE:<br>FPC CONNECTOR |       |          |
|   |             |      |         |          | L ≤ 4                  | ±0.2 | DWN                                   |  | DATE |  | VIEW:      | PART NO.:                    |       |          |
|   |             |      |         |          | 4 < L ≤ 16             | ±0.3 | CHKD                                  |  | DATE |  | UNIT: mm   | DWG NO.:                     |       |          |
|   |             |      |         |          | 16 < L ≤ 63            | ±0.4 | APPD                                  |  | DATE |  | SIZE: A4   | X05B20LXXX                   |       |          |
|   |             |      |         |          | L > 63                 | ±0.5 | XKB INDUSTRIAL PRECISION CO., LIMITED |  |      |  |            | WEIGHT                       | SHEET | REVISION |
|   |             |      |         |          | UNSPECIFIED TOLERANCES |      |                                       |  |      |  |            | 1.0g                         | 1/1   | A0       |
| △X  |             |      |         |          |                        |      |                                       |  |      |  |            |                              |       |          |
| △X  |             |      |         |          |                        |      |                                       |  |      |  |            |                              |       |          |
| △X  |             |      |         |          |                        |      |                                       |  |      |  |            |                              |       |          |
| MARK  | DESCRIPTION | DATE | REVISED | APPROVED | REVISIONS              |      |                                       |  |      |  |            |                              |       |          |
| www.xk-dg.cn www.helloxkb.com www.helloxkb.cn |             |      |         |          |                        |      |                                       |  |      |  |            |                              |       |          |



Electrical Characteristics:  
 Current rating: 0.4A AC/DC  
 Voltage rating: 50V AC/DC  
 Temperature range: -25°C~+85°C  
 Withstand Voltage: 500V AC/Minute  
 Contact Resistance:  $\leq 20m\Omega$   
 Insulation resistance:  $\geq 500M\Omega$   
 Relative Humidity: 93%+40°C

Material Description:  
 Terminal: Phosphor Bronze Tin-plated  
 Fitting Nail: Brass Tin-plated  
 Housing: Thermoplastic(UL94V-0)  
 Slider: Thermoplastic(UL94V-0)



| Pin | DIM A | DIM B | DIM C | DIM D |
|-----|-------|-------|-------|-------|
| 60  | 35.60 | 34.60 | 29.50 | 30.65 |
| 59  | 35.10 | 34.10 | 29.00 | 30.15 |
| 58  | 34.60 | 33.60 | 28.50 | 29.65 |
| 57  | 34.10 | 33.10 | 28.00 | 29.15 |
| 56  | 33.60 | 32.60 | 27.50 | 28.65 |
| 55  | 33.10 | 32.10 | 27.00 | 28.15 |
| 54  | 32.60 | 31.60 | 26.50 | 27.65 |
| 53  | 32.10 | 31.10 | 26.00 | 27.15 |
| 52  | 31.60 | 30.60 | 25.50 | 26.65 |
| 51  | 31.10 | 30.10 | 25.00 | 26.15 |
| 50  | 30.60 | 29.60 | 24.50 | 25.65 |
| 49  | 30.10 | 29.10 | 24.00 | 25.15 |
| 48  | 29.60 | 28.60 | 23.50 | 24.65 |
| 47  | 29.10 | 28.10 | 23.00 | 24.15 |
| 46  | 28.60 | 27.60 | 22.50 | 23.65 |
| 45  | 28.10 | 27.10 | 22.00 | 23.15 |
| 44  | 27.60 | 26.60 | 21.50 | 22.65 |
| 43  | 27.10 | 26.10 | 21.00 | 22.15 |
| 42  | 26.60 | 25.60 | 20.50 | 21.65 |
| 41  | 26.10 | 25.10 | 20.00 | 21.15 |
| 40  | 25.60 | 24.60 | 19.50 | 20.65 |
| 39  | 25.10 | 24.10 | 19.00 | 20.15 |
| 38  | 24.60 | 23.60 | 18.50 | 19.65 |
| 37  | 24.10 | 23.10 | 18.00 | 19.15 |
| 36  | 23.60 | 22.60 | 17.50 | 18.65 |
| 35  | 23.10 | 22.10 | 17.00 | 18.15 |
|     |       |       |       |       |
|     |       |       |       |       |
|     |       |       |       |       |
|     |       |       |       |       |

XKB  
SWITCH CONNECTOR

|      |             |           |      |         |                        |   |                                       |  |      |  |            |                              |       |          |
|------|-------------|-----------|------|---------|------------------------|---|---------------------------------------|--|------|--|------------|------------------------------|-------|----------|
|      |             |           |      |         | ANGLAR                 | ±5°   | DSND                                  |  | DATE |  | SCALE: N/A | MODEL TYPE:<br>FPC CONNECTOR |       |          |
|      |             |           |      |         | L ≤ 4                  | ±0.2  | DWN                                   |  | DATE |  | VIEW:      | PART NO.:                    |       |          |
|      |             |           |      |         | 4 < L ≤ 16             | ±0.3  | CHKD                                  |  | DATE |  | UNIT: mm   | DWG NO.:                     |       |          |
|      |             |           |      |         | 16 < L ≤ 63            | ±0.4  | APPD                                  |  | DATE |  | SIZE: A4   | X05B20LXXX                   |       |          |
|      |             |           |      |         | L > 63                 | ±0.5  | XKB INDUSTRIAL PRECISION CO., LIMITED |  |      |  |            | WEIGHT                       | SHEET | REVISION |
|      |             |           |      |         | UNSPECIFIED TOLERANCES |   |                                       |  |      |  |            | 1.0g                         | 1/1   | A0       |
| MARK | DESCRIPTION | REVISIONS | DATE | REVISED | APPROVED               |   |                                       |  |      |  |            |                              |       |          |
|      |             |           |      |         |                        | www.xk-dg.cn www.helloxkb.com www.helloxkb.cn |                                       |  |      |  |            |                              |       |          |

## X-ON Electronics

Largest Supplier of Electrical and Electronic Components

*Click to view similar products for [FFC & FPC Connectors](#) category:*

*Click to view products by [XKB](#) manufacturer:*

Other Similar products are found below :

[HFW11R-1STE1H1LF](#) [FH29B-100S-0.2SHW\(99\)](#) [FA5S008HP1](#) [FH29B-120S-0.2SHW\(99\)](#) [FH29B-80S-0.2SHW\(99\)](#) [FHS-16](#) [FPH-2022G](#)  
[52610-1075](#) [52610-1275](#) [52610-1934](#) [XF3M\(1\)-1415-1B-R100](#) [501864-3091-TR225](#) [0525594033](#) [086210010340800](#) [086222026001800](#)  
[52271-2869-CUT-TAPE](#) [62674-201121DLF](#) [62684-36210E9ALF](#) [52610-1675](#) [52746-1671-TR250](#) [10051922-2810EHLF](#) [6-520415-9](#)  
[BD021-09A-A1-0350-0200-0550-LD](#) [SFV6R-1STE9HLF](#) [XF3M-2915-1B-R100](#) [1658549-1](#) [62674-221121ALF](#) [46214008010800](#)  
[046298003000883](#) [151660622](#) [842-816-2630-035](#) [AYF530665TA](#) [AYF351525](#) [046296011930846+](#) [AYF352325A](#) [046254020000800+](#)  
[FH19C-13S-0.5SH\(99\)](#) [FH39J-51S-0.3SHW\(99\)](#) [AYF355125A](#) [AYF530365TA](#) [FH29B-44S-0.2SHW\(99\)](#) [SFW5R-2STAE9LF](#) [AYF351125A](#)  
[AYF350725A](#) [62684-502100AHLF](#) [FH39-61S-0.3SHW\(99\)](#) [AYF414035A](#) [10064555-172520HLF](#) [AYF212335A](#) [504754-2500](#)