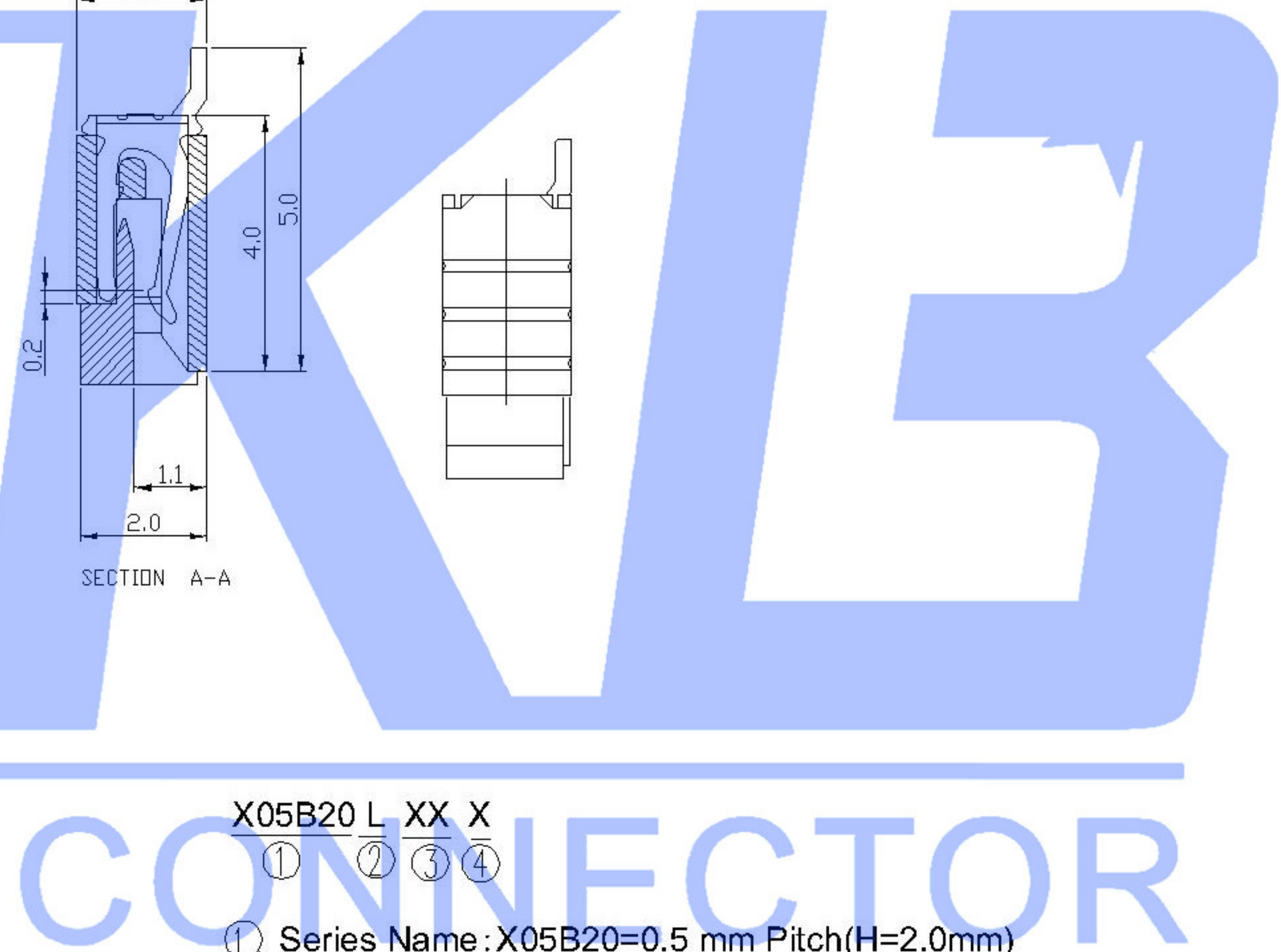
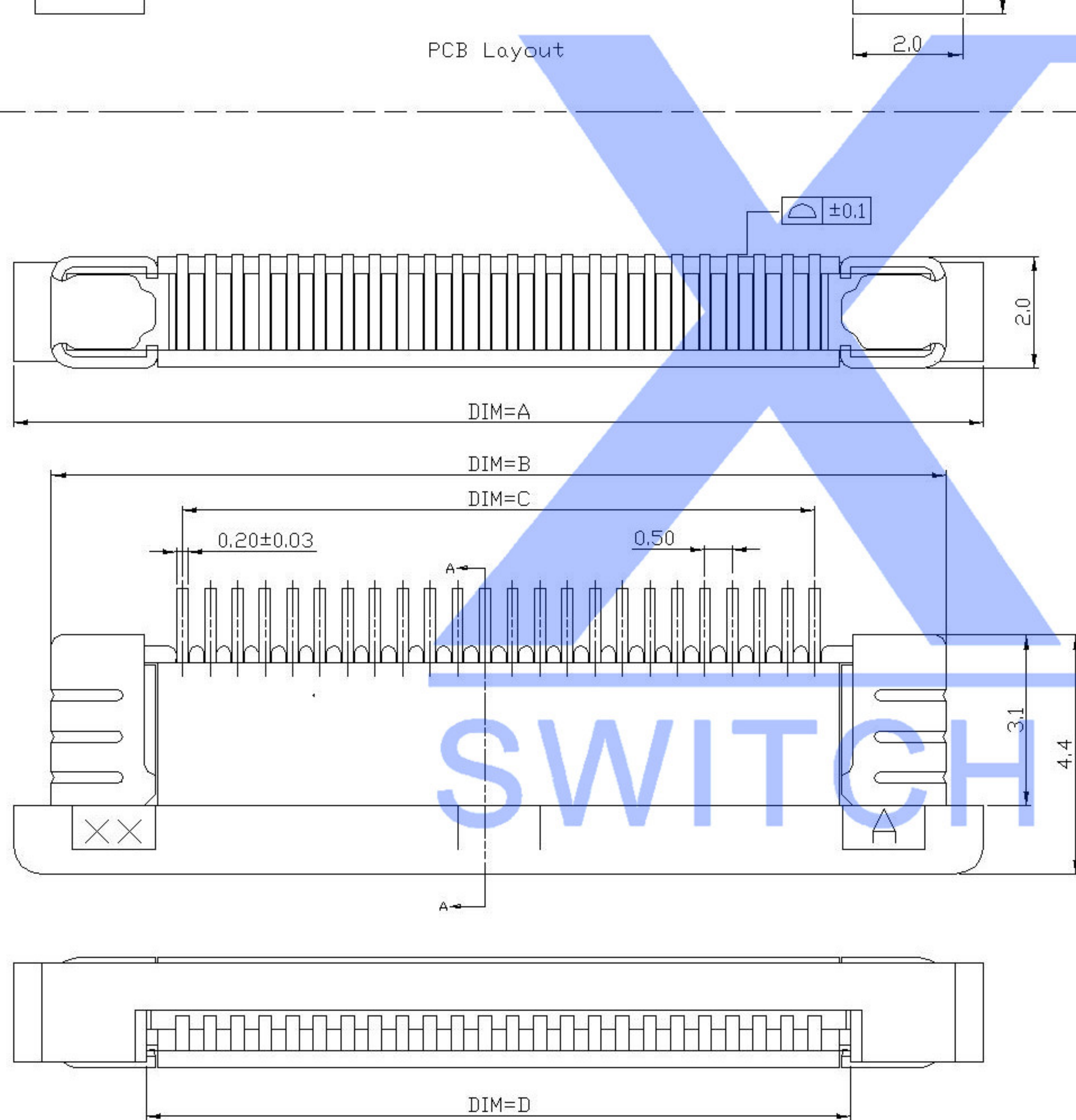


Electrical Characteristics:
 Current rating: 0.4A AC/DC
 Voltage rating: 50V AC/DC
 Temperature range: -25°C~+85°C
 Withstand Voltage: 500V AC/Minute
 Contact Resistance: $\leq 20m\Omega$
 Insulation resistance: $\geq 500M\Omega$
 Relative Humidity: 93%+40°C

Material Description:
 Terminal: Phosphor Bronze Tin-plated
 Fitting Nail: Brass Tin-plated
 Housing: Thermoplastic(UL94V-0)
 Slider: Thermoplastic(UL94V-0)



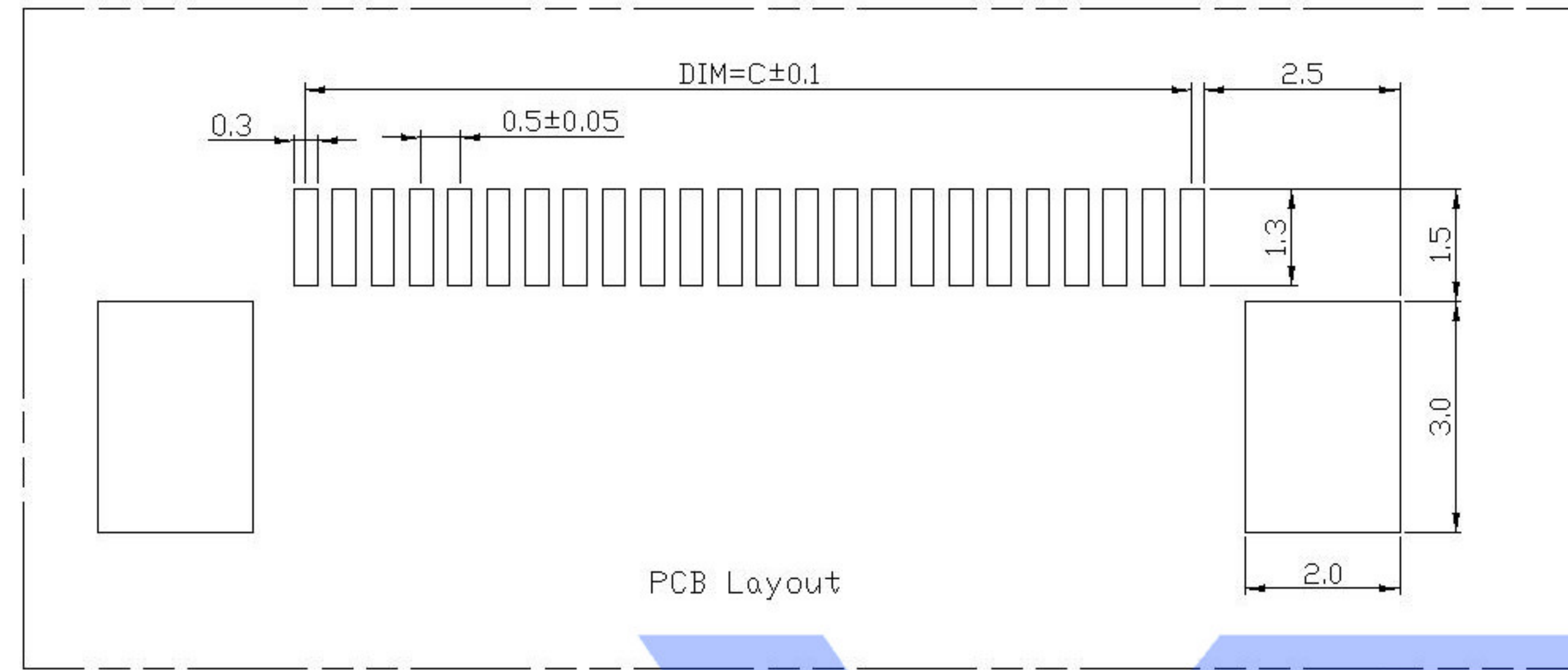
X05B20 L XX X

① ② ③ ④

- ① Series Name : X05B20=0.5 mm Pitch(H=2.0mm)
- ② Assembly style : L:Low Contact SMT Type U:Upper Contact SMT Type
D:Double-Face Contact SMT Type H:Back-flip Double-Face Contact SMT Type
- ③ Number of terminals :XX=04-60PIN
- ④ Plating : G:Gold Flash Over Nickel T:Tin Over Nickel

Pin	DIM A	DIM B	DIM C	DIM D
34	22.60	21.60	16.50	17.65
33	22.10	21.10	16.00	17.15
32	21.60	20.60	15.50	16.65
31	21.10	20.10	15.00	16.15
30	20.60	19.60	14.50	15.65
29	20.10	19.10	14.00	15.15
28	19.60	18.60	13.50	14.65
27	19.10	18.10	13.00	14.15
26	18.60	17.60	12.50	13.65
25	18.10	17.10	12.00	13.15
24	17.60	16.60	11.50	12.65
23	17.10	16.10	11.00	12.15
22	16.60	15.60	10.50	11.65
21	16.10	15.10	10.00	11.15
20	15.60	14.60	9.50	10.65
19	15.10	14.10	9.00	10.15
18	14.60	13.60	8.50	9.65
17	14.10	13.10	8.00	9.15
16	13.60	12.60	7.50	8.65
15	13.10	12.10	7.00	8.15
14	12.60	11.60	6.50	7.65
13	12.10	11.10	6.00	7.15
12	11.60	10.60	5.50	6.65
11	11.10	10.10	5.00	6.15
10	10.60	9.60	4.50	5.65
09	10.10	9.10	4.00	5.15
08	9.60	8.60	3.50	4.65
07	9.10	8.10	3.00	4.15
06	8.60	7.60	2.50	3.65
05	8.10	7.10	2.00	3.15
04	7.60	6.60	1.50	2.65

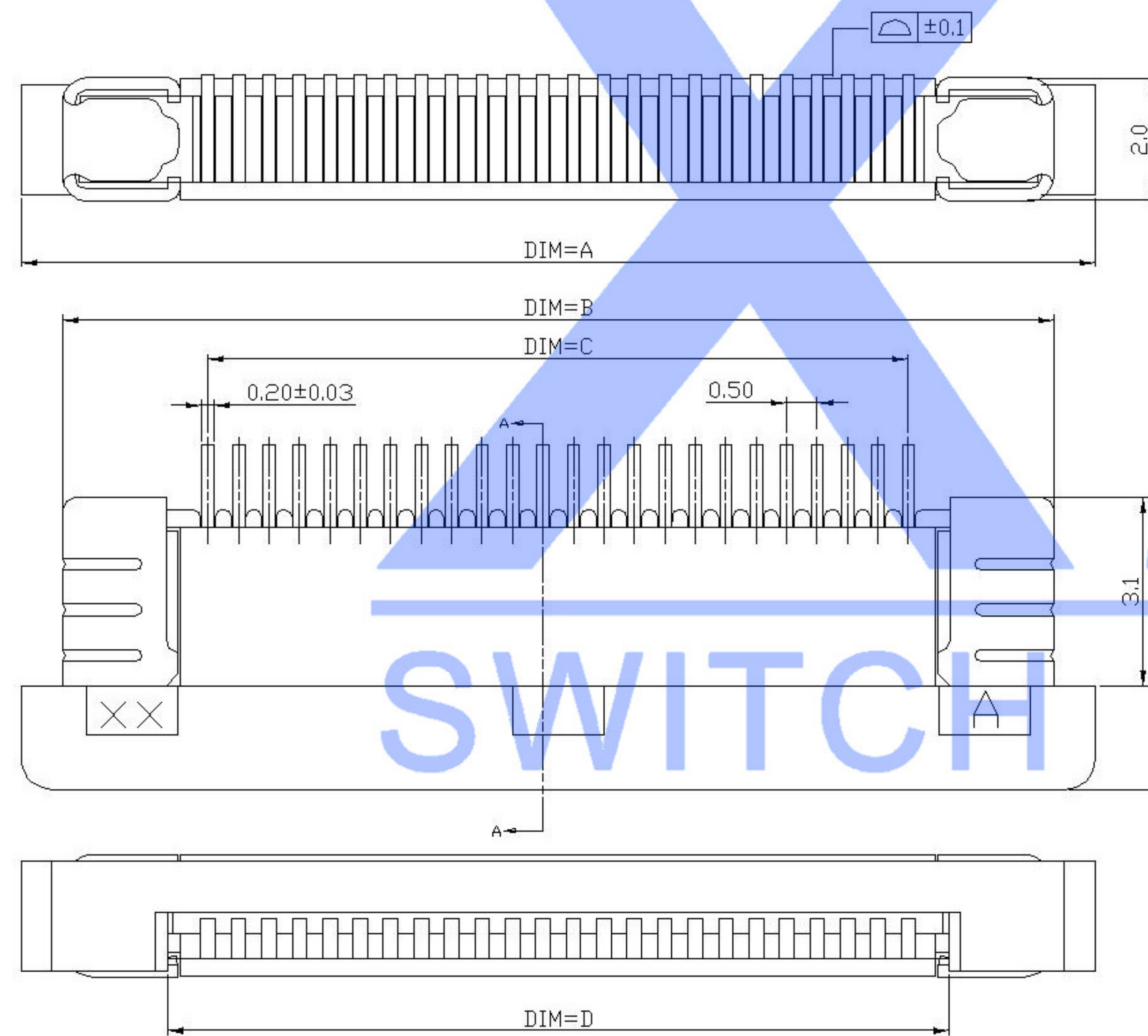
					ANGLAR	±5°	DSND		DATE		SCALE: N/A	MODEL TYPE: FPC CONNECTOR		
					L ≤ 4	±0.2	DWN		DATE		VIEW:	PART NO.:		
					4 < L ≤ 16	±0.3	CHKD		DATE		UNIT: mm	DWG NO.:		
					16 < L ≤ 63	±0.4	APPD		DATE		SIZE: A4	X05B20LXXX		
					L > 63	±0.5	XKB INDUSTRIAL PRECISION CO., LIMITED					WEIGHT	SHEET	REVISION
					UNSPECIFIED TOLERANCES							1.0g	1/1	A0
△X														
△X														
△X														
MARK	DESCRIPTION	DATE	REVISED	APPROVED										
REVISIONS														
www.xk-dg.cn www.helloxkb.com www.helloxkb.cn														



Electrical Characteristics:
 Current rating: 0.4A AC/DC
 Voltage rating: 50V AC/DC
 Temperature range: -25°C~+85°C
 Withstand Voltage: 500V AC/Minute
 Contact Resistance: ≤20mΩ
 Insulation resistance: ≥500MΩ
 Relative Humidity: 93%+40°C

Material Description:
 Terminal: Phosphor Bronze Tin-plated
 Fitting Nail: Brass Tin-plated
 Housing: Thermoplastic(UL94V-0)
 Slider: Thermoplastic(UL94V-0)

Pin	DIM A	DIM B	DIM C	DIM D
60	35.60	34.60	29.50	30.65
59	35.10	34.10	29.00	30.15
58	34.60	33.60	28.50	29.65
57	34.10	33.10	28.00	29.15
56	33.60	32.60	27.50	28.65
55	33.10	32.10	27.00	28.15
54	32.60	31.60	26.50	27.65
53	32.10	31.10	26.00	27.15
52	31.60	30.60	25.50	26.65
51	31.10	30.10	25.00	26.15
50	30.60	29.60	24.50	25.65
49	30.10	29.10	24.00	25.15
48	29.60	28.60	23.50	24.65
47	29.10	28.10	23.00	24.15
46	28.60	27.60	22.50	23.65
45	28.10	27.10	22.00	23.15
44	27.60	26.60	21.50	22.65
43	27.10	26.10	21.00	22.15
42	26.60	25.60	20.50	21.65
41	26.10	25.10	20.00	21.15
40	25.60	24.60	19.50	20.65
39	25.10	24.10	19.00	20.15
38	24.60	23.60	18.50	19.65
37	24.10	23.10	18.00	19.15
36	23.60	22.60	17.50	18.65
35	23.10	22.10	17.00	18.15



XKB

SWITCH CONNECTOR

REVISIONS					UNSPECIFIED TOLERANCES	DSND	DATE	SCALE: N/A	MODEL TYPE:
△X					ANGLAR	±5°			FPC CONNECTOR
△X					L ≤ 4	±0.2			PART NO.:
△X					4 < L ≤ 16	±0.3			DWG NO.:
MARK	DESCRIPTION	DATE	REVISED	APPROVED	16 < L ≤ 63	±0.4			X05B20LXXX
					L > 63	±0.5			WEIGHT
					XKB INDUSTRIAL PRECISION CO., LIMITED				SHEET
									REVISION
								1.0g	A0
								1/1	

X-ON Electronics

Largest Supplier of Electrical and Electronic Components

Click to view similar products for [FFC & FPC Connectors](#) category:

Click to view products by [XKB](#) manufacturer:

Other Similar products are found below :

[HFW11R-1STE1H1LF](#) [FH29B-100S-0.2SHW\(99\)](#) [FA5S008HP1](#) [FH29B-120S-0.2SHW\(99\)](#) [FH29B-80S-0.2SHW\(99\)](#) [FHS-16](#) [FPH-2022G](#)
[52610-1075](#) [52610-1275](#) [52610-1934](#) [XF3M\(1\)-1415-1B-R100](#) [501864-3091-TR225](#) [0525594033](#) [086210010340800](#) [086222026001800](#)
[52271-2869-CUT-TAPE](#) [62674-201121DLF](#) [62684-36210E9ALF](#) [52610-1675](#) [52746-1671-TR250](#) [10051922-2810EHLF](#) [6-520415-9](#)
[BD021-09A-A1-0350-0200-0550-LD](#) [SFV6R-1STE9HLF](#) [XF3M-2915-1B-R100](#) [1658549-1](#) [62674-221121ALF](#) [46214008010800](#)
[046298003000883](#) [151660622](#) [842-816-2630-035](#) [AYF530665TA](#) [AYF351525](#) [046296011930846+](#) [AYF352325A](#) [046254020000800+](#)
[FH19C-13S-0.5SH\(99\)](#) [FH39J-51S-0.3SHW\(99\)](#) [AYF355125A](#) [AYF530365TA](#) [FH29B-44S-0.2SHW\(99\)](#) [SFW5R-2STAE9LF](#) [AYF351125A](#)
[AYF350725A](#) [62684-502100AHLF](#) [FH39-61S-0.3SHW\(99\)](#) [AYF414035A](#) [10064555-172520HLF](#) [AYF212335A](#) [504754-2500](#)