



DATA SHEET

BA157~BA159

FAST RECOVERY PLASTIC RECTIFIER

VOLTAGE 400 to 1000 Volts **CURRENT** 1.0 Amperes

DO-41

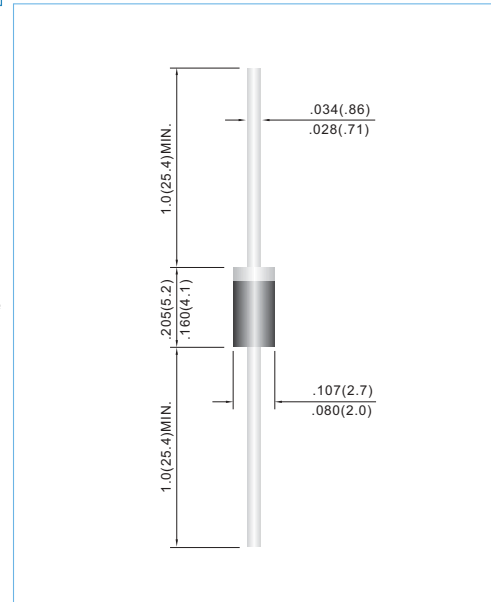
Unit: inch(mm)

FEATURES

- High current capability.
- Plastic package has Underwriters Laboratory Flammability Classification 94V-O utilizing Flame Retardant Epoxy Molding Compound.
- Low leakage.
- Exceeds environmental standards of MIL-S-19500/228
- Fast switching for high efficiency.
- Pb free product are available : 99% Sn above can meet Rohs environment substance directive request

MECHANICAL DATA

Case: Molded plastic, DO-41
 Terminals: Axial leads, solderable to MIL-STD-202G, Method 208
 Polarity: Color Band denotes cathode end
 Mounting Position: Any
 Weight: 0.012 ounce, 0.3 gram



MAXIMUM RATINGS AND ELECTRICAL CHARACTERISTICS

Ratings at 25°C ambient temperature unless otherwise specified. Resistive or inductive load, 60Hz.

PARAMETER	SYMBOL	BA157	BA158	BA159	UNITS
Maximum Recurrent Peak Reverse Voltage	V_{RRM}	400	600	1000	V
Maximum RMS Voltage	V_{RMS}	280	420	700	V
Maximum DC Blocking Voltage	V_{DC}	400	600	1000	V
Maximum Average Forward Current .375" (9.5mm) lead length at $T_A=55^\circ C$	I_{AV}	1.0			A
Peak Forward Surge Current : 8.3ms single half sine-wave superimposed on rated load (JEDEC method)	I_{FSM}	30			A
Maximum Forward Voltage at 1.0A	V_F	1.3			V
Maximum DC Reverse Current $T_A=25^\circ C$ at Rated DC Blocking Voltage $T_A=100^\circ C$	I_R	5.0 500			μA
Maximum Reverse Recovery Time (Note 1)	T_{RR}	150	250		ns
Typical Junction capacitance (Note 2)	C_J	12			pF
Typical Thermal Resistance (Note 3)	$R_{\theta JA}$	41			$^\circ C / W$
Operating Junction and Storage Temperature Range	T_J, T_{STG}	-55 TO +150			$^\circ C$

- NOTES: 1. Reverse Recovery Test Conditions: $I_F=.5A$, $I_R=1A$, $I_{rr}=.25A$
 2. Measured at 1 MHz and applied reverse voltage of 4.0 VDC
 3. Thermal resistance from junction to ambient at 0.375" (9.5mm) lead length with both leads equally heatsink.



RATING AND CHARACTERISTIC CURVES

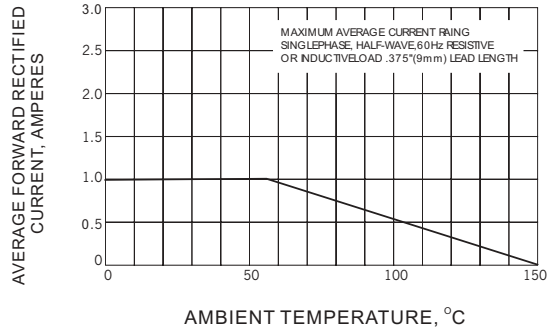


Fig. 1 FORWARD CURRENT DERATING CURVE

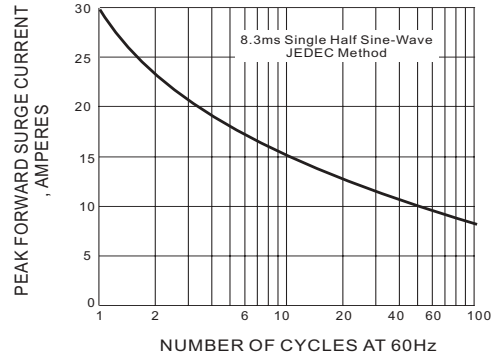


Fig. 2-MAXIMUM NON-REPETITIVE PEAK FORWARD SURGE CURRENT

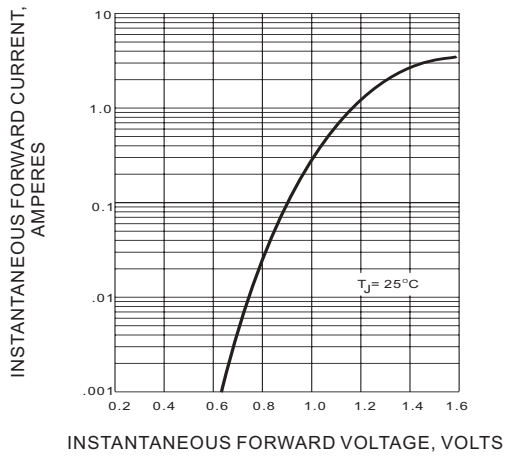


Fig. 3-TYPICAL INSTANTANEOUS FORWARD CHARACTERISTICS

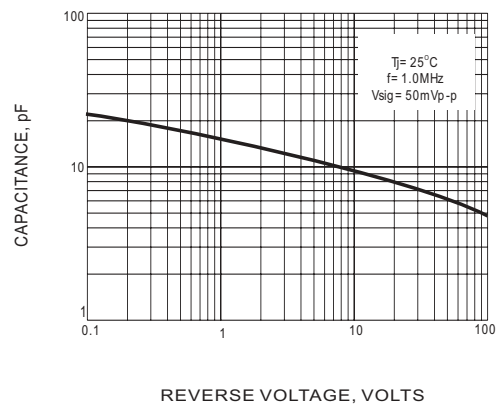


Fig. 4 TYPICAL JUNCTION CAPACITANCE

X-ON Electronics

Largest Supplier of Electrical and Electronic Components

Click to view similar products for [Rectifiers](#) category:

Click to view products by [Panjit](#) manufacturer:

Other Similar products are found below :

[D91A](#) [DA24F4100L](#) [DD89N1600K-A](#) [DD89N16K-K](#) [RL252-TP](#) [DLA11C-TR-E](#) [DSA17G](#) [DSEI2X30-06C](#) [1N4005-TR](#) [BAV199-TP](#)
[UFS120Je3/TR13](#) [JANS1N6640US](#) [VS-80-1293](#) [DD89N16K](#) [DD89N16K-A](#) [481235F](#) [DSP10G-TR-E](#) [067907F](#) [MS306](#) [ND104N08K](#)
[SPA2003-B-D-A01](#) [VS-80-6193](#) [VS-66-9903](#) [VGF0136AB](#) [US2JFL-TP](#) [UFS105Je3/TR13](#) [A1N5404G-G](#) [ACGRA4007-HF](#) [ACGRB207-HF](#)
[RF301B2STL](#) [RF501B2STL](#) [UES1306](#) [UES1302](#) [BAV199E6433HTMA1](#) [ACGRC307-HF](#) [ACEFC304-HF](#) [JANTXV1N5660A](#) [UES1106](#)
[GS2K-LTP](#) [D126A45C](#) [D251N08B](#) [SCHJ22.5K](#) [SM100](#) [SCPA2](#) [SCH10000](#) [SDHD5K](#) [STTH20P035FP](#) [VS-8EWS12S-M3](#) [VS-](#)
[12FL100S10](#) [ACGRA4001-HF](#)