

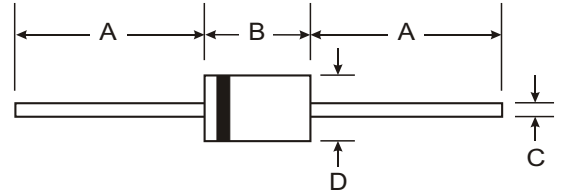

VOLTAGE RANGE: 5.1- 200V
POWER: 2.0Watts

Features

- Complete Voltage Range 5.1 to 200 Volts
- High peak reverse power dissipation
- High reliability
- Low leakage current

Mechanical Data

- Case : DO-41 Molded plastic
- Epoxy : UL94V-O rate flame retardant
- Lead : Axial lead solderable per MIL-STD-202, method 208 guaranteed
- Polarity : Color band denotes cathode end
- Mounting position : Any
- Weight : 0.339 gram



| DO-41 | | |
|----------------------|------|-------|
| Dim | Min | Max |
| A | 26.5 | — |
| B | 5.06 | 5.21 |
| C | 0.71 | 0.864 |
| D | 2.62 | 2.72 |
| All Dimensions in mm | | |



Maximum Ratings and Electrical Characteristics @ $T_A = 25^\circ\text{C}$ unless otherwise specified

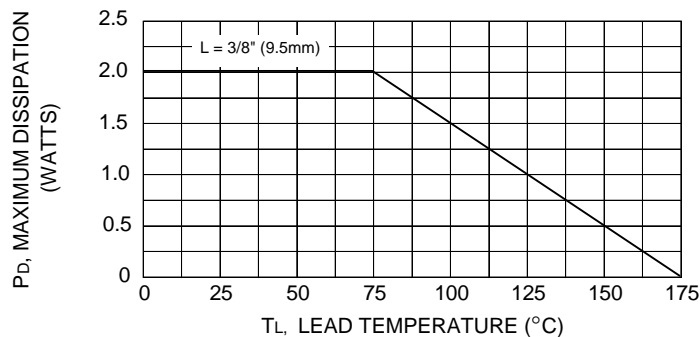
Single phase, half wave, 60Hz, resistive or inductive load.

| Rating | Symbol | Value | Unit |
|--|-----------------|---------------|------------------|
| DC Power Dissipation at $T_L = 75^\circ\text{C}$ (Note1) | P_D | 2.0 | Watts |
| Maximum Forward Voltage at $I_F = 200\text{ mA}$ | V_F | 1.2 | Volts |
| Maximum Thermal Resistance Junction to Ambient Air (Note2) | $R_{\theta JA}$ | 60 | K / W |
| Junction Temperature Range | T_J | - 55 to + 175 | $^\circ\text{C}$ |
| Storage Temperature Range | T_s | - 55 to + 175 | $^\circ\text{C}$ |

Note :

- (1) T_L = Lead temperature at 3/8 " (9.5mm) from body
- (2) Valid provided that leads are kept at ambient temperature at a distance of 10 mm from case.

Fig. 1 POWER TEMPERATURE DERATING CURVE





ELECTRICAL CHARACTERISTICS Rating at = 25 °C ambient temperature unless otherwise specified

| TYPE | Nominal Zener Voltage | | Maximum Zener Impedance | | | Maximum Reverse Leakage Current | | Maximum DC Zener Current |
|----------|-----------------------|------|-------------------------|-----------|------|---------------------------------|-------|--------------------------|
| | Vz @ IzT | IzT | ZzT @ IzT | Zzk @ Izk | Izk | IR @ VR | | IzM |
| | (V) | (mA) | (Ω) | (Ω) | (mA) | (μA) | (V) | (mA) |
| 2EZ5.1D5 | 5.1 | 98.0 | 3.5 | 600 | 1.0 | 5.0 | 1.0 | 356 |
| 2EZ5.6D5 | 5.6 | 89.5 | 2.5 | 500 | 1.0 | 5.0 | 2.0 | 324 |
| 2EZ6.2D5 | 6.2 | 80.5 | 1.5 | 700 | 1.0 | 5.0 | 3.0 | 292 |
| 2EZ6.8D5 | 6.8 | 73.5 | 2.0 | 700 | 1.0 | 5.0 | 4.0 | 266 |
| 2EZ7.5D5 | 7.5 | 66.5 | 2.0 | 700 | 0.5 | 50 | 5.0 | 242 |
| 2EZ8.2D5 | 8.2 | 61.0 | 2.3 | 700 | 0.5 | 50 | 6.0 | 220 |
| 2EZ9.1D5 | 9.1 | 55.0 | 2.5 | 700 | 0.5 | 50 | 7.0 | 200 |
| 2EZ10D5 | 10 | 50.0 | 3.5 | 700 | 0.25 | 50 | 7.6 | 182 |
| 2EZ11D5 | 11 | 45.5 | 4.0 | 700 | 0.25 | 50 | 8.4 | 166 |
| 2EZ12D5 | 12 | 41.5 | 4.5 | 700 | 0.25 | 1.0 | 9.1 | 152 |
| 2EZ13D5 | 13 | 38.5 | 5.0 | 700 | 0.25 | 0.5 | 9.9 | 138 |
| 2EZ14D5 | 14 | 35.7 | 5.5 | 700 | 0.25 | 0.5 | 10.6 | 130 |
| 2EZ15D5 | 15 | 33.4 | 7.0 | 700 | 0.25 | 0.5 | 11.4 | 122 |
| 2EZ16D5 | 16 | 31.2 | 8.0 | 700 | 0.25 | 0.5 | 12.2 | 114 |
| 2EZ17D5 | 17 | 29.4 | 9.0 | 750 | 0.25 | 0.5 | 13.0 | 107 |
| 2EZ18D5 | 18 | 27.8 | 10 | 750 | 0.25 | 0.5 | 13.7 | 100 |
| 2EZ19D5 | 19 | 26.3 | 11 | 750 | 0.25 | 0.5 | 14.4 | 95 |
| 2EZ20D5 | 20 | 25.0 | 11 | 750 | 0.25 | 0.5 | 15.2 | 90 |
| 2EZ22D5 | 22 | 22.8 | 12 | 750 | 0.25 | 0.5 | 16.7 | 82 |
| 2EZ24D5 | 24 | 20.8 | 13 | 750 | 0.25 | 0.5 | 18.2 | 76 |
| 2EZ27D5 | 27 | 18.5 | 18 | 750 | 0.25 | 0.5 | 20.6 | 68 |
| 2EZ30D5 | 30 | 16.6 | 20 | 1000 | 0.25 | 0.5 | 22.5 | 60 |
| 2EZ33D5 | 33 | 15.1 | 23 | 1000 | 0.25 | 0.5 | 25.1 | 55 |
| 2EZ36D5 | 36 | 13.9 | 25 | 1000 | 0.25 | 0.5 | 27.4 | 50 |
| 2EZ39D5 | 39 | 12.8 | 30 | 1000 | 0.25 | 0.5 | 29.7 | 47 |
| 2EZ43D5 | 43 | 11.6 | 35 | 1500 | 0.25 | 0.5 | 32.7 | 43 |
| 2EZ47D5 | 47 | 10.6 | 40 | 1500 | 0.25 | 0.5 | 35.8 | 39 |
| 2EZ51D5 | 51 | 9.8 | 48 | 1500 | 0.25 | 0.5 | 38.8 | 36 |
| 2EZ56D5 | 56 | 9.0 | 55 | 2000 | 0.25 | 0.5 | 42.6 | 32 |
| 2EZ62D5 | 62 | 8.1 | 60 | 2000 | 0.25 | 0.5 | 47.1 | 29 |
| 2EZ68D5 | 68 | 7.4 | 75 | 2000 | 0.25 | 0.5 | 51.7 | 27 |
| 2EZ75D5 | 75 | 6.7 | 90 | 2000 | 0.25 | 0.5 | 56.0 | 24 |
| 2EZ82D5 | 82 | 6.1 | 100 | 3000 | 0.25 | 0.5 | 62.2 | 22 |
| 2EZ91D5 | 91 | 5.5 | 125 | 3000 | 0.25 | 0.5 | 69.2 | 20 |
| 2EZ100D5 | 100 | 5.0 | 175 | 3000 | 0.25 | 0.5 | 76.0 | 18 |
| 2EZ110D5 | 110 | 4.5 | 250 | 4000 | 0.25 | 0.5 | 83.6 | 17 |
| 2EZ120D5 | 120 | 4.2 | 325 | 4500 | 0.25 | 0.5 | 91.2 | 15 |
| 2EZ130D5 | 130 | 3.8 | 400 | 5000 | 0.25 | 0.5 | 98.8 | 14 |
| 2EZ140D5 | 140 | 3.6 | 500 | 5500 | 0.25 | 0.5 | 106.4 | 13 |
| 2EZ150D5 | 150 | 3.3 | 575 | 6000 | 0.25 | 0.5 | 114.0 | 12 |
| 2EZ160D5 | 160 | 3.1 | 650 | 6500 | 0.25 | 0.5 | 121.6 | 11 |
| 2EZ170D5 | 170 | 2.9 | 675 | 7000 | 0.25 | 0.5 | 130.4 | 11 |
| 2EZ180D5 | 180 | 2.8 | 725 | 7000 | 0.25 | 0.5 | 136.8 | 10 |
| 2EZ190D5 | 190 | 2.6 | 825 | 8000 | 0.25 | 0.5 | 144.8 | 10 |
| 2EZ200D5 | 200 | 2.5 | 900 | 8000 | 0.25 | 0.5 | 152.0 | 9.0 |

Note :

- (1) Suffix " 5 " indicates ± 5.0% tolerance, suffix " 10 " indicates ± 10.0% tolerance.
- (2) " EZ " will be omitted in marking on the diode

X-ON Electronics

Largest Supplier of Electrical and Electronic Components

Click to view similar products for [Zener Diodes](#) category:

Click to view products by [SUNMATE](#) manufacturer:

Other Similar products are found below :

[MMSZ5245BS-7-F](#) [RKZ13B2KG#P1](#) [RKZ5.6B2KJ#R1](#) [EDZTE6113B](#) [EDZTE6116B](#) [EDZTE616.8B](#) [1N747A](#) [1N966B](#) [NTE5116A](#)
[NTE5121A](#) [NTE5139A](#) [NTE5147A](#) [NTE5152A](#) [NTE5155A](#) [NTE5156A](#) [NTE5164A](#) [JANS1N4974US](#) [SMAJ4764A-TP](#) [RKZ5.1BKU#P6](#)
[3SMAJ5946B-TP](#) [3SMAJ5950B-TP](#) [3SMBJ5920B-TP](#) [3SMBJ5925B-TP](#) [TDZTR24](#) [441774C](#) [MMSZ4678-TP](#) [MMSZ5232BQ-13-F](#)
[BZG04-36](#) [BZG05C9V1-HE3-TR](#) [HZM30NBTR-E](#) [UDZTE-175.1B](#) [3SMAJ5945B-TP](#) [3SMAJ5947B-TP](#) [3SMBJ5941B-TP](#) [DL4746A-TP](#)
[RKZ18B2KK#R1](#) [RKZ10B2KL#R1](#) [RKZ6.8B2KL#R1](#) [RKZ8.2B2KL#R1](#) [DZ2S240M0L](#) [SMAZ27-TP](#) [SMBZ5920B-E3/52](#) [ZMM3.0](#)
[RD16UM-T1-A](#) [RD39S-T1-A](#) [RD9.1S-T1-A](#) [RD10S-T1-A](#) [RD20S-T1-A](#) [RD2.2S-T1-A](#) [RD2.7UM-T1-A](#)