

GLASS PASSIVATED BRIDGE RECTIFIERS

**REVERSE VOLTAGE – 400 to 1000 Volts
FORWARD CURRENT – 4.0 Amperes**

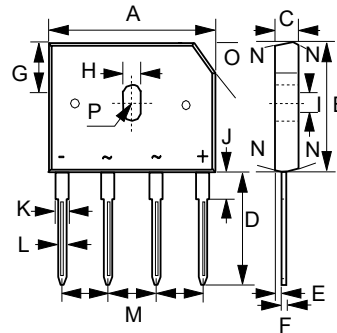
FEATURES

- Rating to 1000V PRV
- Ideal for printed circuit board
- Reliable low cost construction utilizing molded plastic technique
- UL recognition file # E95060
- The Plastic material, UL flammability classification 94V-0

MECHANICAL DATA

- Polarity: As marked on Body
- Weight: 0.15 ounces, 4.0 grams, Approximate
- Mounting position : Any

GBU



GBU		
DIM	MIN	MAX
A	21.80	22.30
B	18.30	18.80
C	3.30	3.56
D	17.50	18.00
E	0.76	1.00
F	0.46	0.56
G	7.40	7.90
H	3.50	4.10
I	1.65	2.16
J	2.25	2.75
K	1.95	2.35
L	1.02	1.27
M	4.83	5.33
N	7.0° TYPICAL	
O	(3.2) x 45°	
P	1.90 PADIUS	
All dimension in millimeter		

MAXIMUM RATINGS AND ELECTRICAL CHARACTERISTICS

Ratings at 25°C ambient temperature unless otherwise specified.

ABSOLUTE RATINGS

PARAMETER	SYMBOL	GBU404	GBU406	GBU408	GBU410	UNIT	
Maximum repetitive peak reverse voltage	V_{RRM}	400	600	800	1000	V	
Maximum DC blocking voltage	V_{DC}	400	600	800	1000	V	
Average rectified output current per device	$I_{(AV)}$	4.0 2.4				A	
Peak forward surge current 8.3ms single half sine-wave superimposed on rated load	I_{FSM}	@ $T_A=25^\circ C$				160	A
		@ $T_A=125^\circ C$				150	A
Peak forward surge current 1.0ms single half sine-wave superimposed on rated load	I_{FSM}	@ $T_A=25^\circ C$				320	A
		@ $T_A=125^\circ C$				300	A
$I^2 t$ rating for fusing (t = 8.3ms)	$I^2 t$	106				A ² S	
Storage, Operating temperature range	T_J, T_{STG}	-55 to +150				°C	

STATIC ELECTRICAL CHARACTERISTICS

PARAMETER	TEST CONDITION	SYMBOL	TYP. MAX	UNIT
Forward voltage (Note1)	$I_F = 2A$ $T_A = 25^\circ C$	V_F	1.0	V
Leakage current	V_R at rated $T_A = 25^\circ C$ $T_A = 125^\circ C$ (Note1)	I_R	5 500	uA
Typical junction capacitance (Note2)		C_J	40	pF

THERMAL CHARACTERISTICS

PARAMETER	SYMBOL	TYP.	UNIT
Typical thermal resistance (without heatsink)	R_{thJA}	15	°C/W
Typical thermal resistance (Note3)	R_{thJL}	3.0	
	R_{thJc}	3.0	

Note :

- (1) Perform static test after the temperature of oven is steady 20 minutes.
- (2) Measured at 1.0MHz and applied reverse voltage of 4.0V DC
- (3) Device mounted on 50 mm * 50 mm * 1.6mm Cu Plate heatsink.

RATING AND CHARACTERISTIC CURVES
GBU404 thru GBU410



FIG.1 - FORWARD CURRENT DERATING CURVE

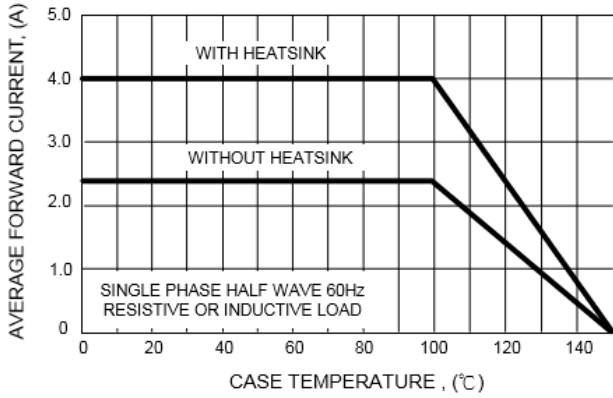


FIG.2 - MAXIMUM NON-REPETITIVE SURGE CURRENT

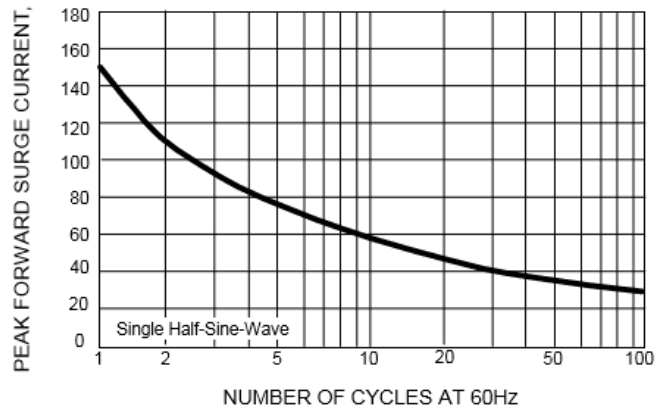


FIG.3 - TYPICAL JUNCTION CAPACITANCE

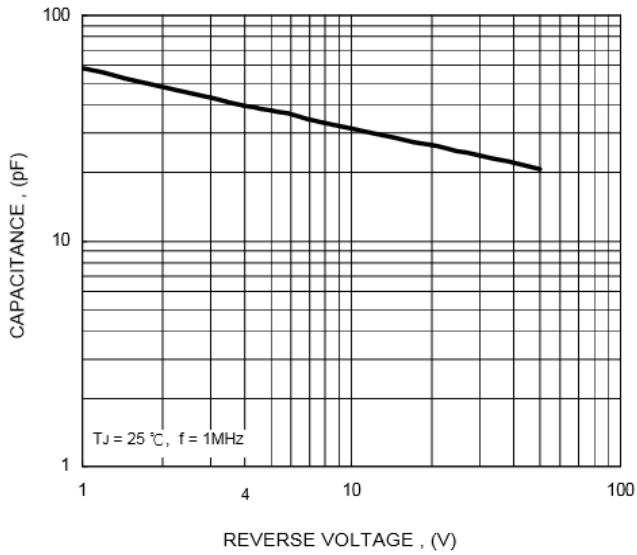
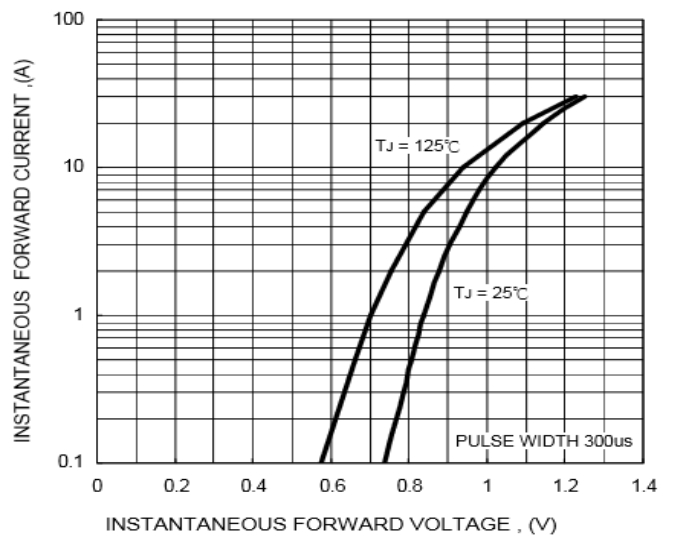


FIG.4 - TYPICAL FORWARD CHARACTERISTICS



Important Notice and Disclaimer

LSC reserves the right to make changes to this document and its products and specifications at any time without notice. Customers should obtain and confirm the latest product information and specifications before final design, purchase or use.

LSC makes no warranty, representation or guarantee regarding the suitability of its products for any particular purpose, nor does LSC assume any liability for application assistance or customer product design. LSC does not warrant or accept any liability with products which are purchased or used for any unintended or unauthorized application.

No license is granted by implication or otherwise under any intellectual property rights of LSC. LSC products are not authorized for use as critical components in life support devices or systems without express written approval of LSC.

X-ON Electronics

Largest Supplier of Electrical and Electronic Components

Click to view similar products for [Bridge Rectifiers](#) category:

Click to view products by [Lite-On](#) manufacturer:

Other Similar products are found below :

[G3SBA60-E351](#) [GBJ1504-BP](#) [GBU10B-BP](#) [GBU15J-BP](#) [GBU15K-BP](#) [GBU4A-BP](#) [GBU4D-BP](#) [GBU6B-E3/45](#) [GSIB680-E3/45](#) [DB101-BP](#) [DF10SA-E345](#) [RMB2S](#) [RCG](#) [APT30DF100HJ](#) [APT60DF20HJ](#) [B2S-E3/80](#) [BU1506-E351](#) [BU15085S-E345](#) [BU1508-E3/45](#) [BU1510-E3/45](#) [RS404GL-BP](#) [RS405GL-BP](#) [G3SBA20-E3/51](#) [G5SBA20-E3/51](#) [G5SBA60-E3/51](#) [GBJ1502-BP](#) [GBL02-E351](#) [GBL10-E3/45](#) [GBU10J-BP](#) [GBU4J-BP](#) [GBU4K-BP](#) [GBU8B-E3/45](#) [GBU8D-BP](#) [GBU8J-BP](#) [GSIB1520-E3/45](#) [MB1510](#) [MB352W](#) [MB6M-G](#) [B2M-E345](#) [B40C7000A](#) [B500C7000A](#) [MP5010W-BP](#) [MP501W-BP](#) [MP502-BP](#) [BR1005-BP](#) [BR101-BP](#) [BU1006-E345](#) [BU12065S-E3/45](#) [BU1508-E3/51](#) [BU2006-E3/45](#) [BU2008-E345](#)