


# 积层贴片陶瓷片式电容器

车载等级，一般（Up to 75V）

## CGA系列

CGA1	0603 [0201 inch]
CGA2	1005 [0402 inch]
CGA3	1608 [0603 inch]
CGA4	2012 [0805 inch]
CGA5	3216 [1206 inch]
CGA6	3225 [1210 inch]
CGA8	4532 [1812 inch]
CGA9	5750 [2220 inch]

\* 表示尺寸代码。JIS[EIA]



## 使用注意事项

在使用本产品前，请务必随附采购规格书。

## 安全注意事项

使用本产品时，请注意安全事项。

### 注意

1. 本目录中的产品，被装载到汽车上或车载产品，按照本目录中记载的范围、条件，可使用在汽车标准用途中。另外，包含本产品的该汽车或车用产品，应以通常的操作、使用方法来运用。  
汽车以外、对于需要高度安全性和可靠性的，或者设备的故障，误动作，运转不良可能会给人的生命，身体及财产等造成损害，以及有可能产生莫大社会影响的以下用途（以下称‘特定用途’）中的适用性，性能发挥，品质，本公司不予保证。  
因用于超过本目录所规定的范围、条件，或用于其他特定用途而产生损失、伤害等情况，我司恕不承担责任，请谅解。客户预定在本产品目录的范围、条件之外，或者在特定用途中使用，请事先咨询本公司相关部门。本公司会配合客户需求，一起协商不同于本产品目录中所记载的使用用途。

- |                            |                    |
|----------------------------|--------------------|
| (1) 航空，航天设备                | (8) 公共性的高度信息处理设备   |
| (2) 运输设备（电车，船舶等）           | (9) 军用设备           |
| (3) 医疗设备（除《药事法》分类中的Ⅰ、Ⅱ级以外） | (10) 电热用品，燃烧设备     |
| (4) 发电控制设备                 | (11) 防灾防盗设备        |
| (5) 核动力相关设备                | (12) 各种安全装置        |
| (6) 海底设备                   | (13) 其他被认定为特定用途的用途 |
| (7) 交通工具控制设备               |                    |

此外，在对使用本产品的设备进行设计时，请根据该设备的使用用途及状态确保保护电路及装置，并设置备份电路。

另外，虽然本产品目录中记载的产品是设想在上述汽车或车用产品上使用的，但我们也不会禁止其使用在不要求类似汽车等级的高安全性和信赖性，或对生命、身体、财产，及对社会造成影响较小的一般电子设备的应用情形。因此，本产品目录中记载的产品可应用一般电子设备的通用标准，当以通常的操作、使用方法来使用一般电子设备时，关于其使用也适用本共通使用注意事项。

2. 本产品目录中记载的产品因改良及其他原因可能在不经预告的情况下进行变更或停止供应。
3. 关于本产品目录中记载的产品，本公司备有记载了各产品的规格及安全注意事项的“交货规格书”。在选用产品时，建议签定交货规格书。
4. 在出口本产品目录中记载的产品时，有时会被归为“外汇及外贸管理法”中规定的管制货物等。在这种情况下，需要有依据该法规定的出口许可。
5. 关于本产品目录的内容，未经本公司许可不得擅自转载或复制。
6. 因使用本产品目录中记载的产品而发生涉及本公司或第三者的知识产权及其他权利的问题时，本公司对此将不承担责任。并且，本公司不对该等权利的实施权办理许可。
7. 本产品目录适用于从本公司或本公司的正规代理商购买的产品。从其他第三者购买的产品不在适用范围之内。

注意：伴随网站的更新，由于系统限制的原因以及统一产品目录型号的需要，从2013年1月开始，TDK将在产品目录中使用新型号。新目录型号将在以后所有根据产品目录订货时使用，但不适用于OEM订购。  
目录型号的最后5位数与产品标签上的交货型号（内部控制编号）不同，请注意。  
详细信息请联系当地TDK销售代表。

（例）

产品目录发行日期	目录型号	交货型号（交货标签上的标识）
2012年12月以前	C1608C0G1E103J(080AA)	C1608C0G1E103JT000N
2013年1月及以后	C1608C0G1E103J080AA	C1608C0G1E103JT000N

# CGA 系列

## 一般 (Up to 75V)



Type: CGA1/0603 [0201 inch], CGA2/1005 [0402 inch], CGA3/1608 [0603 inch],  
CGA4/2012 [0805 inch], CGA5/3216 [1206 inch], CGA6/3225 [1210 inch],  
CGA8/4532 [1812 inch], CGA9/5750 [2220 inch]

### 系列概要

TDK积层陶瓷贴片电容器的车载等级CGA系列，是由诱导体材料以及内部电极、导电材料相互积层的表面贴装（SMD）产品。单片式结构保证优异的机械强度和高可靠性。

又因其简单的构造，跟其他种类电容相比具有更低的ESR、ESL，频率特性良好。目前可以做到47 $\mu$ F的最大电容值，满足薄膜电容和电解电容的容量领域。

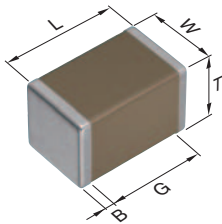
### 特点

- 单片式结构保证优异的机械强度和高可靠性。
- 由于ESR, ESL低，频率特性良好，更有利于设计与理论值的相近的回路。
- 低ESR带来的低自发热，可以耐更高的纹波电流。
- 无极性。
- 符合AEC-Q200车载标准。

### 应用


- 所有车载用电子机器 (引擎控制单元, 传感器模块, 电池线等)
- 共振回路 (COG)
- 要求高信赖性的装置

### 形状与尺寸



L	主体长度
W	主体宽度
T	主体高度
B	端子宽度
G	端子间距

### 产品构造图



诱导体和内部电极交互叠层构造。利用单片回路的简单设计，拥有更优越的机械强度和更好的频率特性。

Dimensions in mm

Type	L	W	T	B	G
CGA1	0.60 $\pm$ 0.03	0.30 $\pm$ 0.03	0.30 $\pm$ 0.03	0.10 min.	0.20 min.
CGA2	1.00 $\pm$ 0.05	0.50 $\pm$ 0.05	0.50 $\pm$ 0.05	0.10 min.	0.30 min.
CGA3	1.60 $\pm$ 0.10	0.80 $\pm$ 0.10	0.80 $\pm$ 0.10	0.20 min.	0.30 min.
CGA4	2.00 $\pm$ 0.20	1.25 $\pm$ 0.20	1.25 $\pm$ 0.20	0.20 min.	0.50 min.
CGA5	3.20 $\pm$ 0.20	1.60 $\pm$ 0.20	1.60 $\pm$ 0.20	0.20 min.	1.00 min.
CGA6	3.20 $\pm$ 0.40	2.50 $\pm$ 0.30	2.50 $\pm$ 0.30	0.20 min.	—
CGA8	4.50 $\pm$ 0.40	3.20 $\pm$ 0.40	2.50 $\pm$ 0.30	0.20 min.	—
CGA9	5.70 $\pm$ 0.40	5.00 $\pm$ 0.40	2.50 $\pm$ 0.30	0.20 min.	—

\* 尺寸公差是代表价值。

## ■ 目录型号的识别法

<b>CGA</b>	<b>6</b>	<b>P</b>	<b>1</b>	<b>X7R</b>	<b>1N</b>	<b>106</b>	<b>M</b>	<b>250</b>	<b>A</b>	<b>C</b>
(1)	(2)	(3)	(4)	(5)	(6)	(7)	(8)	(9)	(10)	(11)

## (1) 系列名称

## (2) 尺寸 L x W (mm)

代码	EIA	长度	宽度	端子宽度
1	CC0201	0.60	0.30	0.10
2	CC0402	1.00	0.50	0.10
3	CC0603	1.60	0.80	0.20
4	CC0805	2.00	1.25	0.20
5	CC1206	3.20	1.60	0.20
6	CC1210	3.20	2.50	0.20
8	CC1812	4.50	3.20	0.20
9	CC2220	5.70	5.00	0.20

## (3) 厚度代码

代码	产品厚度
A	0.30 mm
B	0.50 mm
C	0.60 mm
E	0.80 mm
F	0.85 mm
H	1.15 mm
J	1.25 mm
L	1.60 mm
M	2.00 mm
N	2.30 mm
P	2.50 mm
Q	2.80 mm
R	3.20 mm

## (4) 寿命试验的电压条件

代码	条件
1	1 × R.V.
2	2 × R.V.
3	1.5 × R.V.

## (5) 温度特性

温度特性	温度系数或电容变化率	温度范围
C0G	0±30 ppm/°C	-55 to +125°C
X5R	±15%	-55 to +85°C
X7R	±15%	-55 to +125°C
X7S	±22%	-55 to +125°C

## (6) 额定电压(DC)

代码	电压 (DC)
0J	6.3V
1A	10V
1C	16V
1E	25V
1V	35V
1H	50V
1N	75V

## (7) 标称电容(pF)

电容量以 pF(微微法拉) 为单位, 并用三个文字表示。最初两个文字表示电容的第一位和第二位有效数字。第三个文字表示接在有效数字后的零的个数。含有小数点时用 R 表示。

(例) 0R5 = 0.5pF  
101 = 100pF  
225 = 2,200,000pF = 2.2μF

## (8) 电容容差

代码	容差
C	±0.25pF
D	±0.50pF
J	±5%
K	±10%
M	±20%

## (9) 厚度

代码	产品厚度
030	0.30 mm
050	0.50 mm
060	0.60 mm
080	0.80 mm
085	0.85 mm
115	1.15 mm
125	1.25 mm
160	1.60 mm
200	2.00 mm
230	2.30 mm
250	2.50 mm
280	2.80 mm
320	3.20 mm

## (10) 包装形式

代码	形式
A	178mm卷筒、4mm间距
B	178mm卷筒、2mm间距
K	178mm卷筒、8mm间距

## (11) 特殊指定代码

代码	内容
A,B,C	本公司内部管理符号

## 电容范围图

## CGA1/0603 [0201 inch]

电容		C0G		X7R				
(pF)	代码	1H (50V)	1E (25V)	1H (50V)	1E (25V)	1C (16V)	1A (10V)	0J (6.3V)
1	010							
1.5	1R5							
2	020							
2.2	2R2							
3	030							
3.3	3R3							
4	040							
4.7	4R7							
5	050							
6	060							
6.8	6R8							
7	070							
8	080							
9	090							
10	100							
12	120							
15	150							
18	180							
22	220							
27	270							
33	330							
39	390							
47	470							
56	560							
68	680							
82	820							
100	101							
150	151							
220	221							
330	331							
470	471							
680	681							
1,000	102							
1,500	152							
2,200	222							
3,300	332							
4,700	472							
6,800	682							
10,000	103							

标准厚度  0.30mm

■关于产品厚度，静电容量公差等详细信息，请参照 P-12 以后的静电容量范围表。

电容范围图

CGA2/1005 [0402 inch]

电容		COG	X5R					X7R					X7S		
(pF)	代码		1H (50V)	1H (50V)	1V (35V)	1E (25V)	1C (16V)	1A (10V)	1H (50V)	1V (35V)	1E (25V)	1C (16V)	1A (10V)	0J (6.3V)	1C (16V)
1	010														
1.5	1R5														
2	020														
2.2	2R2														
3	030														
3.3	3R3														
4	040														
4.7	4R7														
5	050														
6	060														
6.8	6R8														
7	070														
8	080														
9	090														
10	100														
12	120														
15	150														
18	180														
22	220														
27	270														
33	330														
39	390														
47	470														
56	560														
68	680														
82	820														
100	101														
120	121														
150	151														
180	181														
220	221														
270	271														
330	331														
390	391														
470	471														
560	561														
680	681														
820	821														
1,000	102														
1,500	152														
2,200	222														
3,300	332														
4,700	472														
6,800	682														
10,000	103														
15,000	153														
22,000	223														
33,000	333														
47,000	473														
68,000	683														
100,000	104														
150,000	154														
220,000	224														
330,000	334														
470,000	474														

标准厚度 0.50mm

灰色涂层的品名, 为新设计非推荐品。

关于产品厚度, 静电容量公差等详细信息, 请参照 P-12 以后的静电容量范围表。


为了能够更加正确、安全地使用产品, 请务必索取能进一步确认详细特性、规格的采购规格书。记载内容可能因为产品改良等原因不经预告而更改, 恕不另行通知。

## 电容范围图

## CGA3/1608 [0603 inch]

电容		COG	X5R	X7R
(pF)	代码	1H (50V)	1H (50V)	1H (50V)
1	010			
1.5	1R5			
2	020			
2.2	2R2			
3	030			
3.3	3R3			
4	040			
4.7	4R7			
5	050			
6	060			
6.8	6R8			
7	070			
8	080			
9	090			
10	100			
12	120			
15	150			
18	180			
22	220			
27	270			
33	330			
39	390			
47	470			
56	560			
68	680			
82	820			
100	101			
120	121			
150	151			
180	181			
220	221			
270	271			
330	331			
390	391			
470	471			
560	561			
680	681			
820	821			
1,000	102			
1,200	122			
1,500	152			
1,800	182			
2,200	222			
2,700	272			
3,300	332			
3,900	392			
4,700	472			
5,600	562			
6,800	682			
8,200	822			
10,000	103			
15,000	153			
22,000	223			
33,000	333			
47,000	473			
68,000	683			

标准厚度  0.80mm

 灰色涂层的品名, 为新规设计非推荐品。

■关于产品厚度, 静电容量公差等详细信息, 请参照P-12以后的静电容量范围表。


⚠ 为了能够更加正确、安全地使用产品, 请务必索取能进一步确认详细特性、规格的采购规格书。  
记载内容可能因为产品改良等原因不经预告而更改, 恕不另行通知。

## 电容范围图

## CGA3/1608 [0603 inch]

电容		X5R						X7R					X7S			
(pF)	代码	1H (50V)	1V (35V)	1E (25V)	1C (16V)	1A (10V)	0J (6.3V)	1H (50V)	1V (35V)	1E (25V)	1C (16V)	0J (6.3V)	1C (16V)	1A (10V)	0G (4V)	
100,000	104	■	■	■				■	■	■						
150,000	154	■	■	■				■	■	■						
220,000	224	■	■	■				■	■	■						
330,000	334	■	■	■				■	■	■						
470,000	474	■	■	■				■	■	■						
680,000	684	■	■	■				■	■	■						
1,000,000	105															
1,500,000	155											■	■	■		
2,200,000	225											■	■	■		
3,300,000	335															
4,700,000	475															
10,000,000	106														■	

标准厚度  0.80mm

 灰色涂层的品名，为新规设计非推荐品。

■关于产品厚度，静电容量公差等详细信息，请参照P-12以后的静电容量范围表。



## 电容范围图

## CGA4/2012 [0805 inch]

电容		COG	X5R					X7R					X7S			
(pF)	代码	1H (50V)	1H (50V)	1V (35V)	1E (25V)	1C (16V)	1A (10V)	1H (50V)	1V (35V)	1E (25V)	1C (16V)	1A (10V)	0J (6.3V)	1E (25V)	1C (16V)	1A (10V)
1,000	102	■														
1,200	122	■														
1,500	152	■														
1,800	182	■														
2,200	222	■														
2,700	272	■														
3,300	332	■														
3,900	392	■														
4,700	472	■														
5,600	562	■														
6,800	682	■														
8,200	822	■														
10,000	103	■														
15,000	153	■														
22,000	223	■														
33,000	333	■														
100,000	104							■								
150,000	154		■					■								
220,000	224		■					■								
330,000	334		■					■								
470,000	474		■	■				■								
680,000	684		■	■	■			■								
1,000,000	105		■	■	■	■		■								
1,500,000	155		■	■	■	■		■								
2,200,000	225		■	■	■	■		■								
3,300,000	335		■	■	■	■		■								
4,700,000	475		■	■	■	■		■								
6,800,000	685		■	■	■	■		■					■		■	■
10,000,000	106		■	■	■	■		■					■		■	■

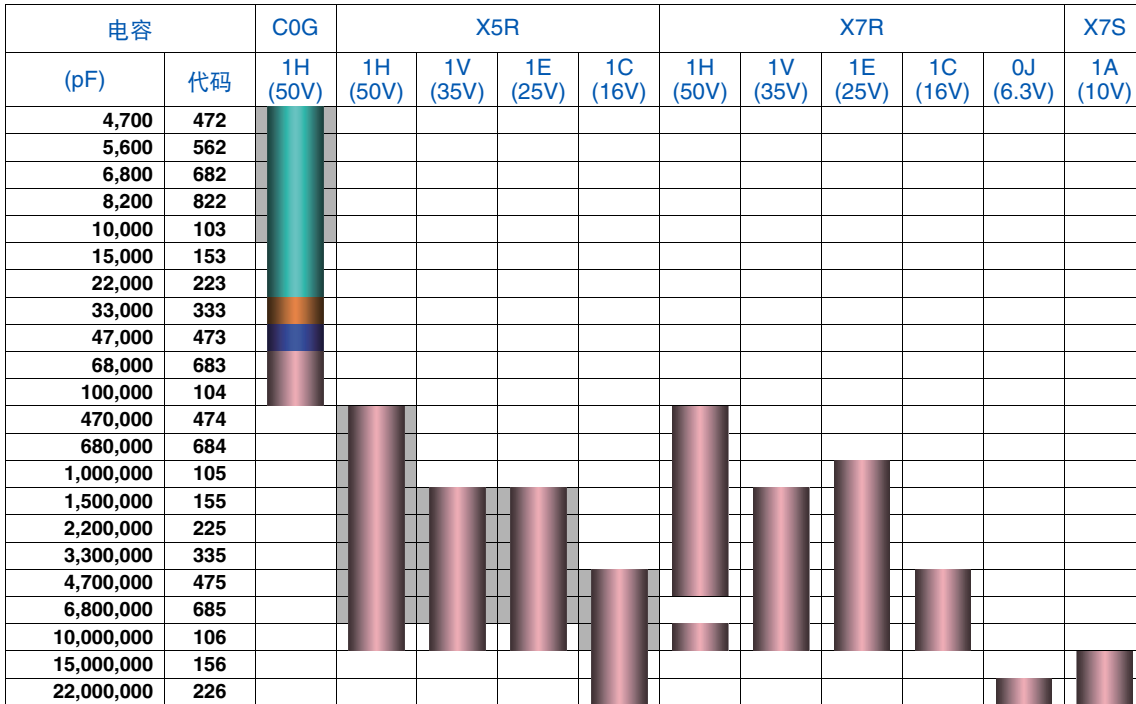
标准厚度 ■ 0.60 mm ■ 0.85 mm ■ 1.25 mm

■ 灰色涂层的品名，为新规设计非推荐品。

■ 关于产品厚度，静电容量公差等详细信息，请参照P-12以后的静电容量范围表。

电容范围图

CGA5/3216 [1206 inch]



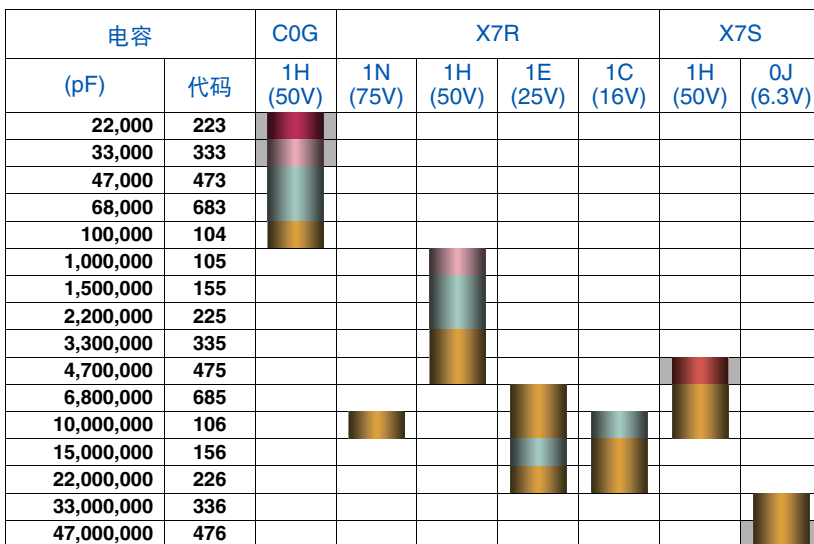
标准厚度 ■ 0.60 mm ■ 0.85 mm ■ 1.15 mm ■ 1.60 mm

■ 灰色涂层的品名, 为新规设计非推荐品。

■ 关于产品厚度, 静电容量公差等详细信息, 请参照P-12以后的静电容量范围表。

电容范围图

CGA6/3225 [1210 inch]



标准厚度 ■ 1.25 mm ■ 1.60 mm ■ 2.00 mm ■ 2.30 mm ■ 2.50 mm

■ 灰色涂层的品名, 为新规设计非推荐品。







■ 关于产品厚度, 静电容量公差等详细信息, 请参照P-12以后的静电容量范围表。

⚠ 为了能够更加正确、安全地使用产品, 请务必索取能进一步确认详细特性、规格的采购规格书。记载内容可能因为产品改良等原因不经预告而更改, 恕不另行通知。

## 电容范围图

## CGA8/4532 [1812 inch]

电容		COG		X7R		
(pF)	代码	1H (50V)	1H (50V)	1E (25V)	1C (16V)	
47,000	473					
68,000	683					
100,000	104					
150,000	154					
220,000	224					
1,500,000	155					
2,200,000	225					
3,300,000	335					
4,700,000	475					
6,800,000	685					
10,000,000	106					
15,000,000	156					
22,000,000	226					
33,000,000	336					

标准厚度  1.60 mm  2.00 mm  2.30 mm  2.50 mm  2.80 mm  3.20 mm

 灰色涂层的品名，为新规设计非推荐品。

■关于产品厚度，静电容量公差等详细信息，请参照P-12以后的静电容量范围表。

## 电容范围图

## CGA9/5750 [2220 inch]

电容		X7R		
(pF)	代码	1H (50V)	1E (25V)	1C (16V)
4,700,000	475			
6,800,000	685			
10,000,000	106			
15,000,000	156			
22,000,000	226			
47,000,000	476			

标准厚度  2.00 mm  2.30 mm  2.50 mm

 灰色涂层的品名，为新规设计非推荐品。

■关于产品厚度，静电容量公差等详细信息，请参照P-12以后的静电容量范围表。

## 电容范围表

温度特性: C0G (-55 to +125°C、0±30ppm/°C)

电容	尺寸	厚度 (mm)	电容容差	目录型号	
				额定电压 E <sub>dc</sub> : 50V	额定电压 E <sub>dc</sub> : 25V
1pF	0603	0.30±0.03	±0.25pF	CGA1A2C0G1H010C030BA	CGA1A2C0G1E010C030BA
	1005	0.50±0.05	±0.25pF	CGA2B2C0G1H010C050BA	
	1608	0.80±0.10	±0.25pF	CGA3E2C0G1H010C080AA	
1.5pF	0603	0.30±0.03	±0.25pF	CGA1A2C0G1H1R5C030BA	CGA1A2C0G1E1R5C030BA
	1005	0.50±0.05	±0.25pF	CGA2B2C0G1H1R5C050BA	
	1608	0.80±0.10	±0.25pF	CGA3E2C0G1H1R5C080AA	
2pF	0603	0.30±0.03	±0.25pF	CGA1A2C0G1H020C030BA	CGA1A2C0G1E020C030BA
	1005	0.50±0.05	±0.25pF	CGA2B2C0G1H020C050BA	
	1608	0.80±0.10	±0.25pF	CGA3E2C0G1H020C080AA	
2.2pF	0603	0.30±0.03	±0.25pF	CGA1A2C0G1H2R2C030BA	CGA1A2C0G1E2R2C030BA
	1005	0.50±0.05	±0.25pF	CGA2B2C0G1H2R2C050BA	
	1608	0.80±0.10	±0.25pF	CGA3E2C0G1H2R2C080AA	
3pF	0603	0.30±0.03	±0.25pF	CGA1A2C0G1H030C030BA	CGA1A2C0G1E030C030BA
	1005	0.50±0.05	±0.25pF	CGA2B2C0G1H030C050BA	
	1608	0.80±0.10	±0.25pF	CGA3E2C0G1H030C080AA	
3.3pF	0603	0.30±0.03	±0.25pF	CGA1A2C0G1H3R3C030BA	CGA1A2C0G1E3R3C030BA
	1005	0.50±0.05	±0.25pF	CGA2B2C0G1H3R3C050BA	
	1608	0.80±0.10	±0.25pF	CGA3E2C0G1H3R3C080AA	
4pF	0603	0.30±0.03	±0.25pF	CGA1A2C0G1H040C030BA	CGA1A2C0G1E040C030BA
	1005	0.50±0.05	±0.25pF	CGA2B2C0G1H040C050BA	
	1608	0.80±0.10	±0.25pF	CGA3E2C0G1H040C080AA	
4.7pF	0603	0.30±0.03	±0.25pF	CGA1A2C0G1H4R7C030BA	CGA1A2C0G1E4R7C030BA
	1005	0.50±0.05	±0.25pF	CGA2B2C0G1H4R7C050BA	
	1608	0.80±0.10	±0.25pF	CGA3E2C0G1H4R7C080AA	
5pF	0603	0.30±0.03	±0.25pF	CGA1A2C0G1H050C030BA	CGA1A2C0G1E050C030BA
	1005	0.50±0.05	±0.25pF	CGA2B2C0G1H050C050BA	
	1608	0.80±0.10	±0.25pF	CGA3E2C0G1H050C080AA	
6pF	0603	0.30±0.03	±0.50pF	CGA1A2C0G1H060D030BA	CGA1A2C0G1E060D030BA
	1005	0.50±0.05	±0.50pF	CGA2B2C0G1H060D050BA	
	1608	0.80±0.10	±0.50pF	CGA3E2C0G1H060D080AA	
6.8pF	0603	0.30±0.03	±0.50pF	CGA1A2C0G1H6R8D030BA	CGA1A2C0G1E6R8D030BA
	1005	0.50±0.05	±0.50pF	CGA2B2C0G1H6R8D050BA	
	1608	0.80±0.10	±0.50pF	CGA3E2C0G1H6R8D080AA	
7pF	0603	0.30±0.03	±0.50pF	CGA1A2C0G1H070D030BA	CGA1A2C0G1E070D030BA
	1005	0.50±0.05	±0.50pF	CGA2B2C0G1H070D050BA	
	1608	0.80±0.10	±0.50pF	CGA3E2C0G1H070D080AA	
8pF	0603	0.30±0.03	±0.50pF	CGA1A2C0G1H080D030BA	CGA1A2C0G1E080D030BA
	1005	0.50±0.05	±0.50pF	CGA2B2C0G1H080D050BA	
	1608	0.80±0.10	±0.50pF	CGA3E2C0G1H080D080AA	
9pF	0603	0.30±0.03	±0.50pF	CGA1A2C0G1H090D030BA	CGA1A2C0G1E090D030BA
	1005	0.50±0.05	±0.50pF	CGA2B2C0G1H090D050BA	
	1608	0.80±0.10	±0.50pF	CGA3E2C0G1H090D080AA	
10pF	0603	0.30±0.03	±0.50pF	CGA1A2C0G1H100D030BA	CGA1A2C0G1E100D030BA
	1005	0.50±0.05	±0.50pF	CGA2B2C0G1H100D050BA	
	1608	0.80±0.10	±0.50pF	CGA3E2C0G1H100D080AA	
12pF	0603	0.30±0.03	±5%	CGA1A2C0G1H120J030BA	CGA1A2C0G1E120J030BA
	1005	0.50±0.05	±5%	CGA2B2C0G1H120J050BA	
	1608	0.80±0.10	±5%	CGA3E2C0G1H120J080AA	
15pF	0603	0.30±0.03	±5%	CGA1A2C0G1H150J030BA	CGA1A2C0G1E150J030BA
	1005	0.50±0.05	±5%	CGA2B2C0G1H150J050BA	
	1608	0.80±0.10	±5%	CGA3E2C0G1H150J080AA	
18pF	0603	0.30±0.03	±5%	CGA1A2C0G1H180J030BA	CGA1A2C0G1E180J030BA
	1005	0.50±0.05	±5%	CGA2B2C0G1H180J050BA	
	1608	0.80±0.10	±5%	CGA3E2C0G1H180J080AA	
22pF	0603	0.30±0.03	±5%	CGA1A2C0G1H220J030BA	CGA1A2C0G1E220J030BA
	1005	0.50±0.05	±5%	CGA2B2C0G1H220J050BA	
	1608	0.80±0.10	±5%	CGA3E2C0G1H220J080AA	
27pF	0603	0.30±0.03	±5%	CGA1A2C0G1H270J030BA	CGA1A2C0G1E270J030BA
	1005	0.50±0.05	±5%	CGA2B2C0G1H270J050BA	
	1608	0.80±0.10	±5%	CGA3E2C0G1H270J080AA	
33pF	0603	0.30±0.03	±5%	CGA1A2C0G1H330J030BA	CGA1A2C0G1E330J030BA
	1005	0.50±0.05	±5%	CGA2B2C0G1H330J050BA	
	1608	0.80±0.10	±5%	CGA3E2C0G1H330J080AA	
39pF	0603	0.30±0.03	±5%	CGA1A2C0G1H390J030BA	CGA1A2C0G1E390J030BA
	1005	0.50±0.05	±5%	CGA2B2C0G1H390J050BA	
	1608	0.80±0.10	±5%	CGA3E2C0G1H390J080AA	
47pF	0603	0.30±0.03	±5%	CGA1A2C0G1H470J030BA	CGA1A2C0G1E470J030BA
	1005	0.50±0.05	±5%	CGA2B2C0G1H470J050BA	
	1608	0.80±0.10	±5%	CGA3E2C0G1H470J080AA	

⚠ 为了能够更加正确、安全地使用产品，请务必索取能进一步确认详细特性、规格的采购规格书。  
 记载内容可能因为产品改良等原因不经预告而更改，恕不另行通知。

## 电容范围表

温度特性: C0G (-55 to +125°C、0±30ppm/°C)

电容	尺寸	厚度 (mm)	电容容差	目录型号	
				额定电压 E <sub>dc</sub> : 50V	额定电压 E <sub>dc</sub> : 25V
56pF	0603	0.30±0.03	±5%	CGA1A2C0G1H560J030BA	CGA1A2C0G1E560J030BA
	1005	0.50±0.05	±5%	CGA2B2C0G1H560J050BA	
	1608	0.80±0.10	±5%	CGA3E2C0G1H560J080AA	
68pF	0603	0.30±0.03	±5%	CGA1A2C0G1H680J030BA	CGA1A2C0G1E680J030BA
	1005	0.50±0.05	±5%	CGA2B2C0G1H680J050BA	
	1608	0.80±0.10	±5%	CGA3E2C0G1H680J080AA	
82pF	0603	0.30±0.03	±5%	CGA1A2C0G1H820J030BA	CGA1A2C0G1E820J030BA
	1005	0.50±0.05	±5%	CGA2B2C0G1H820J050BA	
	1608	0.80±0.10	±5%	CGA3E2C0G1H820J080AA	
100pF	0603	0.30±0.03	±5%	CGA1A2C0G1H101J030BA	CGA1A2C0G1E101J030BA
	1005	0.50±0.05	±5%	CGA2B2C0G1H101J050BA	
	1608	0.80±0.10	±5%	CGA3E2C0G1H101J080AA	
120pF	1005	0.50±0.05	±5%	CGA2B2C0G1H121J050BA	
	1608	0.80±0.10	±5%	CGA3E2C0G1H121J080AA	
	1005	0.50±0.05	±5%	CGA2B2C0G1H151J050BA	
150pF	1608	0.80±0.10	±5%	CGA3E2C0G1H151J080AA	
	1005	0.50±0.05	±5%	CGA2B2C0G1H181J050BA	
	1608	0.80±0.10	±5%	CGA3E2C0G1H181J080AA	
220pF	1005	0.50±0.05	±5%	CGA2B2C0G1H221J050BA	
	1608	0.80±0.10	±5%	CGA3E2C0G1H221J080AA	
	1005	0.50±0.05	±5%	CGA2B2C0G1H271J050BA	
270pF	1608	0.80±0.10	±5%	CGA3E2C0G1H271J080AA	
	1005	0.50±0.05	±5%	CGA2B2C0G1H331J050BA	
	1608	0.80±0.10	±5%	CGA3E2C0G1H331J080AA	
330pF	1005	0.50±0.05	±5%	CGA2B2C0G1H391J050BA	
	1608	0.80±0.10	±5%	CGA3E2C0G1H391J080AA	
	1005	0.50±0.05	±5%	CGA2B2C0G1H471J050BA	
470pF	1608	0.80±0.10	±5%	CGA3E2C0G1H471J080AA	
	1005	0.50±0.05	±5%	CGA2B2C0G1H561J050BA	
	1608	0.80±0.10	±5%	CGA3E2C0G1H561J080AA	
560pF	1005	0.50±0.05	±5%	CGA2B2C0G1H681J050BA	
	1608	0.80±0.10	±5%	CGA3E2C0G1H681J080AA	
	1005	0.50±0.05	±5%	CGA2B2C0G1H821J050BA	
680pF	1608	0.80±0.10	±5%	CGA3E2C0G1H821J080AA	
	1005	0.50±0.05	±5%	CGA2B2C0G1H102J050BA	
	1608	0.80±0.10	±5%	CGA3E2C0G1H102J080AA	
1nF	2012	0.60±0.15	±5%	CGA4C2C0G1H102J060AA	
	1608	0.80±0.10	±5%	CGA3E2C0G1H122J080AA	
	2012	0.60±0.15	±5%	CGA4C2C0G1H122J060AA	
1.2nF	1608	0.80±0.10	±5%	CGA3E2C0G1H152J080AA	
	2012	0.60±0.15	±5%	CGA4C2C0G1H152J060AA	
	1608	0.80±0.10	±5%	CGA3E2C0G1H182J080AA	
1.5nF	2012	0.60±0.15	±5%	CGA4C2C0G1H182J060AA	
	1608	0.80±0.10	±5%	CGA3E2C0G1H222J080AA	
	2012	0.60±0.15	±5%	CGA4C2C0G1H222J060AA	
1.8nF	1608	0.80±0.10	±5%	CGA3E2C0G1H272J080AA	
	2012	0.60±0.15	±5%	CGA4C2C0G1H272J060AA	
	1608	0.80±0.10	±5%	CGA3E2C0G1H332J080AA	
2.2nF	2012	0.60±0.15	±5%	CGA4C2C0G1H332J060AA	
	1608	0.80±0.10	±5%	CGA3E2C0G1H392J080AA	
	2012	0.60±0.15	±5%	CGA4C2C0G1H392J060AA	
2.7nF	1608	0.80±0.10	±5%	CGA3E2C0G1H472J080AA	
	2012	0.60±0.15	±5%	CGA4C2C0G1H472J060AA	
	1608	0.80±0.10	±5%	CGA3E2C0G1H562J080AA	
3.3nF	2012	0.60±0.15	±5%	CGA4C2C0G1H562J060AA	
	1608	0.80±0.10	±5%	CGA3E2C0G1H682J080AA	
	2012	0.60±0.15	±5%	CGA4C2C0G1H682J060AA	
3.9nF	3216	0.60±0.15	±5%	CGA5C2C0G1H682J060AA	
	1608	0.80±0.10	±5%	CGA3E2C0G1H822J080AA	
	2012	0.60±0.15	±5%	CGA4C2C0G1H822J060AA	
4.7nF	1608	0.80±0.10	±5%	CGA3E2C0G1H103J080AA	
	2012	0.60±0.15	±5%	CGA4C2C0G1H103J060AA	
	3216	0.60±0.15	±5%	CGA5C2C0G1H103J060AA	
5.6nF	2012	0.60±0.15	±5%	CGA4F2C0G1H153J085AA	
	3216	0.60±0.15	±5%	CGA5C2C0G1H153J060AA	
	1608	0.80±0.10	±5%	CGA3E2C0G1H223J125AA	
6.8nF	2012	1.25±0.20	±5%	CGA4J2C0G1H223J125AA	
	3216	0.60±0.15	±5%	CGA5C2C0G1H223J060AA	
	3225	1.25±0.20	±5%	CGA6J2C0G1H223J125AA	

■灰色涂层的品名, 为新设计非推荐品。

⚠ 为了能够更加正确、安全地使用产品, 请务必索取能进一步确认详细特性、规格的采购规格书。  
 记载内容可能因为产品改良等原因不经预告而更改, 恕不另行通知。

## 电容范围表

温度特性:COG (-55 to +125°C、0±30ppm/°C)

电容	尺寸	厚度 (mm)	电容容差	目录型号
				额定电压 E <sub>dc</sub> : 50V
33nF	2012	1.25±0.20	±5%	<a href="#">CGA4J2C0G1H333J125AA</a>
	3216	0.85±0.15	±5%	<a href="#">CGA5F2C0G1H333J085AA</a>
	3225	1.60±0.20	±5%	<a href="#">CGA6L2C0G1H333J160AA</a>
47nF	3216	1.15±0.15	±5%	<a href="#">CGA5H2C0G1H473J115AA</a>
	3225	2.00±0.20	±5%	<a href="#">CGA6M2C0G1H473J200AA</a>
	4532	1.60±0.20	±5%	<a href="#">CGA8L2C0G1H473J160KA</a>
68nF	3216	1.60±0.20	±5%	<a href="#">CGA5L2C0G1H683J160AA</a>
	3225	2.00±0.20	±5%	<a href="#">CGA6M2C0G1H683J200AA</a>
	4532	1.60±0.20	±5%	<a href="#">CGA8L2C0G1H683J160KA</a>
100nF	3216	1.60±0.20	±5%	<a href="#">CGA5L2C0G1H104J160AA</a>
	3225	2.50±0.30	±5%	<a href="#">CGA6P2C0G1H104J250AA</a>
	4532	2.00±0.20	±5%	<a href="#">CGA8M2C0G1H104J200KA</a>
150nF	4532	2.50±0.30	±5%	<a href="#">CGA8P2C0G1H154J250KA</a>
220nF	4532	3.20±0.30	±5%	<a href="#">CGA8R2C0G1H224J320KA</a>

■灰色涂层的品名，为新设计非推荐品。

## 电容范围表

温度特性: X5R (-55 to +85°C、±15%)

电容	尺寸	厚度 (mm)	电容容差	目录型号		
				额定电压 Edc: 50V	额定电压 Edc: 35V	额定电压 Edc: 25V
220pF	1005	0.50±0.05	±10%	CGA2B2X5R1H221K050BA		
			±20%	CGA2B2X5R1H221M050BA		
330pF	1005	0.50±0.05	±10%	CGA2B2X5R1H331K050BA		
			±20%	CGA2B2X5R1H331M050BA		
470pF	1005	0.50±0.05	±10%	CGA2B2X5R1H471K050BA		
			±20%	CGA2B2X5R1H471M050BA		
680pF	1005	0.50±0.05	±10%	CGA2B2X5R1H681K050BA		
			±20%	CGA2B2X5R1H681M050BA		
1nF	1005	0.50±0.05	±10%	CGA2B2X5R1H102K050BA		
			±20%	CGA2B2X5R1H102M050BA		
	1608	0.80±0.10	±10%	CGA3E2X5R1H102K080AA		
			±20%	CGA3E2X5R1H102M080AA		
1.5nF	1005	0.50±0.05	±10%	CGA2B2X5R1H152K050BA		
			±20%	CGA2B2X5R1H152M050BA		
	1608	0.80±0.10	±10%	CGA3E2X5R1H152K080AA		
			±20%	CGA3E2X5R1H152M080AA		
2.2nF	1005	0.50±0.05	±10%	CGA2B2X5R1H222K050BA		
			±20%	CGA2B2X5R1H222M050BA		
	1608	0.80±0.10	±10%	CGA3E2X5R1H222K080AA		
			±20%	CGA3E2X5R1H222M080AA		
3.3nF	1005	0.50±0.05	±10%	CGA2B2X5R1H332K050BA		
			±20%	CGA2B2X5R1H332M050BA		
	1608	0.80±0.10	±10%	CGA3E2X5R1H332K080AA		
			±20%	CGA3E2X5R1H332M080AA		
4.7nF	1005	0.50±0.05	±10%	CGA2B2X5R1H472K050BA		
			±20%	CGA2B2X5R1H472M050BA		
	1608	0.80±0.10	±10%	CGA3E2X5R1H472K080AA		
			±20%	CGA3E2X5R1H472M080AA		
6.8nF	1005	0.50±0.05	±10%	CGA2B2X5R1H682K050BA		
			±20%	CGA2B2X5R1H682M050BA		
	1608	0.80±0.10	±10%	CGA3E2X5R1H682K080AA		
			±20%	CGA3E2X5R1H682M080AA		
10nF	1005	0.50±0.05	±10%	CGA2B3X5R1H103K050BB	CGA2B3X5R1V103K050BB	CGA2B2X5R1E103K050BA
			±20%	CGA2B3X5R1H103M050BB	CGA2B3X5R1V103M050BB	CGA2B2X5R1E103M050BA
	1608	0.80±0.10	±10%	CGA3E2X5R1H103K080AA		
			±20%	CGA3E2X5R1H103M080AA		
15nF	1005	0.50±0.05	±10%	CGA2B3X5R1H153K050BB	CGA2B3X5R1V153K050BB	CGA2B2X5R1E153K050BA
			±20%	CGA2B3X5R1H153M050BB	CGA2B3X5R1V153M050BB	CGA2B2X5R1E153M050BA
	1608	0.80±0.10	±10%	CGA3E2X5R1H153K080AA		
			±20%	CGA3E2X5R1H153M080AA		
22nF	1005	0.50±0.05	±10%	CGA2B3X5R1H223K050BB	CGA2B3X5R1V223K050BB	CGA2B2X5R1E223K050BA
			±20%	CGA2B3X5R1H223M050BB	CGA2B3X5R1V223M050BB	CGA2B2X5R1E223M050BA
	1608	0.80±0.10	±10%	CGA3E2X5R1H223K080AA		
			±20%	CGA3E2X5R1H223M080AA		
33nF	1005	0.50±0.05	±10%	CGA2B3X5R1H333K050BB	CGA2B3X5R1V333K050BB	CGA2B2X5R1E333K050BA
			±20%	CGA2B3X5R1H333M050BB	CGA2B3X5R1V333M050BB	CGA2B2X5R1E333M050BA
	1608	0.80±0.10	±10%	CGA3E2X5R1H333K080AA		
			±20%	CGA3E2X5R1H333M080AA		
47nF	1005	0.50±0.05	±10%	CGA2B3X5R1H473K050BB	CGA2B3X5R1V473K050BB	CGA2B2X5R1E473K050BA
			±20%	CGA2B3X5R1H473M050BB	CGA2B3X5R1V473M050BB	CGA2B2X5R1E473M050BA
	1608	0.80±0.10	±10%	CGA3E2X5R1H473K080AA		
			±20%	CGA3E2X5R1H473M080AA		
68nF	1005	0.50±0.05	±10%	CGA2B3X5R1H683K050BB	CGA2B3X5R1V683K050BB	CGA2B3X5R1E683K050BB
			±20%	CGA2B3X5R1H683M050BB	CGA2B3X5R1V683M050BB	CGA2B3X5R1E683M050BB
	1608	0.80±0.10	±10%	CGA3E2X5R1H683K080AA		
			±20%	CGA3E2X5R1H683M080AA		
100nF	1005	0.50±0.05	±10%	CGA2B3X5R1H104K050BB	CGA2B3X5R1V104K050BB	CGA2B3X5R1E104K050BB
			±20%	CGA2B3X5R1H104M050BB	CGA2B3X5R1V104M050BB	CGA2B3X5R1E104M050BB
	1608	0.80±0.10	±10%	CGA3E2X5R1H104K080AA		CGA3E2X5R1E104K080AA
			±20%	CGA3E2X5R1H104M080AA		CGA3E2X5R1E104M080AA
150nF	1608	0.80±0.10	±10%	CGA3E3X5R1H154K080AB	CGA3E3X5R1V154K080AB	CGA3E2X5R1E154K080AA
			±20%	CGA3E3X5R1H154M080AB	CGA3E3X5R1V154M080AB	CGA3E2X5R1E154M080AA
	2012	1.25±0.20	±10%	CGA4J2X5R1H154K125AA		
			±20%	CGA4J2X5R1H154M125AA		

■ 灰色涂层的品名，为新规设计非推荐品。

⚠ 为了能够更加正确、安全地使用产品，请务必索取能进一步确认详细特性、规格的采购规格书。  
 记载内容可能因为产品改良等原因不经预告而更改，恕不另行通知。

# MULTILAYER CERAMIC CHIP CAPACITORS TDK

## 电容范围表

温度特性: X5R (-55 to +85°C、±15%)

电容	尺寸	厚度 (mm)	电容容差	目录型号		
				额定电压 E <sub>dc</sub> : 50V		
				额定电压 E <sub>dc</sub> : 50V	额定电压 E <sub>dc</sub> : 35V	额定电压 E <sub>dc</sub> : 25V
220nF	1608	0.80±0.10	±10%	CGA3E3X5R1H224K080AB	CGA3E3X5R1V224K080AB	CGA3E2X5R1E224K080AA
			±20%	CGA3E3X5R1H224M080AB	CGA3E3X5R1V224M080AB	CGA3E2X5R1E224M080AA
	2012	1.25±0.20	±10%	CGA4J2X5R1H224K125AA		
			±20%	CGA4J2X5R1H224M125AA		
330nF	1608	0.80±0.10	±10%	CGA3E3X5R1H334K080AB	CGA3E3X5R1V334K080AB	CGA3E3X5R1E334K080AB
			±20%	CGA3E3X5R1H334M080AB	CGA3E3X5R1V334M080AB	CGA3E3X5R1E334M080AB
	2012	1.25±0.20	±10%	CGA4J2X5R1H334K125AA		
			±20%	CGA4J2X5R1H334M125AA		
470nF	1608	0.80±0.10	±10%	CGA3E3X5R1H474K080AB	CGA3E3X5R1V474K080AB	CGA3E3X5R1E474K080AB
			±20%	CGA3E3X5R1H474M080AB	CGA3E3X5R1V474M080AB	CGA3E3X5R1E474M080AB
	2012	1.25±0.20	±10%	CGA4J3X5R1H474K125AB	CGA4J3X5R1V474K125AB	CGA4J2X5R1E474K125AA
			±20%	CGA4J3X5R1H474M125AB	CGA4J3X5R1V474M125AB	CGA4J2X5R1E474M125AA
680nF	1608	0.80±0.10	±10%	CGA5L2X5R1H474K160AA		
			±20%	CGA5L2X5R1H474M160AA		
	2012	1.25±0.20	±10%	CGA3E3X5R1H684K080AB	CGA3E3X5R1V684K080AB	CGA3E3X5R1E684K080AB
			±20%	CGA3E3X5R1H684M080AB	CGA3E3X5R1V684M080AB	CGA3E3X5R1E684M080AB
1µF	1608	0.80±0.10	±10%	CGA4J3X5R1H684K125AB	CGA4J3X5R1V684K125AB	CGA4J2X5R1E684K125AA
			±20%	CGA4J3X5R1H684M125AB	CGA4J3X5R1V684M125AB	CGA4J2X5R1E684M125AA
	2012	1.25±0.20	±10%	CGA5L2X5R1H684K160AA		
			±20%	CGA5L2X5R1H684M160AA		
1.5µF	1608	0.80±0.10	±10%	CGA3E3X5R1H105K080AB	CGA3E3X5R1V105K080AB	CGA3E3X5R1E105K080AB
			±20%	CGA3E3X5R1H105M080AB	CGA3E3X5R1V105M080AB	CGA3E3X5R1E105M080AB
	2012	1.25±0.20	±10%	CGA4J3X5R1H105K125AB	CGA4J3X5R1V105K125AB	CGA4J2X5R1E105K125AA
			±20%	CGA4J3X5R1H105M125AB	CGA4J3X5R1V105M125AB	CGA4J2X5R1E105M125AA
2.2µF	1608	0.80±0.10	±10%	CGA5L2X5R1H105K160AA		
			±20%	CGA5L2X5R1H105M160AA		
	2012	1.25±0.20	±10%	CGA4J3X5R1H155K125AB	CGA4J3X5R1V155K125AB	CGA4J3X5R1E155K125AB
			±20%	CGA4J3X5R1H155M125AB	CGA4J3X5R1V155M125AB	CGA4J3X5R1E155M125AB
3.3µF	1608	0.80±0.10	±10%	CGA5L3X5R1H155K160AA		
			±20%	CGA5L3X5R1H155M160AA		
	2012	1.25±0.20	±10%	CGA4J3X5R1H225K125AB	CGA4J3X5R1V225K125AB	CGA4J3X5R1E225K125AB
			±20%	CGA4J3X5R1H225M125AB	CGA4J3X5R1V225M125AB	CGA4J3X5R1E225M125AB
4.7µF	1608	0.80±0.10	±10%	CGA5L3X5R1H225K160AA		
			±20%	CGA5L3X5R1H225M160AA		
	2012	1.25±0.20	±10%	CGA4J3X5R1H335K125AB	CGA4J3X5R1V335K125AB	CGA4J3X5R1E335K125AB
			±20%	CGA4J3X5R1H335M125AB	CGA4J3X5R1V335M125AB	CGA4J3X5R1E335M125AB
6.8µF	1608	0.80±0.10	±10%	CGA5L3X5R1H335K160AA		
			±20%	CGA5L3X5R1H335M160AA		
	2012	1.25±0.20	±10%	CGA4J3X5R1H475K125AB	CGA4J3X5R1V475K125AB	CGA4J3X5R1E475K125AB
			±20%	CGA4J3X5R1H475M125AB	CGA4J3X5R1V475M125AB	CGA4J3X5R1E475M125AB
10µF	1608	0.80±0.10	±10%	CGA5L3X5R1H475K160AA		
			±20%	CGA5L3X5R1H475M160AA		
	3216	1.60±0.30,-0.10	±10%	CGA5L3X5R1H685K160AB	CGA5L3X5R1V685K160AB	CGA5L3X5R1E685K160AB
			±20%	CGA5L3X5R1H685M160AB	CGA5L3X5R1V685M160AB	CGA5L3X5R1E685M160AB
3216	1.60±0.30,-0.10	±10%	CGA5L3X5R1H106K160AB	CGA5L3X5R1V106K160AB	CGA5L3X5R1E106K160AB	
		±20%	CGA5L3X5R1H106M160AB	CGA5L3X5R1V106M160AB	CGA5L3X5R1E106M160AB	

■ 灰色涂层的品名，为新规设计非推荐品。

⚠ 为了能够更加正确、安全地使用产品，请务必索取能进一步确认详细特性、规格的采购规格书。  
 记载内容可能因为产品改良等原因不经预告而更改，恕不另行通知。



## 电容范围表

温度特性: X5R (-55 to +85°C、±15%)

电容	尺寸	厚度 (mm)	电容容差	目录型号		
				额定电压 Edc: 16V	额定电压 Edc: 10V	额定电压 Edc: 6.3V
33nF	1005	0.50±0.05	±10%	CGA2B2X5R1C333K050BA		
			±20%	CGA2B2X5R1C333M050BA		
47nF	1005	0.50±0.05	±10%	CGA2B2X5R1C473K050BA		
			±20%	CGA2B2X5R1C473M050BA		
68nF	1005	0.50±0.05	±10%	CGA2B2X5R1C683K050BA		
			±20%	CGA2B2X5R1C683M050BA		
100nF	1005	0.50±0.05	±10%	CGA2B2X5R1C104K050BA	CGA2B2X5R1A104K050BA	
			±20%	CGA2B2X5R1C104M050BA	CGA2B2X5R1A104M050BA	
150nF	1005	0.50±0.05	±10%	CGA2B1X5R1C154K050BC	CGA2B3X5R1A154K050BB	
			±20%	CGA2B1X5R1C154M050BC	CGA2B3X5R1A154M050BB	
220nF	1005	0.50±0.05	±10%	CGA2B1X5R1C224K050BC	CGA2B3X5R1A224K050BB	
			±20%	CGA2B1X5R1C224M050BC	CGA2B3X5R1A224M050BB	
	1608	0.80±0.10	±10%	CGA3E2X5R1C224K080AA		
			±20%	CGA3E2X5R1C224M080AA		
330nF	1608	0.80±0.10	±10%	CGA3E2X5R1C334K080AA	CGA3E2X5R1A334K080AA	
			±20%	CGA3E2X5R1C334M080AA	CGA3E2X5R1A334M080AA	
470nF	1608	0.80±0.10	±10%	CGA3E2X5R1C474K080AA	CGA3E2X5R1A474K080AA	
			±20%	CGA3E2X5R1C474M080AA	CGA3E2X5R1A474M080AA	
680nF	1608	0.80±0.10	±10%	CGA3E2X5R1C684K080AA	CGA3E2X5R1A684K080AA	
			±20%	CGA3E2X5R1C684M080AA	CGA3E2X5R1A684M080AA	
	2012	1.25±0.20	±10%	CGA4J2X5R1C684K125AA		
			±20%	CGA4J2X5R1C684M125AA		
1μF	1608	0.80±0.10	±10%	CGA3E1X5R1C105K080AC	CGA3E2X5R1A105K080AA	
			±20%	CGA3E1X5R1C105M080AC	CGA3E2X5R1A105M080AA	
	2012	1.25±0.20	±10%	CGA4J2X5R1C105K125AA		
			±20%	CGA4J2X5R1C105M125AA		
1.5μF	1608	0.80±0.10	±10%	CGA3E1X5R1C155K080AC	CGA3E3X5R1A155K080AB	
			±20%	CGA3E1X5R1C155M080AC	CGA3E3X5R1A155M080AB	
	2012	1.25±0.20	±10%	CGA4J2X5R1C155K125AA	CGA4J2X5R1A155K125AA	
			±20%	CGA4J2X5R1C155M125AA	CGA4J2X5R1A155M125AA	
2.2μF	1608	0.80±0.10	±10%	CGA3E1X5R1C225K080AC	CGA3E3X5R1A225K080AB	
			±20%	CGA3E1X5R1C225M080AC	CGA3E3X5R1A225M080AB	
	2012	1.25±0.20	±10%	CGA4J2X5R1C225K125AA	CGA4J2X5R1A225K125AA	
			±20%	CGA4J2X5R1C225M125AA	CGA4J2X5R1A225M125AA	
3.3μF	1608	0.80±0.10	±10%	CGA3E1X5R1A335K080AC	CGA3E3X5R0J335K080AB	
			±20%	CGA3E1X5R1A335M080AC	CGA3E3X5R0J335M080AB	
	2012	1.25±0.20	±10%	CGA4J3X5R1C335K125AB	CGA4J2X5R1A335K125AA	
			±20%	CGA4J3X5R1C335M125AB	CGA4J2X5R1A335M125AA	
1608	0.80±0.10	±10%		CGA3E1X5R0J475K080AC		
		±20%		CGA3E1X5R0J475M080AC		
4.7μF	2012	1.25±0.20	±10%	CGA4J3X5R1C475K125AB	CGA4J2X5R1A475K125AA	
			±20%	CGA4J3X5R1C475M125AB	CGA4J2X5R1A475M125AA	
	3216	1.60+0.30,-0.10	±10%	CGA5L2X5R1C475K160AA		
			±20%	CGA5L2X5R1C475M160AA		
6.8μF	2012	1.25±0.20	±10%	CGA4J1X5R1C685K125AC	CGA4J3X5R1A685K125AB	
			±20%	CGA4J1X5R1C685M125AC	CGA4J3X5R1A685M125AB	
	3216	1.60+0.30,-0.10	±10%	CGA5L2X5R1C685K160AA		
			±20%	CGA5L2X5R1C685M160AA		
10μF	2012	1.25±0.20	±10%	CGA4J1X5R1C106K125AC	CGA4J3X5R1A106K125AB	
			±20%	CGA4J1X5R1C106M125AC	CGA4J3X5R1A106M125AB	
	3216	1.60+0.30,-0.10	±10%	CGA5L1X5R1C106K160AC		
			±20%	CGA5L1X5R1C106M160AC		
15μF	3216	1.60+0.30,-0.10	±20%	CGA5L1X5R1C156M160AC		
22μF	3216	1.60+0.30,-0.10	±20%	CGA5L1X5R1C226M160AC		

■ 灰色涂层的品名, 为新设计非推荐品。

## 电容范围表

温度特性: X7R (-55 to +125°C、±15%)

电容	尺寸	厚度 (mm)	电容容差	目录型号		
				额定电压 Edc: 50V		
				额定电压 Edc: 35V	额定电压 Edc: 25V	
100pF	0603	0.30±0.03	±10%	CGA1A2X7R1H101K030BA	CGA1A2X7R1E101K030BA	
			±20%	CGA1A2X7R1H101M030BA	CGA1A2X7R1E101M030BA	
150pF	0603	0.30±0.03	±10%	CGA1A2X7R1H151K030BA	CGA1A2X7R1E151K030BA	
			±20%	CGA1A2X7R1H151M030BA	CGA1A2X7R1E151M030BA	
220pF	0603	0.30±0.03	±10%	CGA1A2X7R1H221K030BA	CGA1A2X7R1E221K030BA	
			±20%	CGA1A2X7R1H221M030BA	CGA1A2X7R1E221M030BA	
	1005	0.50±0.05	±10%	CGA2B2X7R1H221K050BA		
			±20%	CGA2B2X7R1H221M050BA		
330pF	0603	0.30±0.03	±10%	CGA1A2X7R1H331K030BA	CGA1A2X7R1E331K030BA	
			±20%	CGA1A2X7R1H331M030BA	CGA1A2X7R1E331M030BA	
	1005	0.50±0.05	±10%	CGA2B2X7R1H331K050BA		
			±20%	CGA2B2X7R1H331M050BA		
470pF	0603	0.30±0.03	±10%	CGA1A2X7R1H471K030BA	CGA1A2X7R1E471K030BA	
			±20%	CGA1A2X7R1H471M030BA	CGA1A2X7R1E471M030BA	
	1005	0.50±0.05	±10%	CGA2B2X7R1H471K050BA		
			±20%	CGA2B2X7R1H471M050BA		
680pF	0603	0.30±0.03	±10%		CGA1A2X7R1E681K030BA	
			±20%		CGA1A2X7R1E681M030BA	
	1005	0.50±0.05	±10%	CGA2B2X7R1H681K050BA		
			±20%	CGA2B2X7R1H681M050BA		
1nF	0603	0.30±0.03	±10%		CGA1A2X7R1E102K030BA	
			±20%		CGA1A2X7R1E102M030BA	
	1005	0.50±0.05	±10%	CGA2B2X7R1H102K050BA		
			±20%	CGA2B2X7R1H102M050BA		
	1608	0.80±0.10	±10%	CGA3E2X7R1H102K080AA		
			±20%	CGA3E2X7R1H102M080AA		
1.5nF	0603	0.30±0.03	±10%		CGA1A2X7R1E152K030BA	
			±20%		CGA1A2X7R1E152M030BA	
	1005	0.50±0.05	±10%	CGA2B2X7R1H152K050BA		
			±20%	CGA2B2X7R1H152M050BA		
	1608	0.80±0.10	±10%	CGA3E2X7R1H152K080AA		
			±20%	CGA3E2X7R1H152M080AA		
2.2nF	0603	0.30±0.03	±10%		CGA1A2X7R1E222K030BA	
			±20%		CGA1A2X7R1E222M030BA	
	1005	0.50±0.05	±10%	CGA2B2X7R1H222K050BA		
			±20%	CGA2B2X7R1H222M050BA		
	1608	0.80±0.10	±10%	CGA3E2X7R1H222K080AA		
			±20%	CGA3E2X7R1H222M080AA		
3.3nF	0603	0.30±0.03	±10%		CGA1A2X7R1E332K030BA	
			±20%		CGA1A2X7R1E332M030BA	
	1005	0.50±0.05	±10%	CGA2B2X7R1H332K050BA		
			±20%	CGA2B2X7R1H332M050BA		
	1608	0.80±0.10	±10%	CGA3E2X7R1H332K080AA		
			±20%	CGA3E2X7R1H332M080AA		
4.7nF	1005	0.50±0.05	±10%	CGA2B2X7R1H472K050BA		
			±20%	CGA2B2X7R1H472M050BA		
	1608	0.80±0.10	±10%	CGA3E2X7R1H472K080AA		
			±20%	CGA3E2X7R1H472M080AA		
6.8nF	1005	0.50±0.05	±10%	CGA2B2X7R1H682K050BA		
			±20%	CGA2B2X7R1H682M050BA		
	1608	0.80±0.10	±10%	CGA3E2X7R1H682K080AA		
			±20%	CGA3E2X7R1H682M080AA		
10nF	1005	0.50±0.05	±10%	CGA2B3X7R1H103K050BB	CGA2B2X7R1E103K050BA	
			±20%	CGA2B3X7R1H103M050BB	CGA2B2X7R1E103M050BA	
	1608	0.80±0.10	±10%	CGA3E2X7R1H103K080AA		
			±20%	CGA3E2X7R1H103M080AA		
15nF	1005	0.50±0.05	±10%	CGA2B3X7R1H153K050BB	CGA2B2X7R1E153K050BA	
			±20%	CGA2B3X7R1H153M050BB	CGA2B2X7R1E153M050BA	
	1608	0.80±0.10	±10%	CGA3E2X7R1H153K080AA		
			±20%	CGA3E2X7R1H153M080AA		
22nF	1005	0.50±0.05	±10%	CGA2B3X7R1H223K050BB	CGA2B2X7R1E223K050BA	
			±20%	CGA2B3X7R1H223M050BB	CGA2B2X7R1E223M050BA	
	1608	0.80±0.10	±10%	CGA3E2X7R1H223K080AA		
			±20%	CGA3E2X7R1H223M080AA		

⚠ 为了能够更加正确、安全地使用产品，请务必索取能进一步确认详细特性、规格的采购规格书。  
 记载内容可能因为产品改良等原因不经预告而更改，恕不另行通知。

MULTILAYER CERAMIC CHIP CAPACITORS



电容范围表

温度特性: X7R (-55 to +125°C、±15%)

电容	尺寸	厚度 (mm)	电容容差	目录型号		
				额定电压 Edc: 50V		
				额定电压 Edc: 50V	额定电压 Edc: 35V	额定电压 Edc: 25V
33nF	1005	0.50±0.05	±10%	CGA2B3X7R1H333K050BB	CGA2B3X7R1V333K050BB	CGA2B1X7R1E333K050BC
			±20%	CGA2B3X7R1H333M050BB	CGA2B3X7R1V333M050BB	CGA2B1X7R1E333M050BC
	1608	0.80±0.10	±10%	CGA3E2X7R1H333K080AA		
			±20%	CGA3E2X7R1H333M080AA		
47nF	1005	0.50±0.05	±10%	CGA2B3X7R1H473K050BB	CGA2B3X7R1V473K050BB	CGA2B1X7R1E473K050BC
			±20%	CGA2B3X7R1H473M050BB	CGA2B3X7R1V473M050BB	CGA2B1X7R1E473M050BC
	1608	0.80±0.10	±10%	CGA3E2X7R1H473K080AA		
			±20%	CGA3E2X7R1H473M080AA		
68nF	1005	0.50±0.05	±10%	CGA2B3X7R1H683K050BB	CGA2B3X7R1V683K050BB	CGA2B3X7R1E683K050BB
			±20%	CGA2B3X7R1H683M050BB	CGA2B3X7R1V683M050BB	CGA2B3X7R1E683M050BB
	1608	0.80±0.10	±10%	CGA3E2X7R1H683K080AA		
			±20%	CGA3E2X7R1H683M080AA		
100nF	1005	0.50±0.05	±10%	CGA2B3X7R1H104K050BB	CGA2B3X7R1V104K050BB	CGA2B3X7R1E104K050BB
			±20%	CGA2B3X7R1H104M050BB	CGA2B3X7R1V104M050BB	CGA2B3X7R1E104M050BB
	1608	0.80±0.10	±10%	CGA3E2X7R1H104K080AA		CGA3E2X7R1E104K080AA
			±20%	CGA3E2X7R1H104M080AA		CGA3E2X7R1E104M080AA
150nF	1005	0.50±0.05	±10%		CGA2B1X7R1V154K050BC	CGA2B3X7R1E154K050BB
			±20%		CGA2B1X7R1V154M050BC	CGA2B3X7R1E154M050BB
	1608	0.80±0.10	±10%	CGA3E3X7R1H154K080AB	CGA3E3X7R1V154K080AB	CGA3E2X7R1E154K080AA
			±20%	CGA3E3X7R1H154M080AB	CGA3E3X7R1V154M080AB	CGA3E2X7R1E154M080AA
220nF	1005	0.50±0.05	±10%		CGA2B1X7R1V224K050BC	CGA2B3X7R1E224K050BB
			±20%		CGA2B1X7R1V224M050BC	CGA2B3X7R1E224M050BB
	1608	0.80±0.10	±10%	CGA3E3X7R1H224K080AB	CGA3E3X7R1V224K080AB	CGA3E1X7R1E224K080AC
			±20%	CGA3E3X7R1H224M080AB	CGA3E3X7R1V224M080AB	CGA3E1X7R1E224M080AC
330nF	1005	0.50±0.05	±10%			CGA4J2X7R1E224K125AA
			±20%			CGA4J2X7R1E224M125AA
	1608	0.80±0.10	±10%	CGA3E3X7R1H334K080AB	CGA3E1X7R1V334K080AC	CGA3E3X7R1E334K080AB
			±20%	CGA3E3X7R1H334M080AB	CGA3E1X7R1V334M080AC	CGA3E3X7R1E334M080AB
470nF	1005	0.50±0.05	±10%			
			±20%			
	1608	0.80±0.10	±10%	CGA3E3X7R1H474K080AB	CGA3E1X7R1V474K080AC	CGA3E3X7R1E474K080AB
			±20%	CGA3E3X7R1H474M080AB	CGA3E1X7R1V474M080AC	CGA3E3X7R1E474M080AB
680nF	1005	0.50±0.05	±10%			
			±20%			
	1608	0.80±0.10	±10%	CGA4J3X7R1H684K125AB	CGA4J3X7R1V684K125AB	CGA4J3X7R1E684K125AB
			±20%	CGA4J3X7R1H684M125AB	CGA4J3X7R1V684M125AB	CGA4J3X7R1E684M125AB
1µF	1005	0.50±0.05	±10%		CGA3E1X7R1V105K080AC	CGA3E1X7R1E105K080AC
			±20%		CGA3E1X7R1V105M080AC	CGA3E1X7R1E105M080AC
	1608	0.80±0.10	±10%	CGA4J3X7R1H105K125AB	CGA4J3X7R1V105K125AB	CGA4J3X7R1E105K125AB
			±20%	CGA4J3X7R1H105M125AB	CGA4J3X7R1V105M125AB	CGA4J3X7R1E105M125AB
1.5µF	1005	0.50±0.05	±10%			
			±20%			
	1608	0.80±0.10	±10%	CGA5L3X7R1H155K160AB	CGA5L3X7R1V155K160AB	CGA5L2X7R1E155K160AA
			±20%	CGA5L3X7R1H155M160AB	CGA5L3X7R1V155M160AB	CGA5L2X7R1E155M160AA
2.2µF	1005	0.50±0.05	±10%			
			±20%			
	1608	0.80±0.10	±10%	CGA6L2X7R1H155K160AA		
			±20%	CGA6L2X7R1H155M160AA		

■灰色涂层的品名, 为新设计非推荐品。

⚠ 为了能够更加正确、安全地使用产品, 请务必索取能进一步确认详细特性、规格的采购规格书。  
 记载内容可能因为产品改良等原因不经预告而更改, 恕不另行通知。

电容范围表

温度特性: X7R (-55 to +125°C、±15%)

电容	尺寸	厚度 (mm)	电容容差	目录型号			
				额定电压 Edc: 75V	额定电压 Edc: 50V	额定电压 Edc: 35V	额定电压 Edc: 25V
3.3μF	2012	1.25±0.20	±10%			CGA4J1X7R1V335K125AC	CGA4J1X7R1E335K125AC
			±20%			CGA4J1X7R1V335M125AC	CGA4J1X7R1E335M125AC
	3216	1.60+0.30,-0.10	±10%		CGA5L3X7R1H335K160AB	CGA5L1X7R1V335K160AC	CGA5L1X7R1E335K160AC
			±20%		CGA5L3X7R1H335M160AB	CGA5L1X7R1V335M160AC	CGA5L1X7R1E335M160AC
3225	2.50±0.30	±10%		CGA6P3X7R1H335K250AB			
		±20%		CGA6P3X7R1H335M250AB			
4.7μF	2012	1.25±0.20	±10%		CGA4J1X7R1H475K125AC	CGA4J1X7R1V475K125AC	CGA4J1X7R1E475K125AC
			±20%		CGA4J1X7R1V475M125AC	CGA4J1X7R1E475M125AC	
	3216	1.60+0.30,-0.10	±10%		CGA5L3X7R1H475K160AB	CGA5L1X7R1V475K160AC	CGA5L1X7R1E475K160AC
			±20%		CGA5L3X7R1H475M160AB	CGA5L1X7R1V475M160AC	CGA5L1X7R1E475M160AC
	3225	2.50±0.30	±10%		CGA6P3X7R1H475K250AB		
			±20%		CGA6P3X7R1H475M250AB		
	4532	2.00±0.20	±10%		CGA8M2X7R1H335K200KA		
			±20%		CGA8M2X7R1E475K160KA		
	4532	2.00±0.20	±10%		CGA8M3X7R1H475K200KB		CGA8L2X7R1E475K160KA
			±20%		CGA8L2X7R1E475M160KA		
5750	2.00±0.20	±10%		CGA9M2X7R1H475K200KA			
6.8μF	3216	1.60+0.30,-0.10	±10%		CGA5L1X7R1V685K160AC	CGA5L1X7R1E685K160AC	
			±20%		CGA5L1X7R1V685M160AC	CGA5L1X7R1E685M160AC	
	3225	2.50±0.30	±10%		CGA6P3X7R1E685K250AB		
			±20%		CGA6P3X7R1E685M250AB		
4532	2.50±0.30	±10%		CGA8P3X7R1H685K250KB			
		±20%		CGA9P2X7R1H685K250KA			
10μF	3216	1.60+0.30,-0.10	±10%		CGA5L1X7R1H106K160AC	CGA5L1X7R1V106K160AC	CGA5L1X7R1E106K160AC
			±20%		CGA5L1X7R1V106M160AC	CGA5L1X7R1E106M160AC	
	3225	2.50±0.30	±10%		CGA6P1X7R1N106M250AC	CGA6P1X7R1E106M250AC	
			±20%		CGA6P1X7R1E106M250AC		
	4532	2.50±0.30	±10%		CGA8P2X7R1E106K250KA		
			±20%		CGA9M2X7R1E106M200KA		
5750	2.00±0.20	±10%		CGA9N3X7R1H106K230KB			
15μF	3225	2.00±0.20	±20%			CGA6M3X7R1E156M200AB	
			±10%		CGA8Q3X7R1E156M280KB		
	4532	2.80±0.30	±20%		CGA9N2X7R1E156M230KA		
22μF	3225	2.50±0.30	±20%		CGA6P3X7R1E226M250AB		
			±10%		CGA8P1X7R1E226M250KC		
	4532	2.50±0.30	±20%		CGA9P2X7R1E226M250KA		
47μF	5750	2.30±0.20	±20%			CGA9N3X7R1E476M230KB	
			±10%				

■ 灰色涂层的品名, 为新规设计非推荐品。

⚠ 为了能够更加正确、安全地使用产品, 请务必索取能进一步确认详细特性、规格的采购规格书。  
 记载内容可能因为产品改良等原因不经预告而更改, 恕不另行通知。

## MULTILAYER CERAMIC CHIP CAPACITORS



## 电容范围表

温度特性: X7R (-55 to +125°C、±15%)

电容	尺寸	厚度 (mm)	电容容差	目录型号		
				额定电压 Edc: 16V	额定电压 Edc: 10V	额定电压 Edc: 6.3V
100pF	0603	0.30±0.03	±10%	CGA1A2X7R1C101K030BA		
			±20%	CGA1A2X7R1C101M030BA		
150pF	0603	0.30±0.03	±10%	CGA1A2X7R1C151K030BA		
			±20%	CGA1A2X7R1C151M030BA		
220pF	0603	0.30±0.03	±10%	CGA1A2X7R1C221K030BA		
			±20%	CGA1A2X7R1C221M030BA		
330pF	0603	0.30±0.03	±10%	CGA1A2X7R1C331K030BA		
			±20%	CGA1A2X7R1C331M030BA		
470pF	0603	0.30±0.03	±10%	CGA1A2X7R1C471K030BA		
			±20%	CGA1A2X7R1C471M030BA		
680pF	0603	0.30±0.03	±10%	CGA1A2X7R1C681K030BA		
			±20%	CGA1A2X7R1C681M030BA		
1nF	0603	0.30±0.03	±10%	CGA1A2X7R1C102K030BA		
			±20%	CGA1A2X7R1C102M030BA		
1.5nF	0603	0.30±0.03	±10%	CGA1A2X7R1C152K030BA		
			±20%	CGA1A2X7R1C152M030BA		
2.2nF	0603	0.30±0.03	±10%	CGA1A2X7R1C222K030BA		
			±20%	CGA1A2X7R1C222M030BA		
3.3nF	0603	0.30±0.03	±10%	CGA1A2X7R1C332K030BA		
			±20%	CGA1A2X7R1C332M030BA		
4.7nF	0603	0.30±0.03	±10%	CGA1A2X7R1C472K030BA		
			±20%	CGA1A2X7R1C472M030BA		
6.8nF	0603	0.30±0.03	±10%	CGA1A2X7R1C682K030BA		
			±20%	CGA1A2X7R1C682M030BA		
10nF	0603	0.30±0.03	±10%		CGA1A2X7R1A103K030BA	CGA1A2X7R0J103K030BA
			±20%		CGA1A2X7R1A103M030BA	CGA1A2X7R0J103M030BA
33nF	1005	0.50±0.05	±10%	CGA2B2X7R1C333K050BA		
			±20%	CGA2B2X7R1C333M050BA		
47nF	1005	0.50±0.05	±10%	CGA2B2X7R1C473K050BA		
			±20%	CGA2B2X7R1C473M050BA		
68nF	1005	0.50±0.05	±10%	CGA2B1X7R1C683K050BC		
			±20%	CGA2B1X7R1C683M050BC		
100nF	1005	0.50±0.05	±10%	CGA2B1X7R1C104K050BC		
			±20%	CGA2B1X7R1C104M050BC		
150nF	1005	0.50±0.05	±10%	CGA2B2X7R1C154K050BA	CGA2B1X7R1A154K050BC	CGA2B3X7R0J154K050BB
			±20%	CGA2B2X7R1C154M050BA	CGA2B1X7R1A154M050BC	CGA2B3X7R0J154M050BB
220nF	1005	0.50±0.05	±10%	CGA2B2X7R1C224K050BA	CGA2B1X7R1A224K050BC	CGA2B3X7R0J224K050BB
			±20%	CGA2B2X7R1C224M050BA	CGA2B1X7R1A224M050BC	CGA2B3X7R0J224M050BB
330nF	1608	0.80±0.10	±10%	CGA3E2X7R1C224K080AA		
			±20%	CGA3E2X7R1C224M080AA		
470nF	1608	0.80±0.10	±10%	CGA3E1X7R1C334K080AC		
			±20%	CGA3E1X7R1C334M080AC		
680nF	1608	0.80±0.10	±10%	CGA3E1X7R1C474K080AC		
			±20%	CGA3E1X7R1C474M080AC		
1μF	2012	1.25±0.20	±10%	CGA4J2X7R1C474K125AA		
			±20%	CGA4J2X7R1C474M125AA		
1.5μF	1608	0.80±0.10	±10%	CGA3E1X7R1C105K080AC		CGA3E1X7R0J155K080AC
			±20%	CGA3E1X7R1C105M080AC		CGA3E1X7R0J155M080AC
2.2μF	2012	1.25±0.20	±10%	CGA4J3X7R1C155K125AB		
			±20%	CGA4J3X7R1C155M125AB		
3.3μF	1608	0.80±0.10	±10%			CGA3E1X7R0J225K080AC
			±20%			CGA3E1X7R0J225M080AC
4.7μF	2012	1.25±0.20	±10%	CGA4J3X7R1C225K125AB		
			±20%	CGA4J3X7R1C225M125AB		
3.3μF	2012	1.25±0.20	±10%	CGA4J3X7R1C335K125AB	CGA4J3X7R1A335K125AB	
			±20%	CGA4J3X7R1C335M125AB		
4.7μF	2012	1.25±0.20	±10%	CGA4J3X7R1C475K125AB	CGA4J3X7R1A475K125AB	
			±20%	CGA4J3X7R1C475M125AB		
3216	1.60+0.30,-0.10	1.60+0.30,-0.10	±10%	CGA5L3X7R1C475K160AB		
			±20%	CGA5L3X7R1C475M160AB		

■灰色涂层的品名, 为新规设计非推荐品。

⚠ 为了能够更加正确、安全地使用产品, 请务必索取能进一步确认详细特性、规格的采购规格书。  
记载内容可能因为产品改良等原因不经预告而更改, 恕不另行通知。

## 电容范围表

温度特性: X7R (-55 to +125°C、±15%)

电容	尺寸	厚度 (mm)	电容容差	目录型号	
				额定电压 Edc: 16V	额定电压 Edc: 6.3V
6.8μF	2012	1.25±0.20	±10%		CGA4J1X7R0J685K125AC
			±20%		CGA4J1X7R0J685M125AC
	3216	1.60+0.30,-0.10	±10%	CGA5L1X7R1C685K160AC	
			±20%	CGA5L1X7R1C685M160AC	
10μF	2012	1.25±0.20	±10%		CGA4J1X7R0J106K125AC
			±20%		CGA4J1X7R0J106M125AC
	3216	1.60+0.30,-0.10	±10%	CGA5L1X7R1C106K160AC	
			±20%	CGA5L1X7R1C106M160AC	
	3225	2.00±0.20	±10%	CGA6M3X7R1C106K200AB	
			±20%	CGA6M3X7R1C106M200AB	
15μF	3225	2.50±0.30	±20%	CGA6P3X7R1C156M250AB	
	3216	1.60+0.30,-0.10	±20%		CGA5L1X7R0J226M160AC
22μF	3225	2.50±0.30	±20%	CGA6P1X7R1C226M250AC	
	4532	2.30±0.20	±20%	CGA8N3X7R1C226M230KB	
	33μF	4532	2.50±0.30	±20%	CGA8P1X7R1C336M250KC
47μF	5750	2.30±0.20	±20%	CGA9N3X7R1C476M230KB	

■灰色涂层的品名，为新规设计非推荐品。

## 电容范围表

温度特性: X7S (-55 to +125°C、±22%)

电容	尺寸	厚度 (mm)	电容容差	目录型号		
				额定电压 Edc: 50V	额定电压 Edc: 25V	额定电压 Edc: 16V
330nF	1005	0.50±0.05	±10%			CGA2B1X7S1C334K050BC
			±20%			CGA2B1X7S1C334M050BC
470nF	1005	0.50±0.05	±10%			CGA2B1X7S1C474K050BC
			±20%			CGA2B1X7S1C474M050BC
1.5μF	1608	0.80±0.10	±10%			CGA3E1X7S1C155K080AC
			±20%			CGA3E1X7S1C155M080AC
2.2μF	1608	0.80±0.10	±10%			CGA3E1X7S1C225K080AC
			±20%			CGA3E1X7S1C225M080AC
4.7μF	3225	2.30±0.20	±10%	CGA6N3X7S1H475K230AB		
	2012	1.25±0.20	±10%			CGA4J1X7S1C685K125AC
±20%					CGA4J1X7S1C685M125AC	
6.8μF	3225	2.50±0.30	±10%	CGA6P3X7S1H685K250AB		
			±20%	CGA6P3X7S1H685M250AB		
10μF	2012	1.25±0.20	±10%		CGA4J1X7S1E106K125AC	CGA4J1X7S1C106K125AC
	3225	2.50±0.30	±20%			CGA4J1X7S1C106M125AC
±10%			CGA6P3X7S1H106K250AB			
			±20%	CGA6P3X7S1H106M250AB		

■灰色涂层的品名, 为新规设计非推荐品。

电容	尺寸	厚度 (mm)	电容容差	目录型号		
				额定电压 Edc: 10V	额定电压 Edc: 6.3V	额定电压 Edc: 4V
330nF	1005	0.50±0.05	±10%	CGA2B3X7S1A334K050BB		
			±20%	CGA2B3X7S1A334M050BB		
470nF	1005	0.50±0.05	±10%	CGA2B3X7S1A474K050BB		
			±20%	CGA2B3X7S1A474M050BB		
1.5μF	1608	0.80±0.10	±10%	CGA3E3X7S1A155K080AB		
			±20%	CGA3E3X7S1A155M080AB		
2.2μF	1608	0.80±0.10	±10%	CGA3E3X7S1A225K080AB		
			±20%	CGA3E3X7S1A225M080AB		
6.8μF	2012	1.25±0.20	±10%	CGA4J3X7S1A685K125AB		
	1608	0.80+0.30,-0.10	±20%	CGA4J3X7S1A685M125AB		
				±20%		
10μF	2012	1.25±0.20	±10%	CGA4J3X7S1A106K125AB		
			±20%	CGA4J3X7S1A106M125AB		
15μF	3216	1.60+0.30,-0.10	±20%	CGA5L1X7S1A156M160AC		
22μF	3216	1.60+0.30,-0.10	±20%	CGA5L1X7S1A226M160AC		
33μF	3225	2.50±0.30	±20%		CGA6P1X7SQJ336M250AC	
47μF	3225	2.50±0.30	±20%		CGA6P1X7SQU476M250AC	

■灰色涂层的品名, 为新规设计非推荐品。

⚠ 为了能够更加正确、安全地使用产品, 请务必索取能进一步确认详细特性、规格的采购规格书。  
 记载内容可能因为产品改良等原因不经预告而更改, 恕不另行通知。

## X-ON Electronics

Largest Supplier of Electrical and Electronic Components

*Click to view similar products for [Multilayer Ceramic Capacitors MLCC - SMD/SMT](#) category:*

*Click to view products by [TDK](#) manufacturer:*

Other Similar products are found below :

[M39014/01-1467](#) [M39014/02-1218V](#) [M39014/02-1225V](#) [M39014/02-1262V](#) [M39014/02-1301](#) [M39014/22-0631](#) [1210J5000102JCT](#)  
[1210J2K00102KXT](#) [1210J5000103KXT](#) [1210J5000223KXT](#) [D55342E07B379BR-TR](#) [D55342E07B523DR-T/R](#) [1812J1K00103KXT](#)  
[1812J1K00473KXT](#) [1812J2K00680JCT](#) [1812J4K00102MXT](#) [1812J5000102JCT](#) [1812J5000103JCT](#) [1812J5000682JCT](#) [NIN-FB391JTRF](#)  
[NIN-FC2R7JTRF](#) [NPIS27H102MTRF](#) [C1206C101J1GAC](#) [C1608C0G1E472JT000N](#) [C2012C0G2A472J](#) [2220J2K00101JCT](#)  
[KHC201E225M76N0T00](#) [LRC-LRF1206LF-01R025FTR1K](#) [1812J1K00222JCT](#) [1812J2K00102KXT](#) [1812J2K00222KXT](#)  
[1812J2K00472KXT](#) [2-1622820-7-CUT-TAPE](#) [2220J3K00102KXT](#) [2225J2500824KXT](#) [CCR07CG103KM](#) [CGA2B2C0G1H010C](#)  
[CGA2B2C0G1H040C](#) [CGA2B2C0G1H050C](#) [CGA2B2C0G1H060D](#) [CGA2B2C0G1H070D](#) [CGA2B2C0G1H151J](#) [CGA2B2C0G1H1R5C](#)  
[CGA2B2C0G1H2R2C](#) [CGA2B2C0G1H3R3C](#) [CGA2B2C0G1H680J](#) [CGA2B2C0G1H6R8D](#) [CGA2B2X8R1H221K](#) [CGA2B2X8R1H472K](#)  
[CGA3E1X7R1C474K](#)