

REVISIONS
(Unauthorized Signatures)

MARK	DESCRIPTION	DATE	REVISED	APPROVED	UNSPECIFIED TOLERANCES
△ X					L > 63 ± 0.5
△ X					16 > L ≤ 63 ± 0.4
△ X					4 < L ≤ 16 ± 0.3
△ X					L ≤ 4 ± 0.2
					ANGULAR ± 5°

For and on behalf of
XKB INDUSTRIAL PRECISION CO., LIMITED
香港星坤工業精密有限公司

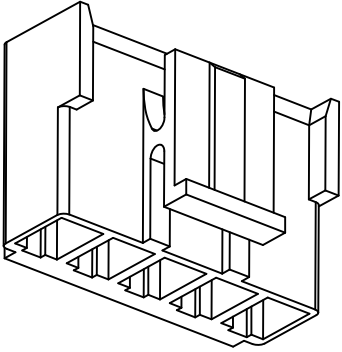
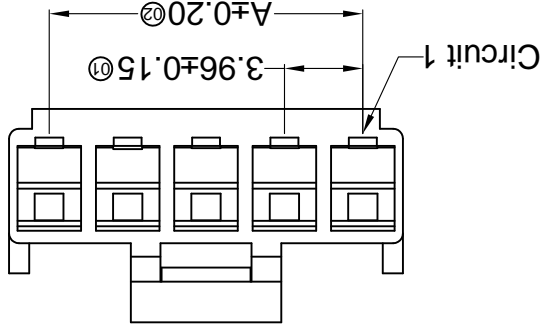
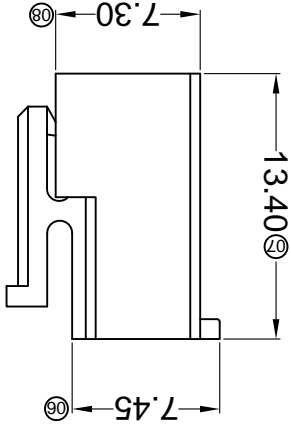
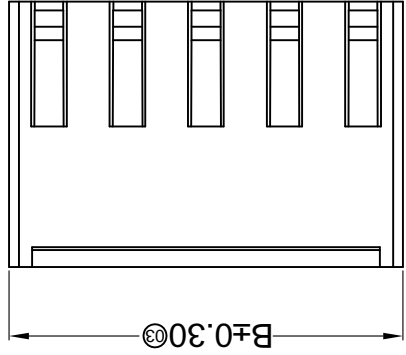
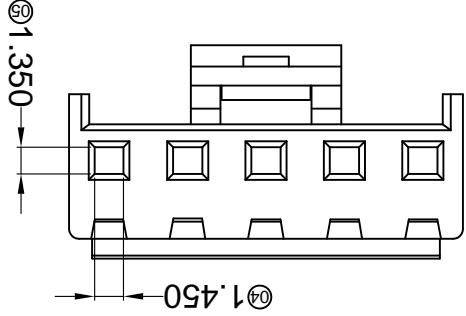
XKB INDUSTRIAL PRECISION CO., LIMITED

WEIGHT	1.0g
SHEET	1/1
REVISION	A0
DATE	
SIZE	A4
UNIT	mm
VIEW	VIEW: ⑧
SCALE	N/A
MODEL TYPE	X9396H-XX-N0
PART NO.	
DWG NO.:	3.96mm Crimp Style Connectors

PART NO	Material	Suitable XKB Terminal	Suitable XKB Terminal
X9396H-XX-N0-C	Nylon 66 UL 94V-0	X9396T	Suitable XKB Terminal
X9396H-XX-N0	Nylon 66 UL 94V-0	X9396W	Suitable XKB Terminal

Poles	Dimensions(mm)	
	A	B
02	3.96	8.02
03	7.92	11.98
04	11.88	15.94
05	15.84	19.90
06	19.80	23.86
07	23.76	27.82
08	27.72	31.78

- Specifications :**
- Voltage rating: 250V AC / DC
 - Current rating: 7A AC / DC
 - Withstanding voltage: 1500V AC/minute
 - Temperature range: -25°C~+85°C
 - Insulation resistance: ≥1000MΩ
 - Contact resistance: ≤10mΩ
 - After environmental testing: ≤20mΩ
- X9396 H X - XX X - N0 XX
- ① Series No. ② Category: H-HSG
 ③ Welding Board Angle: Blank-ordinary
 ④ Row No.-Pin No.:XX-Single row ;
 ⑤ Plug the Pin & special No.
 ⑥ Material: N0-PA66 94V-0
 ⑦ C-Resistance to glowing filament



REVISIONS		UNSPECIFIED TOLERANCES		DATE		REVISIONS	
MARK	DESCRIPTION	APPROVED	REVISED	DATE	REVISIONS	UNSPECIFIED TOLERANCES	
△ X					L > 63	± 0.5	
△ X					16 < L ≤ 63	± 0.4	
△ X					4 < L ≤ 16	± 0.3	
△ X					L ≤ 4	± 0.2	
					ANGULAR	± 5°	

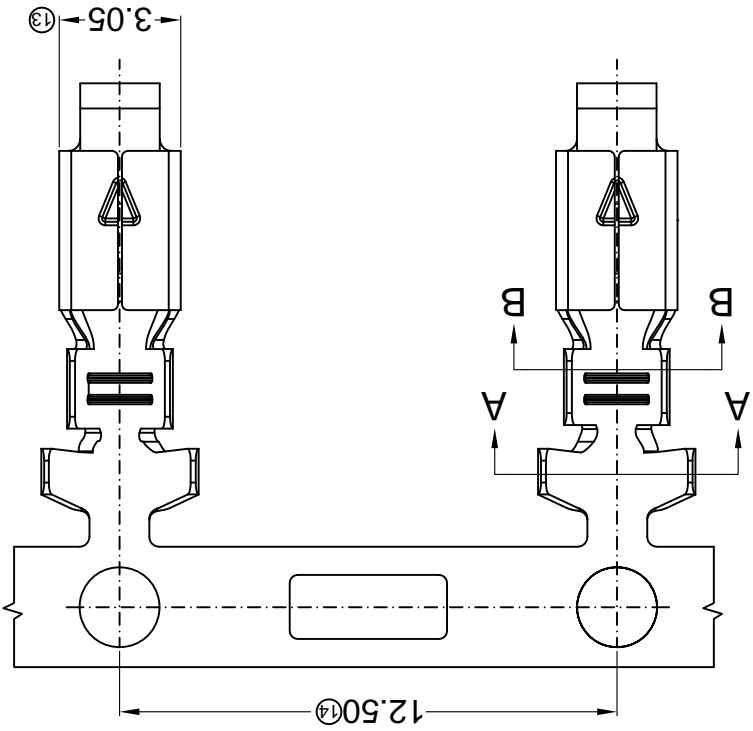
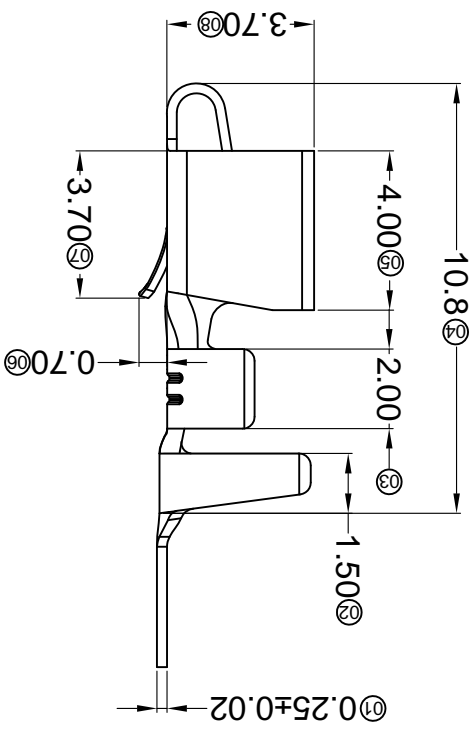
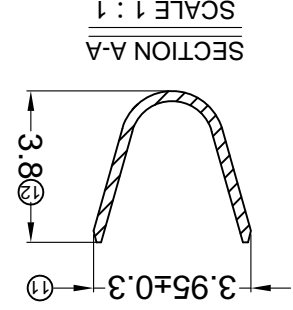
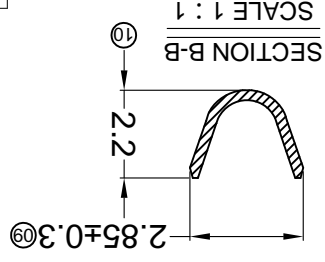
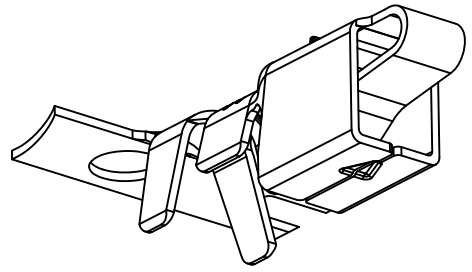
For and on behalf of
XKB INDUSTRIAL PRECISION CO., LIMITED
 香港星坤工業精密有限公司

DSND	DATE	SCALE: N/A	MODEL TYPE: X9396T-BSN
DWN	DATE	VIEW:	PART NO.:
CHKD	DATE	UNIT: mm	3.96mm Crimp Style Connectors
APPD	DATE	SIZE: A4	DWG NO.:

XKB INDUSTRIAL PRECISION CO., LIMITED

WEIGHT	1.0g
SHEET	1/1
REVISION	A0

PART NO	X9396T-BSN	Material	Brass	AWG#	18-22	Insulation O.D.	3.00mm(Max)	Stamping Before Plating	30u" Ni; 70u" Sn	Finish	Suitable XKB Terminal
Wire Range	AWG#18-22	Insulation O.D.	3.00mm(Max)	Stamping Before Plating	30u" Ni; 70u" Sn	Finish	Suitable XKB Terminal				



- Specifications :
- Voltage rating: 250V AC / DC
 - Current rating: 7A AC / DC
 - Withstanding voltage: 1500V AC/minute
 - Temperature range: -25°C~+85°C
 - Insulation resistance: ≥1000MΩ
 - Contact resistance: ≤10mΩ
 - After environmental testing: ≤20mΩ
- X9396 T X - B SN X - X
- ① Series Number
 ② Category: T-terminal
 ③ Shape: Blank-ordinary
 ④ Material: B-brass
 ⑤ Plating style: SN-Bright tin plating
 ⑥ Plating method:
 Blank-Stamping before plating
 B-Plating before stamping
 ⑦ Mold No./Mark/Special No.

For and on behalf of
KXB INDUSTRIAL PRECISION CO., LIMITED
 香港星坤工業精密有限公司

REVISIONS
 Authorized Signature(s)

MARK	DESCRIPTION	DATE	REVISED	APPROVED	UNSPECIFIED TOLERANCES
△ X					L > 63
△ X					16 < L ≤ 63
△ X					4 < L ≤ 16
					L ≤ 4
					ANGULAR
					± 5°

REVISION	SHEET	WEIGHT	SIZE	DATE	DATE	DATE	DATE
A0	1/1	1.0g	A4				

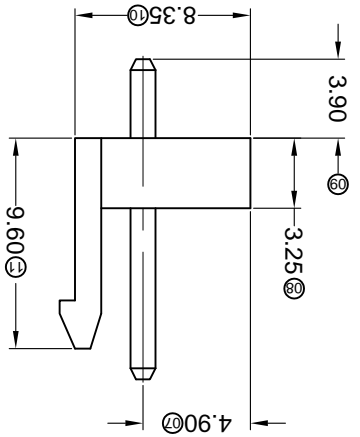
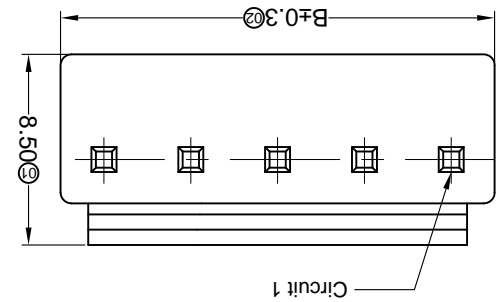
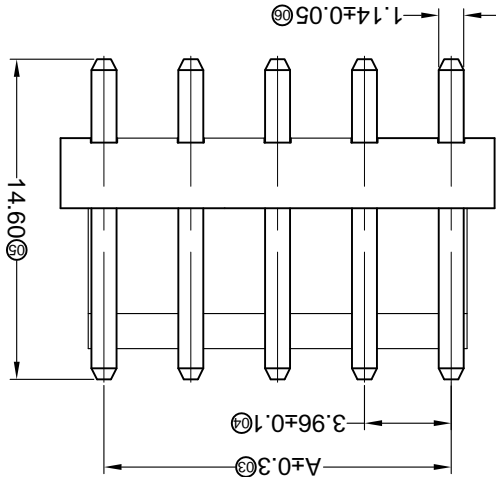
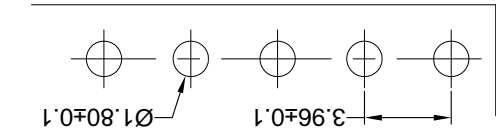
KXB INDUSTRIAL PRECISION CO., LIMITED

APPD	CHKD	DWN	DSND

UNIT	VIEW	SCALE
mm	VIEW: ①	N/A

MODEL TYPE: X9396WV-XX-N0SN
 PART NO.:
 3.96 mm Crimp Style Connectors
 DWG NO.:

Recommend PCB Layout



PART NO	Material	Material(Pin)	Finish(Pin)	Suitable XKB Terminal
9396WV-XX-N0SN	Nylon 66 UL 94V-0	Brass	Tin-Plated	X9396H

Poles	Dimensions(mm)	
	A	B
02	3.96	7.92
03	7.92	11.88
04	11.88	15.84
05	15.84	19.80
06	19.80	23.76
07	23.76	27.72
08	27.72	31.68

Poles	Dimensions(mm)	
	A	B
09	31.68	35.64
10	35.64	39.60
11	39.60	43.56
12	43.56	47.52
13	47.52	51.48
14	51.48	55.44
15	55.44	59.40

- X9396 W V X-XX XX-N0 SN-X
- ① Series No
 - ② Category: W-WAFER
 - ③ Welding Board Angle: V-180°
 - ④ Welding Way: Blank-DIP
 - ⑤ Row No.-Pin No.: XX-02P~15P
 - ⑥ Plug the Pin & Special No.:
 - ⑦ Material: N0-PA66 94V-0
 - ⑧ Plating Category: SN-Bright Tin Plating
 - ⑨ Blank-Spiles: 60mm Total long needle 14.60mm

- Specifications :
- Voltage rating: 250V AC / DC
 - Current rating: 7A AC / DC
 - Withstanding voltage: 1500V AC/minute
 - Temperature range: -25°C~+85°C
 - Insulation resistance: ≥1000MΩ
 - Contact resistance: ≤10mΩ
 - After environmental testing: ≤20mΩ

X-ON Electronics

Largest Supplier of Electrical and Electronic Components

Click to view similar products for [Headers & Wire Housings](#) category:

Click to view products by [XKB](#) manufacturer:

Other Similar products are found below :

[95000-104TRLF](#) [10135584-644402LF](#) [DF62W-EP2022PCA](#) [95000-106TRLF](#) [DF62W-2022SCA](#) [DF62W-EP2022PC](#) [2203348](#) [DF62W-2022SC](#) [1084018](#) [1029039](#) [1084017](#) [802-10-012-10-002000](#) [1112640](#) [1112639](#) [891-007-9SS-BST1T](#) [000-34000](#) [0008550134](#) [0009482033](#) [0009507031](#) [57102-F02-18ULF](#) [57102-S06-03LF](#) [57202-S52-04LF](#) [PCN6-15S-2.5E](#) [0039019024](#) [58102-G61-06LF](#) [582553-1](#) [0009485154](#) [0009508121](#) [0022285053](#) [0050291907](#) [018731A](#) [LY20-4P-DT1-P1E-BR](#) [02.125.8002.8](#) [60101931](#) [60598-1 \(Cut Strip\)](#) [M1625-3R/100](#) [61062-3](#) [61082-181009](#) [CSU011177004](#) [636-1427](#) [638009-1](#) [641938-9](#) [641991-4](#) [644168-1](#) [644827-2](#) [647662-1](#) [65039-019ELF](#) [65692-001LF](#) [65781-018](#) [65781-047](#)