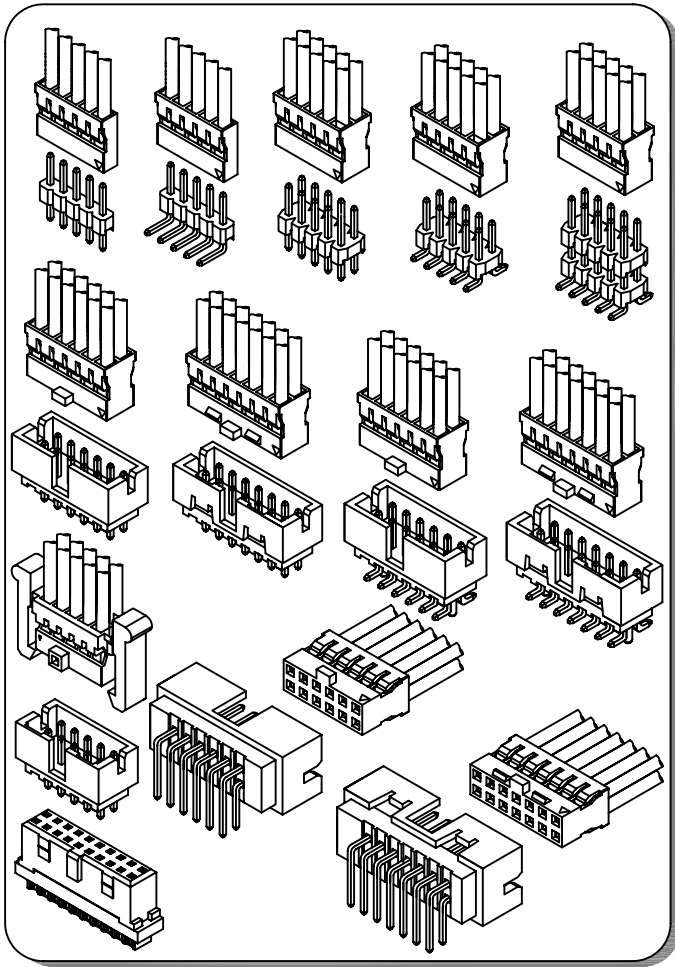


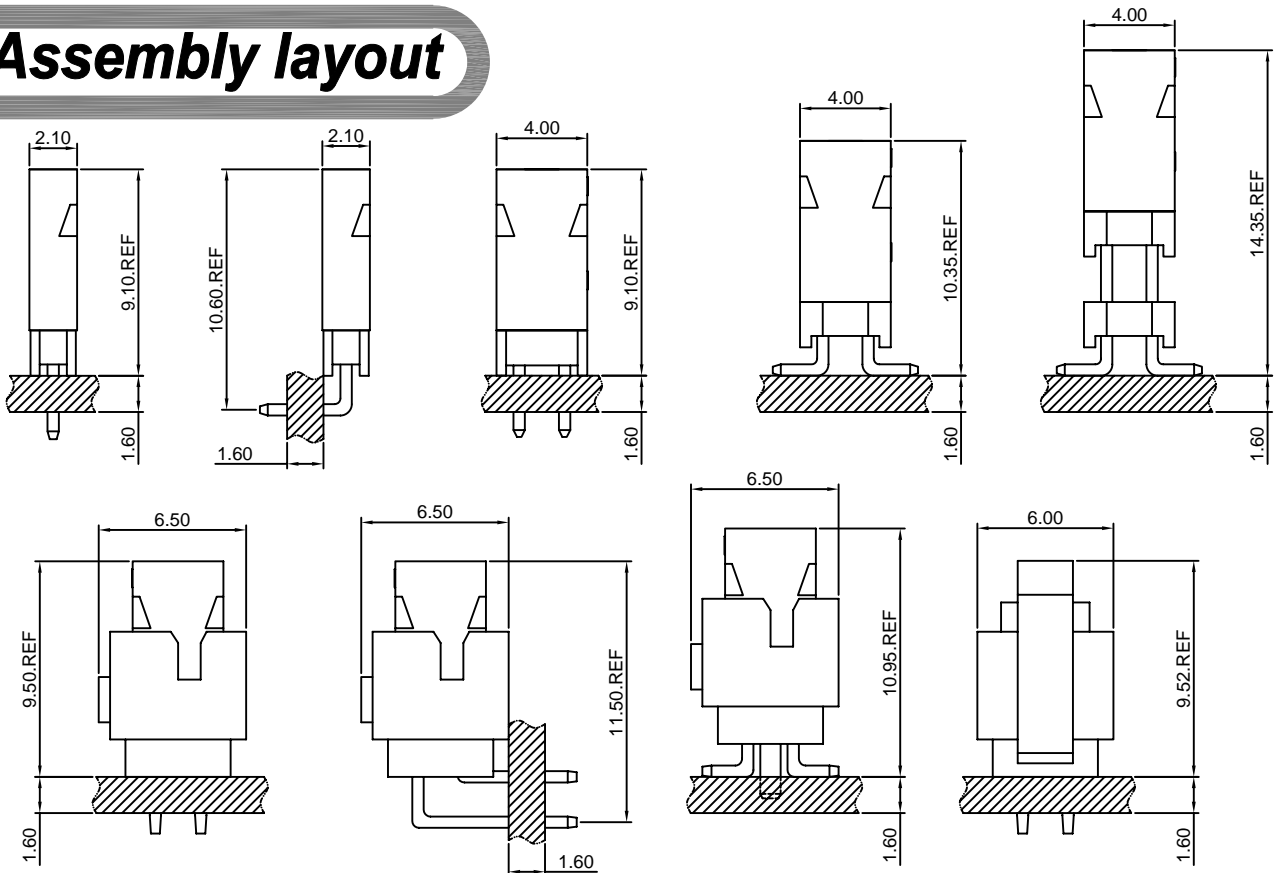
Specifications

- Current rating: 2A AC, DC
- Voltage rating: 250V AC, DC
- Temperature range: -40°C ~ +105°C
- Contact resistance: 20mΩ Max.
- Insulation resistance: 1000MΩ Min.
- Withstanding voltage: 500V AC/minute
- *Compliant with RoHS and REACH*
- *Meet the HF/Halogen Free, need to customize*
- *Contact CJT for details*

Standards



Assembly layout

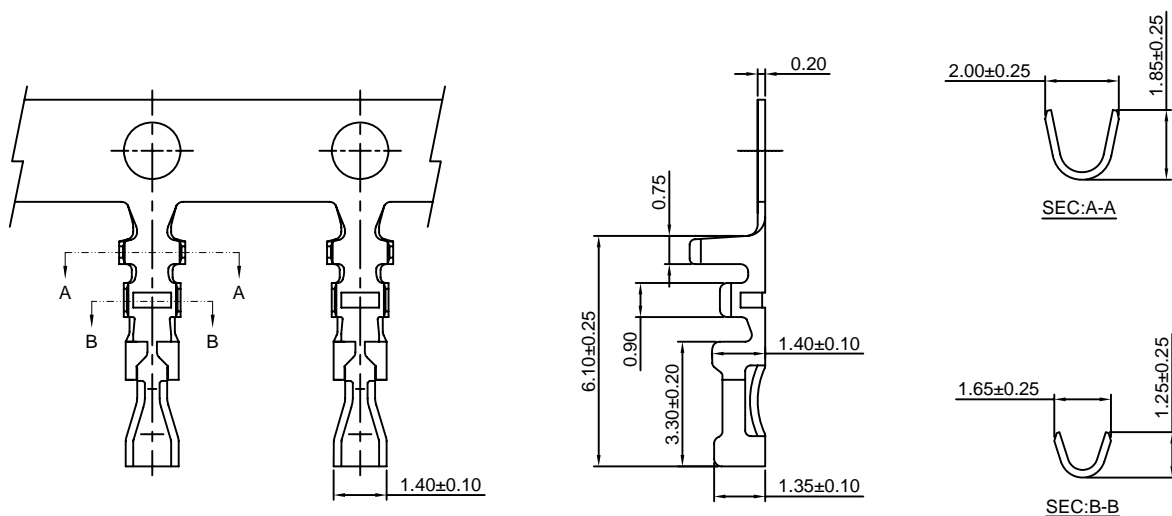


A2005-T

2.00mm pitch Crimp Terminal

Reference Informations:

*Used in CJT A2005H,H-N,HB-N-FI-XP,A2005H-2xXP series Housing



Ordering information & Specifications:

Unit:mm

| Part NO. | Wire Range | Insulation O.D. | Material | Finish | Qty/reel |
|----------|------------|-----------------|-----------------|------------------|------------|
| A2005-TP | AWG#26-#30 | 1.40mm(max) | Phosphor Bronze | Tin over Nickel | 10,000 PCS |
| A2005-GP | AWG#26-#30 | 1.40mm(max) | Phosphor Bronze | Gold over Nickel | 10,000 PCS |

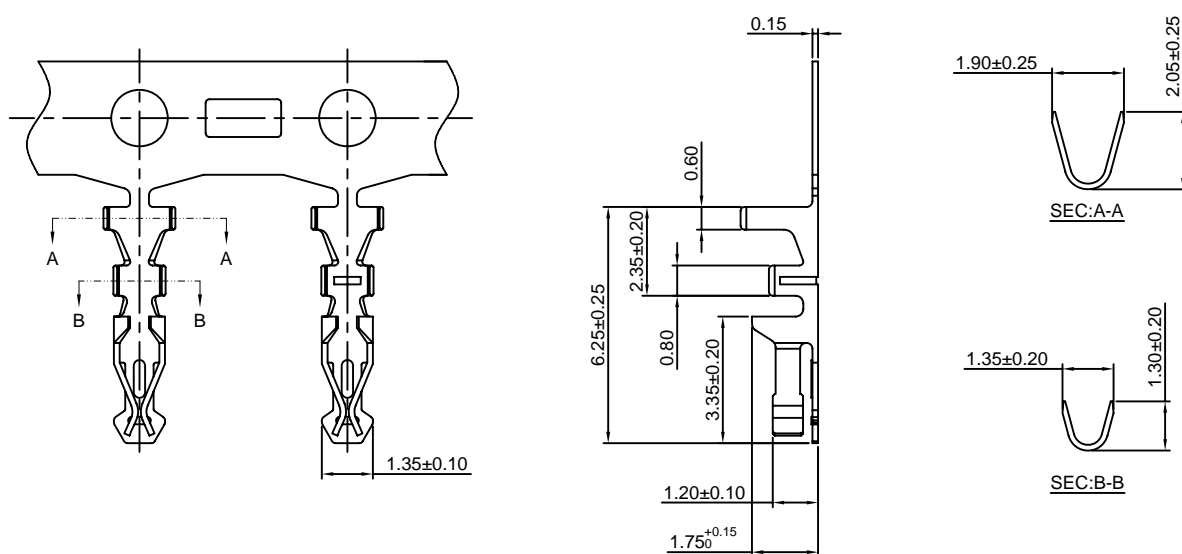
Optional Gold plating available but MOQ requested

A2005-T-B

2.00mm pitch Crimp Terminal

Reference Informations:

*Used in CJT A2005HA,HC-2xXP,A2005HA-2xXP-A,
A2005HB-N-2xXP-A(B,C,D,E,F,G,J,FI) series Dual Row Housing



Ordering information & Specifications:

Unit:mm

| Part NO. | Wire Range | Insulation O.D. | Material | Finish | Qty/reel |
|------------|------------|-----------------|-----------------|------------------|------------|
| A2005-GP-B | AWG#24-#30 | 1.40mm(max) | Phosphor Bronze | Gold over Nickel | 10,000 PCS |

A2005H-XP

2.00mm pitch Single Row Housing

Reference Informations:

- *Material:PBT,UL94V-0
- *Suitable CJT A2005-T series Terminal
- *Mates with CJT A2005WV,WR,WVA,WRA-XP, A2005WV-S,WR-S,WVA-S-XP series Single Row Wafer
- *Color:Black



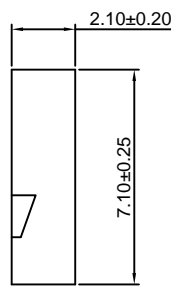
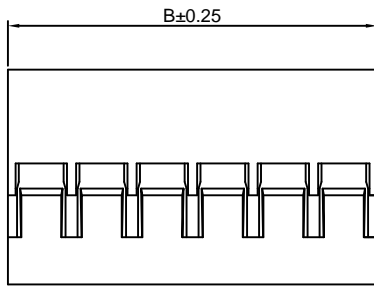
Ordering Information:

- A2005H-XP - ***
 $\frac{1}{2}$
 1.Part No.
 2.Material:
 (Blank):PBT,UL94V-0
 GWT:PBT,UL94V-0,GWT 750°C

Ordering Information & Dimensions:

| PART NO. | Dimensions | | PART NO. | Dimensions | |
|----------|------------|-------|----------|------------|-------|
| | A | B | | A | B |
| 2P | 2.00 | 4.20 | 22P | 42.00 | 44.20 |
| 3P | 4.00 | 6.20 | 23P | 44.00 | 46.20 |
| 4P | 6.00 | 8.20 | 24P | 46.00 | 48.20 |
| 5P | 8.00 | 10.20 | 25P | 48.00 | 50.20 |
| 6P | 10.00 | 12.20 | 26P | 50.00 | 52.20 |
| 7P | 12.00 | 14.20 | 27P | 52.00 | 54.20 |
| 8P | 14.00 | 16.20 | 28P | 54.00 | 56.20 |
| 9P | 16.00 | 18.20 | 29P | 56.00 | 58.20 |
| 10P | 18.00 | 20.20 | 30P | 58.00 | 60.20 |
| 11P | 20.00 | 22.20 | 31P | 60.00 | 62.20 |
| 12P | 22.00 | 24.20 | 32P | 62.00 | 64.20 |
| 13P | 24.00 | 26.20 | 33P | 64.00 | 66.20 |
| 14P | 26.00 | 28.20 | 34P | 66.00 | 68.20 |
| 15P | 28.00 | 30.20 | 35P | 68.00 | 70.20 |
| 16P | 30.00 | 32.20 | 36P | 70.00 | 72.20 |
| 17P | 32.00 | 34.20 | 37P | 72.00 | 74.20 |
| 18P | 34.00 | 36.20 | 38P | 74.00 | 76.20 |
| 19P | 36.00 | 38.20 | 39P | 76.00 | 78.20 |
| 20P | 38.00 | 40.20 | 40P | 78.00 | 80.20 |
| 21P | 40.00 | 42.20 | | | |

Unit: mm

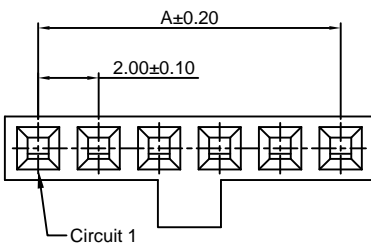
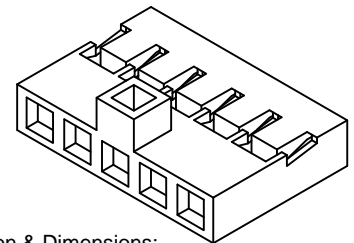


A2005H-N-XP

2.00mm pitch Single Row Housing

Reference Informations:

- *Material:PBT,UL94V-0
- *Suitable CJT A2005-T series Terminal
- *Mates with CJT A2005WV,WR,WVA,WRA-XP, A2005WV-S,WR-S,WVA-S-XP series Single Row Wafer
- *Color:Black



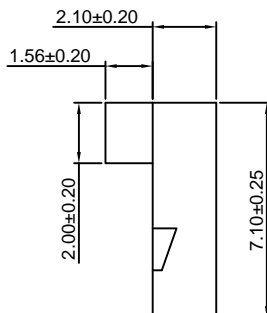
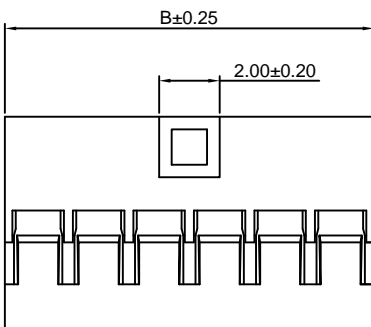
Ordering Information:

- A2005H-N-XP - ***
 $\frac{1}{2}$
 1.Part No.
 2.Material:
 (Blank):PBT,UL94V-0
 GWT:PBT,UL94V-0,GWT 750°C

Ordering Information & Dimensions:

| PART NO. | Dimensions | | PART NO. | Dimensions | |
|----------|------------|-------|----------|------------|-------|
| | A | B | | A | B |
| 2P | 2.00 | 4.20 | 22P | 42.00 | 44.20 |
| 3P | 4.00 | 6.20 | 23P | 44.00 | 46.20 |
| 4P | 6.00 | 8.20 | 24P | 46.00 | 48.20 |
| 5P | 8.00 | 10.20 | 25P | 48.00 | 50.20 |
| 6P | 10.00 | 12.20 | 26P | 50.00 | 52.20 |
| 7P | 12.00 | 14.20 | 27P | 52.00 | 54.20 |
| 8P | 14.00 | 16.20 | 28P | 54.00 | 56.20 |
| 9P | 16.00 | 18.20 | 29P | 56.00 | 58.20 |
| 10P | 18.00 | 20.20 | 30P | 58.00 | 60.20 |
| 11P | 20.00 | 22.20 | 31P | 60.00 | 62.20 |
| 12P | 22.00 | 24.20 | 32P | 62.00 | 64.20 |
| 13P | 24.00 | 26.20 | 33P | 64.00 | 66.20 |
| 14P | 26.00 | 28.20 | 34P | 66.00 | 68.20 |
| 15P | 28.00 | 30.20 | 35P | 68.00 | 70.20 |
| 16P | 30.00 | 32.20 | 36P | 70.00 | 72.20 |
| 17P | 32.00 | 34.20 | 37P | 72.00 | 74.20 |
| 18P | 34.00 | 36.20 | 38P | 74.00 | 76.20 |
| 19P | 36.00 | 38.20 | 39P | 76.00 | 78.20 |
| 20P | 38.00 | 40.20 | 40P | 78.00 | 80.20 |
| 21P | 40.00 | 42.20 | | | |

Unit: mm



A2005HB-N-XP-FI

2.00mm Pitch Single Row Housing

Reference Informations:

- *Material:PBT,UL94V-0
- *Suitable CJT A2005-T-B series Terminal
- *Mates with CJT A2005WV,WR,WVA,WRA-XP, A2005WV-S,WR-S,WVA-S-XP,A2005WR-N-F-XP-FI, A2005WR-N-S-F-XP-FI series Single Row Wafer
- *Color:White

Ordering Information:
A2005HB-N-XP-FI - *** - **
 1 2 3

- 1.Part No.
- 2.Material:
(blank):PBT,UL94V-0
GWT:PBT,UL94V-0,GWT 750°C
- 3.Color:
(blank):White
BK:Black



3P~17P



2P

Ordering Information & Dimensions:

| PART NO. | Dimensions | |
|----------|------------|-------|
| | A | B |
| 2P | 2.00 | 4.35 |
| 3P | 4.00 | 6.35 |
| 4P | 6.00 | 8.35 |
| 5P | 8.00 | 10.35 |
| 6P | 10.00 | 12.35 |
| 7P | 12.00 | 14.35 |
| 8P | 14.00 | 16.35 |
| 9P | 16.00 | 18.35 |
| 10P | 18.00 | 20.35 |
| 11P | 20.00 | 22.35 |
| 12P | 22.00 | 24.35 |
| 13P | 24.00 | 26.35 |
| 14P | 26.00 | 28.35 |
| 15P | 28.00 | 30.35 |
| 16P | 30.00 | 32.35 |
| 17P | 32.00 | 34.35 |

Unit: mm

A2005H-2xXP

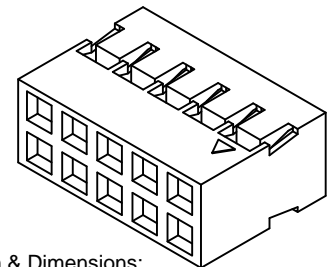
2.00mm Pitch Dual Row Housing

Reference Informations:

- *Material:PBT,UL94V-0
- *Suitable CJT A2005-T series Terminal
- *Mates with CJT A2005WV,WR,WVA,WRA-2xXP, A2005WV-S,WR-S,WVA-S,WVA-S-F-2xXP series Dual Row Wafer
- *Color:Black

Ordering Information:
A2005H-2xXP - ***
 1 2

- 1.Part No.
- 2.Material:
(Blank):PBT,UL94V-0
GWT:PBT,UL94V-0,GWT 750°C



Ordering Information & Dimensions:

| PART NO. | Dimensions | | PART NO. | Dimensions | |
|----------|------------|-------|----------|------------|-------|
| | A | B | | A | B |
| 2x2P | 2.00 | 4.20 | 2x22P | 42.00 | 44.20 |
| 2x3P | 4.00 | 6.20 | 2x23P | 44.00 | 46.20 |
| 2x4P | 6.00 | 8.20 | 2x24P | 46.00 | 48.20 |
| 2x5P | 8.00 | 10.20 | 2x25P | 48.00 | 50.20 |
| 2x6P | 10.00 | 12.20 | 2x26P | 50.00 | 52.20 |
| 2x7P | 12.00 | 14.20 | 2x27P | 52.00 | 54.20 |
| 2x8P | 14.00 | 16.20 | 2x28P | 54.00 | 56.20 |
| 2x9P | 16.00 | 18.20 | 2x29P | 56.00 | 58.20 |
| 2x10P | 18.00 | 20.20 | 2x30P | 58.00 | 60.20 |
| 2x11P | 20.00 | 22.20 | 2x31P | 60.00 | 62.20 |
| 2x12P | 22.00 | 24.20 | 2x32P | 62.00 | 64.20 |
| 2x13P | 24.00 | 26.20 | 2x33P | 64.00 | 66.20 |
| 2x14P | 26.00 | 28.20 | 2x34P | 66.00 | 68.20 |
| 2x15P | 28.00 | 30.20 | 2x35P | 68.00 | 70.20 |
| 2x16P | 30.00 | 32.20 | 2x36P | 70.00 | 72.20 |
| 2x17P | 32.00 | 34.20 | 2x37P | 72.00 | 74.20 |
| 2x18P | 34.00 | 36.20 | 2x38P | 74.00 | 76.20 |
| 2x19P | 36.00 | 38.20 | 2x39P | 76.00 | 78.20 |
| 2x20P | 38.00 | 40.20 | 2x40P | 78.00 | 80.20 |
| 2x21P | 40.00 | 42.20 | | | |

Unit: mm

A2005H-N-2xXP-A

2.00mm Pitch Dual Row Housing

Reference Informations:

- *Material:PBT,UL94V-0
- *Suitable CJT A2005 series Terminal
- *Mates with CJT A2005WV-N-2xXP-A,A2005WR-N-2xXP-A
A2005WV-N-S-2xXP-A,A2005WV-N-S-F-2xXP-A series Dual Row Wafer
- *Color:Black

Ordering Information:

- A2005H-N-2xXP-A - ***
1 2
- Part No.
 - Material:
(Blank):PBT,UL94V-0
GWT:PBT,UL94V-0,GWT 750 °C



Ordering Information & Dimensions:

| PART NO. | Dimensions | | | PART NO. | Dimensions | | |
|----------|------------|-------|-------|----------|------------|-------|-------|
| | A | B | C | | A | B | C |
| 2x7P | 12.00 | 14.20 | 8.00 | 2x24P | 46.00 | 48.20 | 42.00 |
| 2x8P | 14.00 | 16.20 | 10.00 | 2x25P | 48.00 | 50.20 | 44.00 |
| 2x9P | 16.00 | 18.20 | 12.00 | 2x26P | 50.00 | 52.20 | 46.00 |
| 2x10P | 18.00 | 20.20 | 14.00 | 2x27P | 52.00 | 54.20 | 48.00 |
| 2x11P | 20.00 | 22.20 | 16.00 | 2x28P | 54.00 | 56.20 | 50.00 |
| 2x12P | 22.00 | 24.20 | 18.00 | 2x29P | 56.00 | 58.20 | 52.00 |
| 2x13P | 24.00 | 26.20 | 20.00 | 2x30P | 58.00 | 60.20 | 54.00 |
| 2x14P | 26.00 | 28.20 | 22.00 | 2x31P | 60.00 | 62.20 | 56.00 |
| 2x15P | 28.00 | 30.20 | 24.00 | 2x32P | 62.00 | 64.20 | 58.00 |
| 2x16P | 30.00 | 32.20 | 26.00 | 2x33P | 64.00 | 66.20 | 60.00 |
| 2x17P | 32.00 | 34.20 | 28.00 | 2x34P | 66.00 | 68.20 | 62.00 |
| 2x18P | 34.00 | 36.20 | 30.00 | 2x35P | 68.00 | 70.20 | 64.00 |
| 2x19P | 36.00 | 38.20 | 32.00 | 2x36P | 70.00 | 72.20 | 66.00 |
| 2x20P | 38.00 | 40.20 | 34.00 | 2x37P | 72.00 | 74.20 | 68.00 |
| 2x21P | 40.00 | 42.20 | 36.00 | 2x38P | 74.00 | 76.20 | 70.00 |
| 2x22P | 42.00 | 44.20 | 38.00 | 2x39P | 76.00 | 78.20 | 72.00 |
| 2x23P | 44.00 | 46.20 | 40.00 | 2x40P | 78.00 | 80.20 | 74.00 |

Unit: mm

A2005H-N-2xXP-B

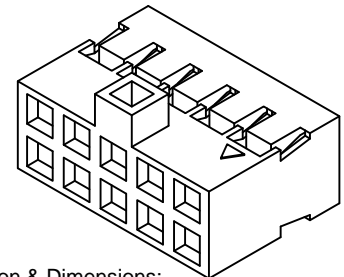
2.00mm Pitch Dual Row Housing

Reference Informations:

- *Material:PBT,UL94V-0
- *Suitable CJT A2005 series Terminal
- *Mates with CJT A2005WV-N,WR-N-2xXP,
A2005WV-N-S-2xXP series Dual Row Wafer
- *Color:Black

Ordering Information:

- A2005H-N-2xXP-B - ***
1 2
- Part No.
 - Material:
(Blank):PBT,UL94V-0
GWT:PBT,UL94V-0,GWT 750 °C



Ordering Information & Dimensions:

| PART NO. | Dimensions | | PART NO. | Dimensions | |
|----------|------------|-------|----------|------------|-------|
| | A | B | | A | B |
| 2x2P | 2.00 | 4.20 | 2x22P | 42.00 | 44.20 |
| 2x3P | 4.00 | 6.20 | 2x23P | 44.00 | 46.20 |
| 2x4P | 6.00 | 8.20 | 2x24P | 46.00 | 48.20 |
| 2x5P | 8.00 | 10.20 | 2x25P | 48.00 | 50.20 |
| 2x6P | 10.00 | 12.20 | 2x26P | 50.00 | 52.20 |
| 2x7P | 12.00 | 14.20 | 2x27P | 52.00 | 54.20 |
| 2x8P | 14.00 | 16.20 | 2x28P | 54.00 | 56.20 |
| 2x9P | 16.00 | 18.20 | 2x29P | 56.00 | 58.20 |
| 2x10P | 18.00 | 20.20 | 2x30P | 58.00 | 60.20 |
| 2x11P | 20.00 | 22.20 | 2x31P | 60.00 | 62.20 |
| 2x12P | 22.00 | 24.20 | 2x32P | 62.00 | 64.20 |
| 2x13P | 24.00 | 26.20 | 2x33P | 64.00 | 66.20 |
| 2x14P | 26.00 | 28.20 | 2x34P | 66.00 | 68.20 |
| 2x15P | 28.00 | 30.20 | 2x35P | 68.00 | 70.20 |
| 2x16P | 30.00 | 32.20 | 2x36P | 70.00 | 72.20 |
| 2x17P | 32.00 | 34.20 | 2x37P | 72.00 | 74.20 |
| 2x18P | 34.00 | 36.20 | 2x38P | 74.00 | 76.20 |
| 2x19P | 36.00 | 38.20 | 2x39P | 76.00 | 78.20 |
| 2x20P | 38.00 | 40.20 | 2x40P | 78.00 | 80.20 |
| 2x21P | 40.00 | 42.20 | | | |

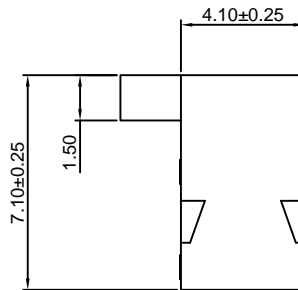
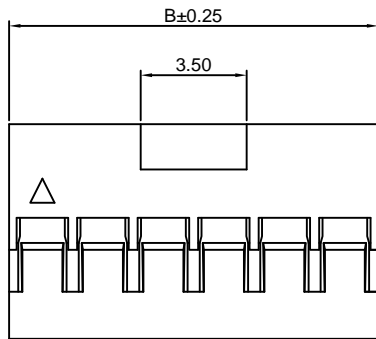
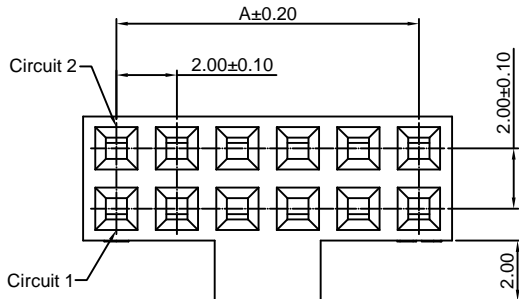
Unit: mm

A2005H-N-2xXP-D

2.00mm Pitch Dual Row Housing

Reference Informations:

- *Material:PBT,UL94V-0
- *Suitable CJT A2005 series Terminal
- *Mates with CJT A2005WV-N,WR-N-2xXP, A2005WV-N-S2xXP series Dual Row Wafer
- *Color:Black



Ordering Information:
A2005H-N-2xXP-D - ***
1 2

- 1.Part No.
- 2.Material:
(Blank):PBT,UL94V-0
GWT:PBT,UL94V-0,GWT 750 °C

Ordering Information & Dimensions:

| PART NO. | Dimensions | |
|----------|------------|-------|
| | A | B |
| 2x2P | 2.00 | 4.20 |
| 2x3P | 4.00 | 6.20 |
| 2x4P | 6.00 | 8.20 |
| 2x5P | 8.00 | 10.20 |
| 2x6P | 10.00 | 12.20 |
| 2x7P | 12.00 | 14.20 |
| 2x8P | 14.00 | 16.20 |
| 2x9P | 16.00 | 18.20 |
| 2x10P | 18.00 | 20.20 |
| 2x11P | 20.00 | 22.20 |
| 2x12P | 22.00 | 24.20 |
| 2x13P | 24.00 | 26.20 |
| 2x14P | 26.00 | 28.20 |
| 2x15P | 28.00 | 30.20 |
| 2x16P | 30.00 | 32.20 |
| 2x17P | 32.00 | 34.20 |
| 2x18P | 34.00 | 36.20 |
| 2x19P | 36.00 | 38.20 |
| 2x20P | 38.00 | 40.20 |
| 2x21P | 40.00 | 42.20 |
| 2x22P | 42.00 | 44.20 |
| 2x23P | 44.00 | 46.20 |
| 2x24P | 46.00 | 48.20 |
| 2x25P | 48.00 | 50.20 |

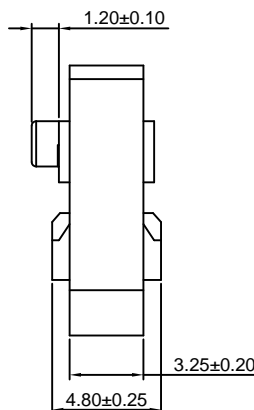
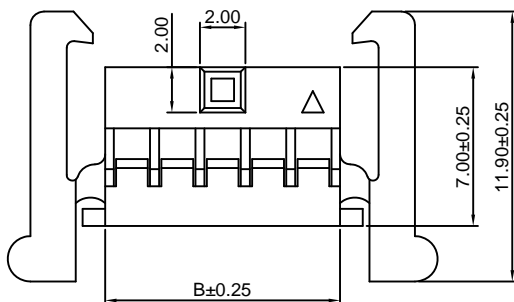
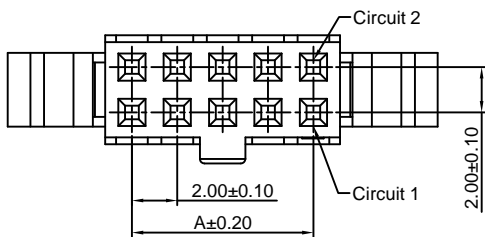
Unit: mm

A2005HA-2xXP

2.00mm Pitch Dual Row Housing

Reference Informations:

- *Material:PBT,UL94V-0
- *Suitable CJT A2005-T-B series Terminal
- *Mates with CJT A2005WV-N-2xXP-B,A2005WR-N-2xXP-B A2005WV-N-S-2xXP-B,A2005WV-N-S-F-2xXP-B series Dual Row Wafer
- *Color:Black



Ordering Information:
A2005HA-2xXP - ***
1 2

- 1.Part No.
- 2.Material:
(Blank):PBT,UL94V-0
GWT:PBT,UL94V-0,GWT 750 °C

Ordering Information & Dimensions:

| PART NO. | Dimensions | |
|----------|------------|-------|
| | A | B |
| 2x2P | 2.00 | 4.35 |
| 2x3P | 4.00 | 6.35 |
| 2x4P | 6.00 | 8.35 |
| 2x5P | 8.00 | 10.35 |
| 2x6P | 10.00 | 12.35 |
| 2x7P | 12.00 | 14.35 |
| 2x8P | 14.00 | 16.35 |
| 2x9P | 16.00 | 18.35 |
| 2x10P | 18.00 | 20.35 |
| 2x11P | 20.00 | 22.35 |
| 2x12P | 22.00 | 24.35 |
| 2x13P | 24.00 | 26.35 |
| 2x14P | 26.00 | 28.35 |
| 2x15P | 28.00 | 30.35 |
| 2x16P | 30.00 | 32.35 |
| 2x17P | 32.00 | 34.35 |
| 2x18P | 34.00 | 36.35 |
| 2x19P | 36.00 | 38.35 |
| 2x20P | 38.00 | 40.35 |
| 2x21P | 40.00 | 42.35 |
| 2x22P | 42.00 | 44.35 |
| 2x23P | 44.00 | 46.35 |
| 2x24P | 46.00 | 48.35 |
| 2x25P | 48.00 | 50.35 |

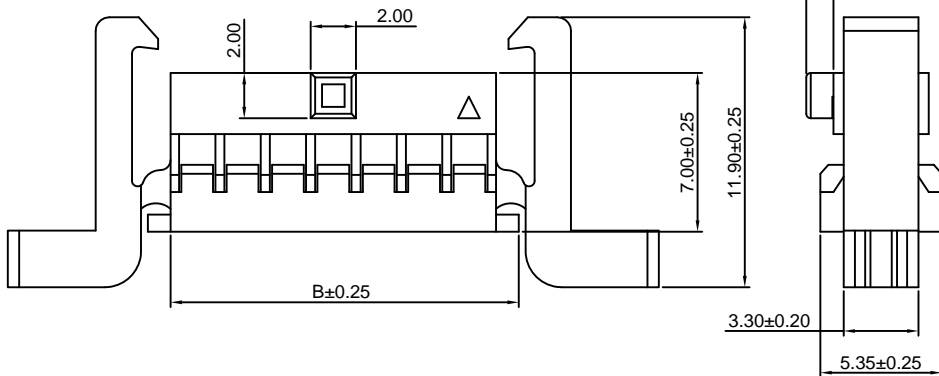
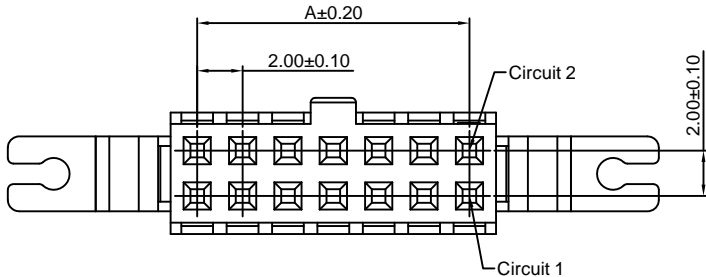
Unit: mm

A2005HA-2xXP-A

2.00mm Pitch Dual Row Housing

Reference Informations:

- *Material:PBT,UL94V-0
- *Suitable CJT A2005-T-B series Terminal
- *Mates with CJT A2005WV-N-2xXP-B,A2005WR-N-2xXP-B
A2005WV-N-S-2xXP-B,A2005WV-N-S-F-2xXP-B series Dual Row Wafer
- *Color:Black



Ordering Information:
A2005HA-2xXP-A - ***
1 2

- 1.Part No.
2.Material:
(Blank):PBT,UL94V-0
GWT:PBT,UL94V-0,GWT 750 °C

Ordering Information & Dimensions:

| PART NO. | Dimensions | |
|----------|------------|-------|
| | A | B |
| 2x7P | 12.00 | 14.35 |
| 2x8P | 14.00 | 16.35 |
| 2x9P | 16.00 | 18.35 |
| 2x10P | 18.00 | 20.35 |
| 2x11P | 20.00 | 22.35 |
| 2x12P | 22.00 | 24.35 |
| 2x13P | 24.00 | 26.35 |
| 2x14P | 26.00 | 28.35 |
| 2x15P | 28.00 | 30.35 |
| 2x16P | 30.00 | 32.35 |
| 2x17P | 32.00 | 34.35 |
| 2x18P | 34.00 | 36.35 |
| 2x19P | 36.00 | 38.35 |
| 2x20P | 38.00 | 40.35 |

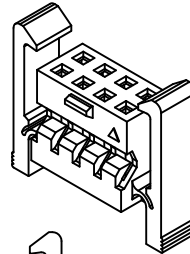
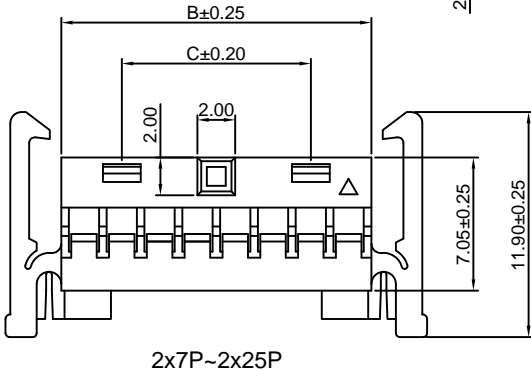
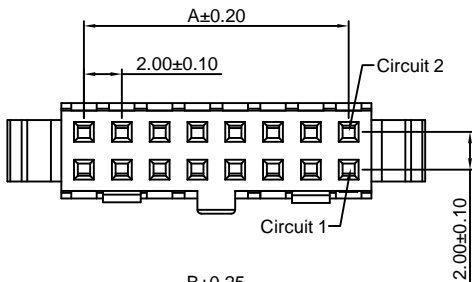
Unit: mm

A2005HC-2xXP

2.00mm Pitch Dual Row Housing

Reference Informations:

- *Material:PBT,UL94V-0
- *Suitable CJT A2005-T-B series Terminal
- *Mates with CJT A2005WV-N-2xXP-A, A2005WR-N-2xXP-A,
A2005WV-N-S-2xXP-A, A2005WV-N-S-F-2xXP-A series
Dual Row Wafer
- *Color:Black



Ordering Information:
A2005HC-2xXP - ***
1 2

- 1.Part No.
2.Material:
(Blank):PBT,UL94V-0
GWT:PBT,UL94V-0,GWT 750 °C

Ordering Information & Dimensions:

| PART NO. | Dimensions | | |
|----------|------------|-------|-------|
| | A | B | C |
| 2x2P | 2.00 | 4.35 | ---- |
| 2x3P | 4.00 | 6.35 | ---- |
| 2x4P | 6.00 | 8.35 | ---- |
| 2x5P | 8.00 | 10.35 | ---- |
| 2x6P | 10.00 | 12.35 | ---- |
| 2x7P | 12.00 | 14.35 | 8.00 |
| 2x8P | 14.00 | 16.35 | 10.00 |
| 2x9P | 16.00 | 18.35 | 12.00 |
| 2x10P | 18.00 | 20.35 | 14.00 |
| 2x11P | 20.00 | 22.35 | 16.00 |
| 2x12P | 22.00 | 24.35 | 18.00 |
| 2x13P | 24.00 | 26.35 | 20.00 |
| 2x14P | 26.00 | 28.35 | 22.00 |
| 2x15P | 28.00 | 30.35 | 24.00 |
| 2x16P | 30.00 | 32.35 | 26.00 |
| 2x17P | 32.00 | 34.35 | 28.00 |
| 2x18P | 34.00 | 36.35 | 30.00 |
| 2x19P | 36.00 | 38.35 | 32.00 |
| 2x20P | 38.00 | 40.35 | 34.00 |
| 2x21P | 40.00 | 42.35 | 36.00 |
| 2x22P | 42.00 | 44.35 | 38.00 |
| 2x23P | 44.00 | 46.35 | 40.00 |
| 2x24P | 46.00 | 48.35 | 42.00 |
| 2x25P | 48.00 | 50.35 | 44.00 |

Unit: mm

A2005HI-2xXP

2.00mm Pitch Dual Row Housing

Reference Informations:

*Material: Pin: Phosphor Bronze/Tin over Nickel
Insulator: PBT+30%GF, UL94V-0

*Color: Black

Ordering Information:

A2005HI-2xXP - * - *** - ** - ***
1 2 3 4 5

1. Part No.

2. Style:

(blank): Type 1

2: Type 2

3: Type 3

3. Material:

(blank): PBT+30%GF, UL94V-0

GWT: PBT, UL94V-0, GWT 750 °C

4. Color:

(blank): Black

GY: Gray

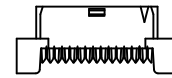
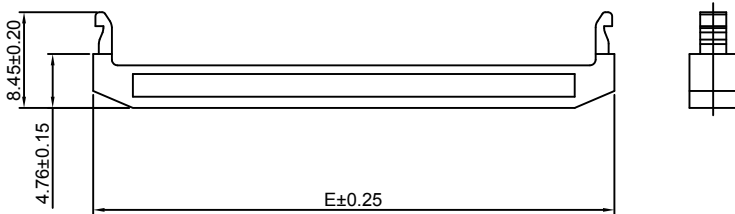
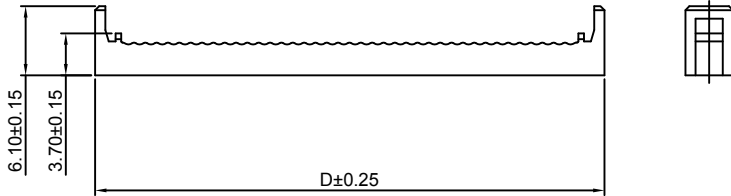
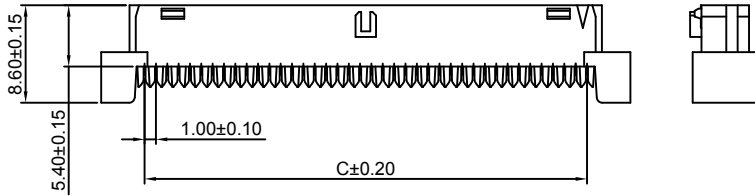
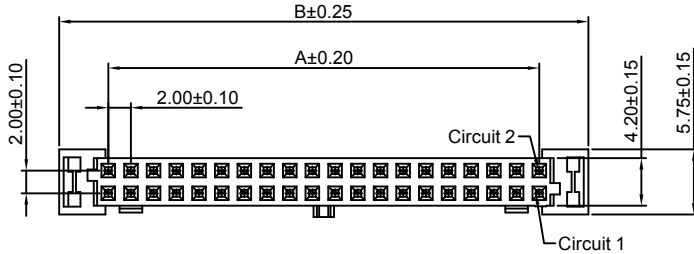
5. Finish:

(blank): Tin over Nickel

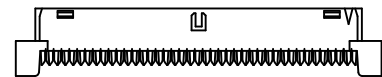
G: Gold-flash

G15: 15µin (0.38µm) MIN. Select Gold (Mating Area)
100µin (2.54µm) MIN. Select Tin

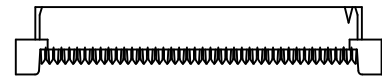
G30: 30µin (0.76µm) MIN. Select Gold (Mating Area)
100µin (2.54µm) MIN. Select Tin



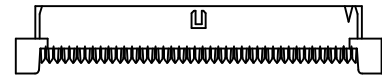
Type 1
2x5P~2x6P



Type 1
2x7P~2x25P



Type 2
2x5P~2x25P



Type 3
2x7P~2x25P

Ordering Information & Dimensions:

| PART NO. | Dimensions | | | | |
|----------|------------|-------|-------|-------|-------|
| | A | B | C | D | E |
| 2x5P | 8.00 | 16.65 | 11.65 | 14.90 | 15.95 |
| 2x6P | 10.00 | 18.65 | 13.65 | 16.90 | 17.95 |
| 2x7P | 12.00 | 20.65 | 15.65 | 18.90 | 19.95 |
| 2x8P | 14.00 | 22.65 | 17.65 | 20.90 | 21.95 |
| 2x9P | 16.00 | 24.65 | 19.65 | 22.90 | 23.95 |
| 2x10P | 18.00 | 26.65 | 21.65 | 24.90 | 25.95 |
| 2x11P | 20.00 | 28.65 | 23.65 | 26.90 | 27.95 |
| 2x12P | 22.00 | 30.65 | 25.65 | 28.90 | 29.95 |
| 2x13P | 24.00 | 32.65 | 27.65 | 30.90 | 31.95 |
| 2x14P | 26.00 | 34.65 | 29.65 | 32.90 | 33.95 |
| 2x15P | 28.00 | 36.65 | 31.65 | 34.90 | 35.95 |
| 2x16P | 30.00 | 38.65 | 33.65 | 36.90 | 37.95 |
| 2x17P | 32.00 | 40.65 | 35.65 | 38.90 | 39.95 |
| 2x18P | 34.00 | 42.65 | 37.65 | 40.90 | 41.95 |
| 2x19P | 36.00 | 44.65 | 39.65 | 42.90 | 43.95 |
| 2x20P | 38.00 | 46.65 | 41.65 | 44.90 | 45.95 |
| 2x21P | 40.00 | 48.65 | 43.65 | 46.90 | 47.95 |
| 2x22P | 42.00 | 50.65 | 45.65 | 48.90 | 49.95 |
| 2x23P | 44.00 | 52.65 | 47.65 | 50.90 | 51.95 |
| 2x24P | 46.00 | 54.65 | 49.65 | 52.90 | 53.95 |
| 2x25P | 48.00 | 56.65 | 51.65 | 54.90 | 55.95 |

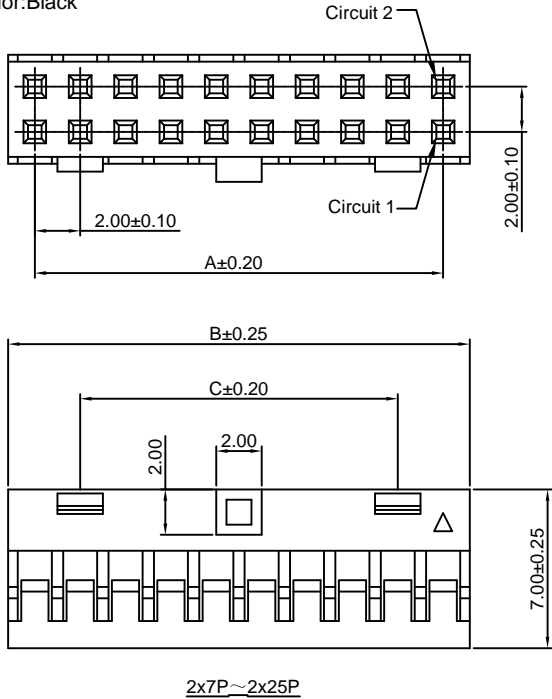
Unit: mm

A2005HB-N-2xXP-A

2.00mm Pitch Dual Row Housing

Reference Informations:

- *Material:PBT,UL94V-0
- *Suitable CJT A2005-T-B series Terminal
- *Mates with CJT A2005WV-N-2xXP-A(B),A2005WR-N-2xXP-A(B)
A2005WV-N-S-2xXP-A(B),A2005WV-N-S-F-2xXP-A(B) series Dual Row Wafer
- *Color:Black



Ordering Information:

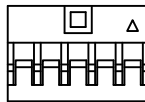
A2005HB-N-2xXP-A - ***
1 2

1.Part No.

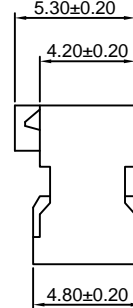
2.Material:

(Blank):PBT,UL94V-0

GWT:PBT,UL94V-0,GWT 750℃



2x2P~2x6P



Ordering Information & Dimensions:

| PART NO. | Dimensions | | |
|----------|------------|-------|-------|
| | A | B | C |
| 2x2P | 2.00 | 4.35 | ---- |
| 2x3P | 4.00 | 6.35 | ---- |
| 2x4P | 6.00 | 8.35 | ---- |
| 2x5P | 8.00 | 10.35 | ---- |
| 2x6P | 10.00 | 12.35 | ---- |
| 2x7P | 12.00 | 14.35 | 8.00 |
| 2x8P | 14.00 | 16.35 | 10.00 |
| 2x9P | 16.00 | 18.35 | 12.00 |
| 2x10P | 18.00 | 20.35 | 14.00 |
| 2x11P | 20.00 | 22.35 | 16.00 |
| 2x12P | 22.00 | 24.35 | 18.00 |
| 2x13P | 24.00 | 26.35 | 20.00 |
| 2x14P | 26.00 | 28.35 | 22.00 |
| 2x15P | 28.00 | 30.35 | 24.00 |
| 2x16P | 30.00 | 32.35 | 26.00 |
| 2x17P | 32.00 | 34.35 | 28.00 |
| 2x18P | 34.00 | 36.35 | 30.00 |
| 2x19P | 36.00 | 38.35 | 32.00 |
| 2x20P | 38.00 | 40.35 | 34.00 |
| 2x21P | 40.00 | 42.35 | 36.00 |
| 2x22P | 42.00 | 44.35 | 38.00 |
| 2x23P | 44.00 | 46.35 | 40.00 |
| 2x24P | 46.00 | 48.35 | 42.00 |
| 2x25P | 48.00 | 50.35 | 44.00 |

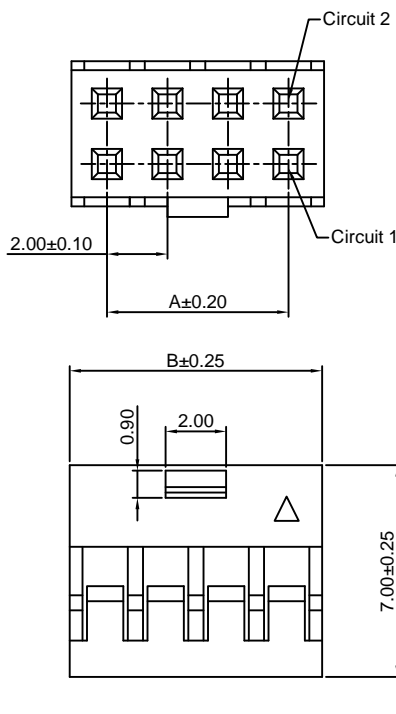
Unit: mm

A2005HB-N-2xXP-B

2.00mm Pitch Dual Row Housing

Reference Informations:

- *Material:PBT,UL94V-0
- *Suitable CJT A2005-T-B series Terminal
- *Mates with CJT A2005WV-N-2xXP-B,A2005WR-N-2xXP-B,
A2005WV-N-S-2xXP-B,A2005WV-N-S-F-2xXP-B series Dual Row Wafer
- *Color:Black



Ordering Information:

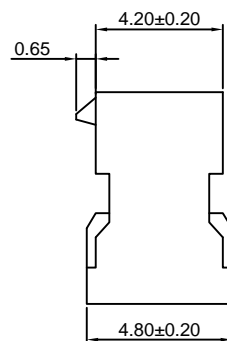
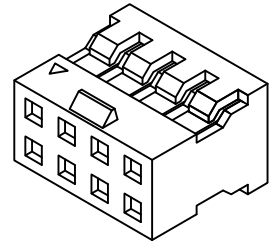
A2005HB-N-2xXP-B - ***
1 2

1.Part No.

2.Material:

(Blank):PBT,UL94V-0

GWT:PBT,UL94V-0,GWT 750℃



Ordering Information & Dimensions:

| PART NO. | Dimensions | |
|----------|------------|-------|
| | A | B |
| 2x2P | 2.00 | 4.35 |
| 2x3P | 4.00 | 6.35 |
| 2x4P | 6.00 | 8.35 |
| 2x5P | 8.00 | 10.35 |
| 2x6P | 10.00 | 12.35 |

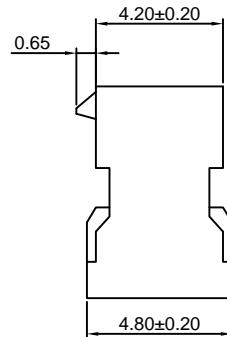
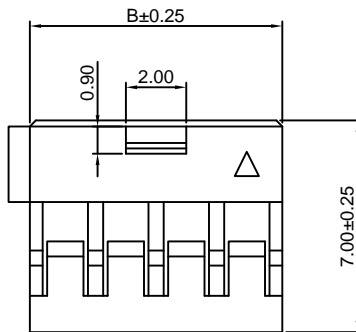
Unit: mm

A2005HB-N-2xXP-C

2.00mm Pitch Dual Row Housing

Reference Informations:

- *Material:PBT,UL94V-0
- *Suitable CJT A2005-T-B series Terminal
- *Mates with CJT A2005WV-N-2xXP-B,A2005WR-N-2xXP-B, A2005WV-N-S-2xXP-B,A2005WV-N-S-F-2xXP-B series Dual Row Wafer
- *Color:Black



Ordering Information:

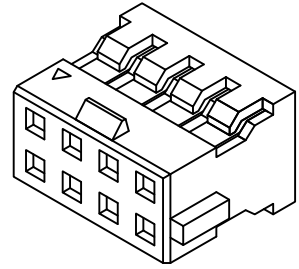
A2005HB-N-2xXP-C - ***
1 2

1.Part No.

2.Material:

(Blank):PBT,UL94V-0

GWT:PBT,UL94V-0,GWT 750 °C



Ordering Information & Dimensions:

| PART NO. | Dimensions | |
|----------|------------|-------|
| | A | B |
| 2x2P | 2.00 | 4.35 |
| 2x3P | 4.00 | 6.35 |
| 2x4P | 6.00 | 8.35 |
| 2x5P | 8.00 | 10.35 |
| 2x6P | 10.00 | 12.35 |

Unit: mm

A2005HB-N-2xXP-D(-E)

2.00mm Pitch Dual Row Housing

Reference Informations:

- *Material:PBT,UL94V-0
- *Suitable CJT A2005-T-B series Terminal
- *Mates with CJT A2005WV-N-2xXP-A(B), A2005WR-N-2xXP-A(B),A2005WV-N-S-2xXP-A(B), A2005WV-N-S-F-2xXP-A(B) series Dual Row Wafer
- *Color:Black

Ordering Information:

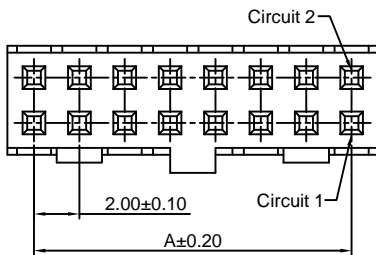
A2005HB-N-2xXP-D(-E) - ***
1 2

1.Part No.

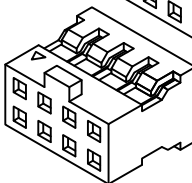
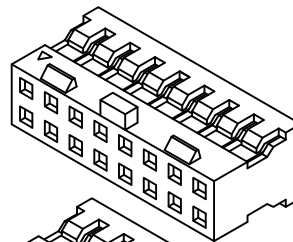
2.Material:

(Blank):PBT,UL94V-0

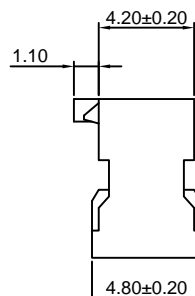
GWT:PBT,UL94V-0,GWT 750 °C



2x2P~2x25P
A2005HB-N-2xXP-E



2x7P~2x25P
A2005HB-N-2xXP-D



Ordering Information & Dimensions:

| PART NO. | Dimensions | | |
|----------|------------|-------|-------|
| | A | B | C |
| 2x2P | 2.00 | 4.35 | ---- |
| 2x3P | 4.00 | 6.35 | ---- |
| 2x4P | 6.00 | 8.35 | ---- |
| 2x5P | 8.00 | 10.35 | ---- |
| 2x6P | 10.00 | 12.35 | ---- |
| 2x7P | 12.00 | 14.35 | 8.00 |
| 2x8P | 14.00 | 16.35 | 10.00 |
| 2x9P | 16.00 | 18.35 | 12.00 |
| 2x10P | 18.00 | 20.35 | 14.00 |
| 2x11P | 20.00 | 22.35 | 16.00 |
| 2x12P | 22.00 | 24.35 | 18.00 |
| 2x13P | 24.00 | 26.35 | 20.00 |
| 2x14P | 26.00 | 28.35 | 22.00 |
| 2x15P | 28.00 | 30.35 | 24.00 |
| 2x16P | 30.00 | 32.35 | 26.00 |
| 2x17P | 32.00 | 34.35 | 28.00 |
| 2x18P | 34.00 | 36.35 | 30.00 |
| 2x19P | 36.00 | 38.35 | 32.00 |
| 2x20P | 38.00 | 40.35 | 34.00 |
| 2x21P | 40.00 | 42.35 | 36.00 |
| 2x22P | 42.00 | 44.35 | 38.00 |
| 2x23P | 44.00 | 46.35 | 40.00 |
| 2x24P | 46.00 | 48.35 | 42.00 |
| 2x25P | 48.00 | 50.35 | 44.00 |

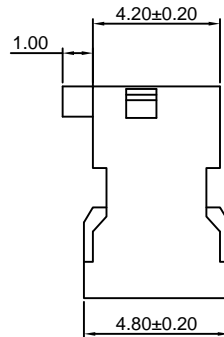
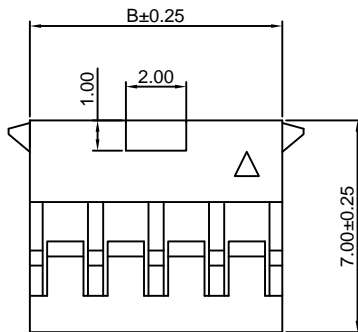
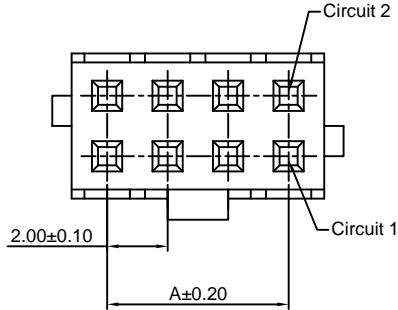
Unit: mm

A2005HB-N-2xXP-F

2.00mm Pitch Dual Row Housing

Reference Informations:

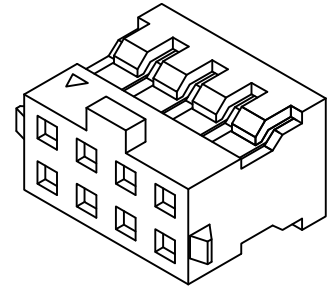
- *Material:PBT,UL94V-0
- *Suitable CJT A2005-T-B series Terminal
- *Mates with CJT A2005WV-N-2xXP-B,A2005WR-N-2xXP-B, A2005WV-N-S-2xXP-B,A2005WV-N-S-F-2xXP-B series Dual Row Wafer
- *Color:Black



Ordering Information:

A2005HB-N-2xXP-F - ***
1 2

- 1.Part No.
- 2.Material:
(Blank):PBT,UL94V-0
GWT:PBT,UL94V-0,GWT 750℃



Ordering Information & Dimensions:

| PART NO. | Dimensions | |
|----------|------------|-------|
| | A | B |
| 2x2P | 2.00 | 4.35 |
| 2x3P | 4.00 | 6.35 |
| 2x4P | 6.00 | 8.35 |
| 2x5P | 8.00 | 10.35 |
| 2x6P | 10.00 | 12.35 |

Unit: mm

A2005HB-N-2xXP-G

2.00mm Pitch Dual Row Housing

Reference Informations:

- *Material:PBT,UL94V-0
- *Suitable CJT A2005-T-B series Terminal
- *Color:Black

Ordering Information:

- A2005HB-N-2xXP-G - ***
- | | |
|---|---|
| 1 | 2 |
|---|---|
- 1.Part No.
 - 2.Material:
- (Blank):PBT,UL94V-0
GWT:PBT,UL94V-0,GWT 750℃



panel hole layout



Ordering Information & Dimensions:

| PART NO. | Dimensions | | | | | | | | | | |
|----------|------------|------|-------|-------|-------|-------|------|-------|------|-------|-------|
| | A | B | C | D | E | F | G | H | J | K | L |
| 2x3P | 2.00 | 2.00 | 8.20 | 2.40 | 10.20 | 10.30 | 2.40 | 4.80 | 2.50 | 5.00 | 7.00 |
| 2x4P | 2.00 | 2.00 | 8.20 | 4.40 | 10.20 | 11.30 | 2.40 | 5.60 | 2.50 | 5.00 | 8.80 |
| 2x5P | 3.00 | 3.00 | 10.40 | 6.40 | 12.20 | 13.30 | 2.60 | 6.70 | 2.60 | 6.10 | 10.90 |
| 2x6P | 4.00 | 4.00 | 12.40 | 8.40 | 14.20 | 15.30 | 2.60 | 7.70 | 2.60 | 7.10 | 12.90 |
| 2x7P | 5.00 | 5.00 | 14.40 | 10.40 | 16.20 | 17.30 | 2.60 | 8.70 | 2.60 | 8.10 | 14.90 |
| 2x8P | 6.00 | 6.00 | 16.40 | 12.40 | 18.20 | 19.30 | 2.60 | 9.70 | 2.60 | 9.10 | 16.90 |
| 2x9P | 7.00 | 7.00 | 18.40 | 14.40 | 20.20 | 21.30 | 2.60 | 10.70 | 2.60 | 10.10 | 18.90 |
| 2x10P | 8.00 | 8.00 | 20.40 | 16.40 | 22.20 | 23.30 | 2.60 | 11.70 | 2.60 | 11.10 | 20.90 |

Unit: mm

A2005HB-N-2xXP-J

2.00mm Pitch Dual Row Housing

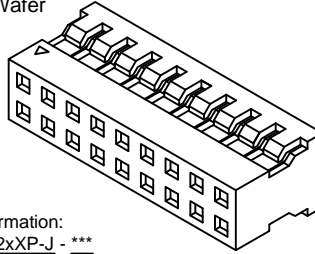
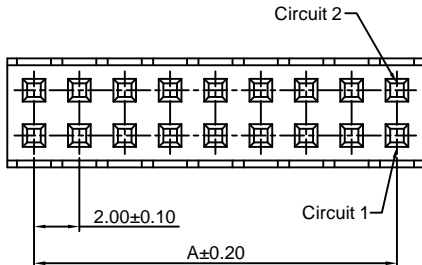
Reference Informations:

*Material:PBT,UL94V-0

*Suitable CJT A2005-T-B series Terminal

*Mates with CJT A2005WV-N-2xXP-B,A2005WR-N-2xXP-B,
A2005WV-N-S-2xXP-B,A2005WV-N-S-F-2xXP-B series Dual Row Wafer

*Color:Black

**Ordering Information:**

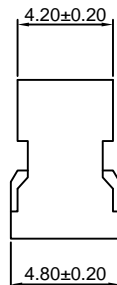
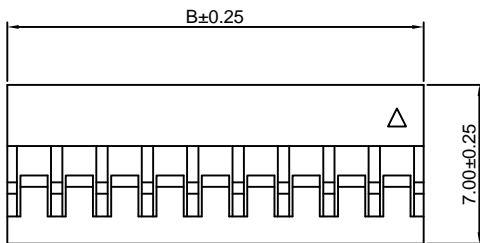
A2005HB-N-2xXP-J - ***

1. Part No.
2. Material:
(Blank):PBT,UL94V-0
GWT:PBT,UL94V-0,GWT 750℃

Ordering Information & Dimensions:

| PART NO. | Dimensions | |
|----------|------------|-------|
| | A | B |
| 2x2P | 2.00 | 4.35 |
| 2x3P | 4.00 | 6.35 |
| 2x4P | 6.00 | 8.35 |
| 2x5P | 8.00 | 10.35 |
| 2x6P | 10.00 | 12.35 |
| 2x7P | 12.00 | 14.35 |
| 2x8P | 14.00 | 16.35 |
| 2x9P | 16.00 | 18.35 |
| 2x10P | 18.00 | 20.35 |
| 2x11P | 20.00 | 22.35 |
| 2x12P | 22.00 | 24.35 |
| 2x13P | 24.00 | 26.35 |
| 2x14P | 26.00 | 28.35 |
| 2x15P | 28.00 | 30.35 |
| 2x16P | 30.00 | 32.35 |
| 2x17P | 32.00 | 34.35 |
| 2x18P | 34.00 | 36.35 |
| 2x19P | 36.00 | 38.35 |
| 2x20P | 38.00 | 40.35 |
| 2x21P | 40.00 | 42.35 |
| 2x22P | 42.00 | 44.35 |
| 2x23P | 44.00 | 46.35 |
| 2x24P | 46.00 | 48.35 |
| 2x25P | 48.00 | 50.35 |

Unit: mm

**A2005HB-N-2xXP-FI**

2.00mm Pitch Dual Row Housing

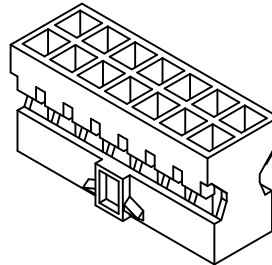
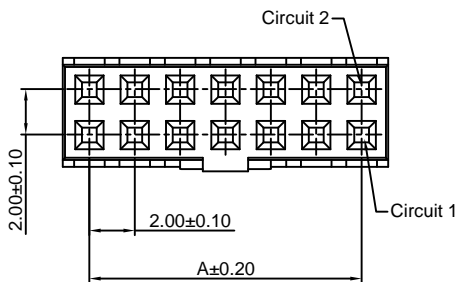
Reference Informations:

*Material:PBT,UL94V-0

*Suitable CJT A2005-T-B series Terminal

*Mates with CJT A2005WV-N-2xXP-FI,A2005WR-N-2xXP-FI,
A2005WV-N-S-2xXP-FI series Dual Row Wafer

*Color:Black

**Ordering Information:**

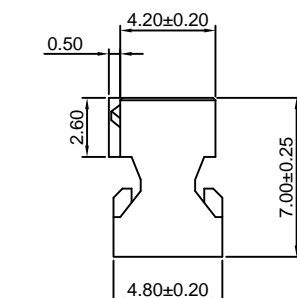
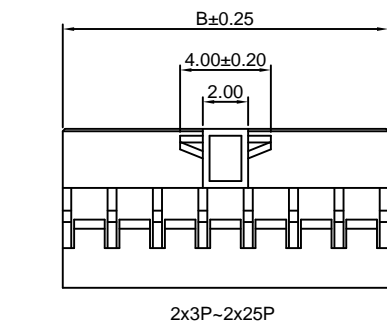
A2005HB-N-2xXP-FI - ***

1. Part No.
2. Material:
(Blank):PBT,UL94V-0
GWT:PBT,UL94V-0,GWT 750℃

Ordering Information & Dimensions:

| PART NO. | Dimensions | |
|----------|------------|-------|
| | A | B |
| 2x2P | 2.00 | 4.35 |
| 2x3P | 4.00 | 6.35 |
| 2x4P | 6.00 | 8.35 |
| 2x5P | 8.00 | 10.35 |
| 2x6P | 10.00 | 12.35 |
| 2x7P | 12.00 | 14.35 |
| 2x8P | 14.00 | 16.35 |
| 2x9P | 16.00 | 18.35 |
| 2x10P | 18.00 | 20.35 |
| 2x11P | 20.00 | 22.35 |
| 2x12P | 22.00 | 24.35 |
| 2x13P | 24.00 | 26.35 |
| 2x14P | 26.00 | 28.35 |
| 2x15P | 28.00 | 30.35 |
| 2x16P | 30.00 | 32.35 |
| 2x17P | 32.00 | 34.35 |
| 2x18P | 34.00 | 36.35 |
| 2x19P | 36.00 | 38.35 |
| 2x20P | 38.00 | 40.35 |
| 2x21P | 40.00 | 42.35 |
| 2x22P | 42.00 | 44.35 |
| 2x23P | 44.00 | 46.35 |
| 2x24P | 46.00 | 48.35 |
| 2x25P | 48.00 | 50.35 |

Unit: mm



A2005WR-N-F-XP-FI

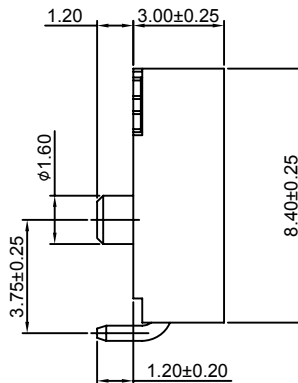
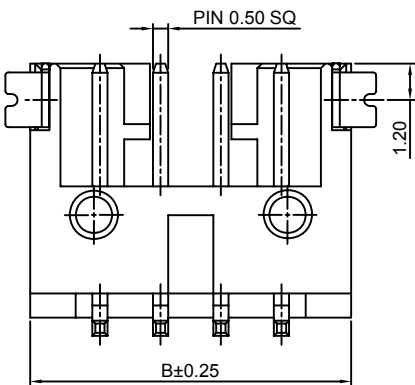
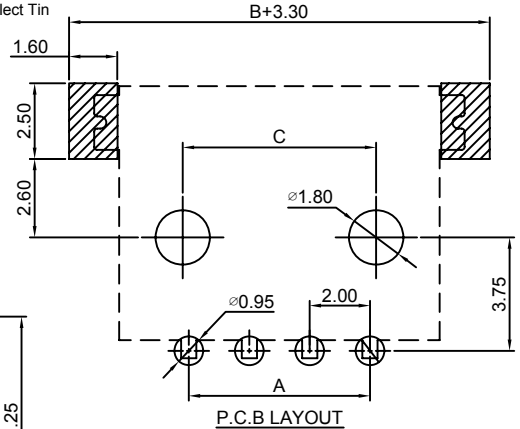
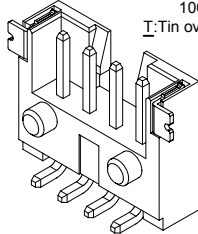
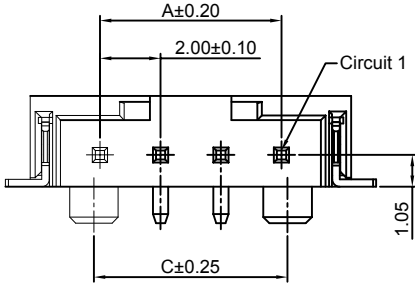
2.00mm Pitch 90° Single Row Box Header

Reference Informations:

- *Material:Pin:Brass/Gold over Nickel
Insulator:LCP,UL94V-0
- *Mates with CJT A2005HB-N-XP-FI series Single Row Housing
- *Color:Beige

Ordering Information:
A2005WR-N-F-XP-FI - *** - ***
1 2 3

- 1.Part No.
- 2.Material:
(blank):LCP,UL94V-0
GWT:LCP,UL94V-0,GWT 750 °C
- 3.Finish:
(blank):Gold-flash
G15:15µin (0.38µm) MIN.Select Gold(Mating Area)
100µin (2.54µm) MIN.Select Tin
G30:30µin (0.76µm) MIN.Select Gold(Mating Area)
100µin (2.54µm) MIN.Select Tin
T:Tin over Nickel



Ordering Information & Dimensions:

| PART NO. | Dimensions | | |
|----------|------------|-------|-------|
| | A | B | C |
| 4P | 6.00 | 10.60 | 6.40 |
| 6P | 10.00 | 14.60 | 10.40 |
| 8P | 14.00 | 18.60 | 14.40 |

Unit: mm

A2005WR-N-S-F-XP-FI

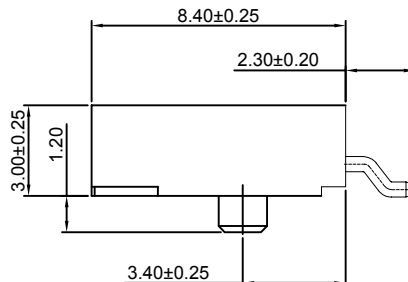
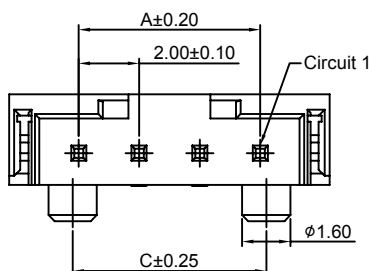
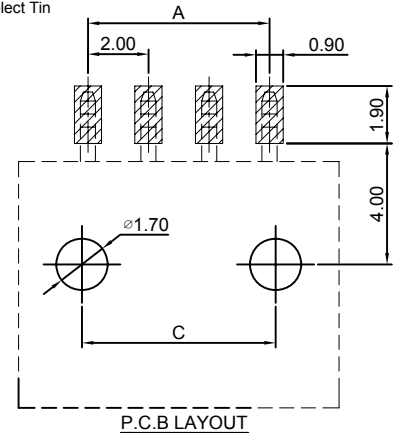
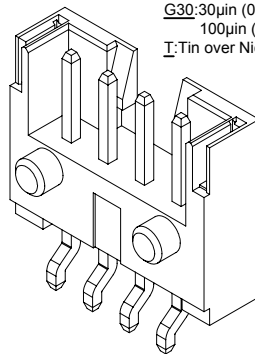
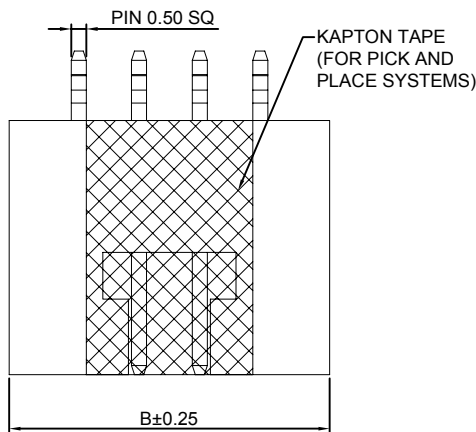
2.00mm Pitch 90° Single Row Box Header - SMT TYPE

Reference Informations:

- *Material:Pin:Brass/Gold over Nickel
Insulator:LCP,UL94V-0
- *Mates with CJT A2005HB-N-XP-FI series Single Row Housing
- *Color:Beige

Ordering Information:
A2005WR-N-S-F-XP-FI - *** - ***
1 2 3

- 1.Part No.
- 2.Material:
(blank):LCP,UL94V-0
GWT:LCP,UL94V-0,GWT 750 °C
- 3.Finish:
(blank):Gold-flash
G15:15µin (0.38µm) MIN.Select Gold(Mating Area)
100µin (2.54µm) MIN.Select Tin
G30:30µin (0.76µm) MIN.Select Gold(Mating Area)
100µin (2.54µm) MIN.Select Tin
T:Tin over Nickel



Ordering Information & Dimensions:

| PART NO. | Dimensions | | |
|----------|------------|-------|-------|
| | A | B | C |
| 4P | 6.00 | 10.60 | 6.40 |
| 6P | 10.00 | 14.60 | 10.40 |
| 8P | 14.00 | 18.60 | 14.40 |

Unit: mm

A2005WV-N-2xXP

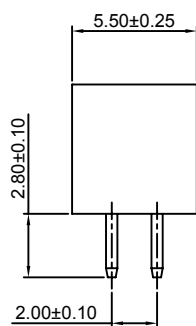
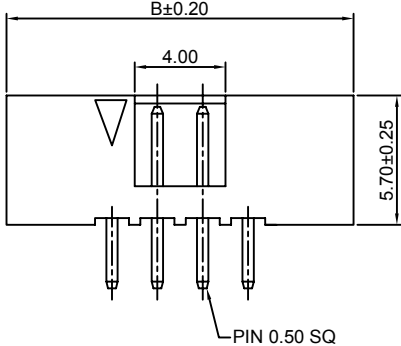
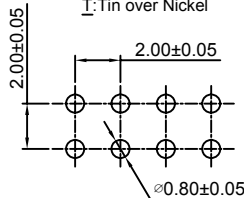
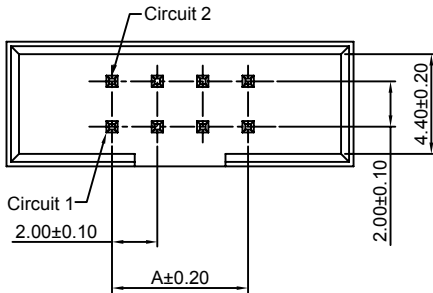
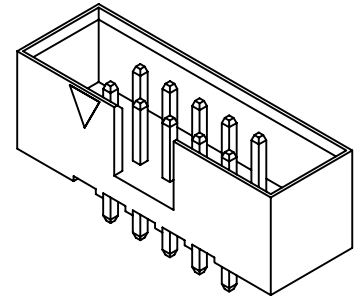
2.00mm Pitch 180° Dual Row Box Header

Reference Informations:

- *Material: Pin: Brass/Gold over Nickel
Insulator: PBT, UL94V-0
- *Mates with CJT A2005H-N-2xXP-B(D) series Dual Row Housing
- *Color: Black

Ordering Information:
A2005WV-N-2xXP - *** - ***
1 2 3

1. Part No.
2. Material:
(blank): PBT, UL94V-0
6T: Nylon 6T, UL94V-0
GWT: Nylon 6T, UL94V-0, GWT 750 °C
3. Finish:
(blank): Gold-flash
G15: 15µin (0.38µm) MIN. Select Gold (Mating Area)
100µin (2.54µm) MIN. Select Tin
G30: 30µin (0.76µm) MIN. Select Gold (Mating Area)
100µin (2.54µm) MIN. Select Tin
T: Tin over Nickel



Ordering Information & Dimensions:

| PART NO. | Dimensions | | PART NO. | Dimensions | |
|----------|------------|-------|----------|------------|-------|
| | A | B | | A | B |
| 2x4P | 6.00 | 15.30 | 2x20P | 38.00 | 47.30 |
| 2x5P | 8.00 | 17.30 | 2x21P | 40.00 | 49.30 |
| 2x6P | 10.00 | 19.30 | 2x22P | 42.00 | 51.30 |
| 2x7P | 12.00 | 21.30 | 2x23P | 44.00 | 53.30 |
| 2x8P | 14.00 | 23.30 | 2x24P | 46.00 | 55.30 |
| 2x9P | 16.00 | 25.30 | 2x25P | 48.00 | 57.30 |
| 2x10P | 18.00 | 27.30 | 2x26P | 50.00 | 59.30 |
| 2x11P | 20.00 | 29.30 | 2x27P | 52.00 | 61.30 |
| 2x12P | 22.00 | 31.30 | 2x28P | 54.00 | 63.30 |
| 2x13P | 24.00 | 33.30 | 2x29P | 56.00 | 65.30 |
| 2x14P | 26.00 | 35.30 | 2x30P | 58.00 | 67.30 |
| 2x15P | 28.00 | 37.30 | 2x31P | 60.00 | 69.30 |
| 2x16P | 30.00 | 39.30 | 2x32P | 62.00 | 71.30 |
| 2x17P | 32.00 | 41.30 | 2x33P | 64.00 | 73.30 |
| 2x18P | 34.00 | 43.30 | 2x34P | 66.00 | 75.30 |
| 2x19P | 36.00 | 45.30 | | | |

Unit: mm

A2005WR-N-2xXP

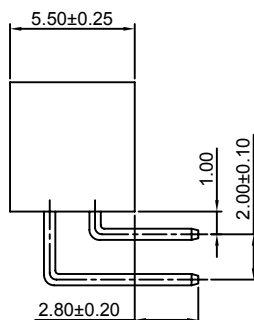
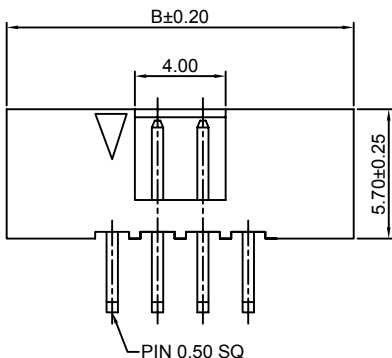
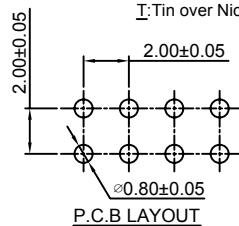
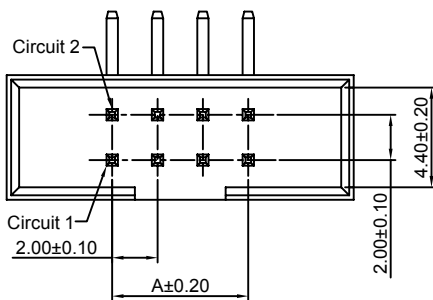
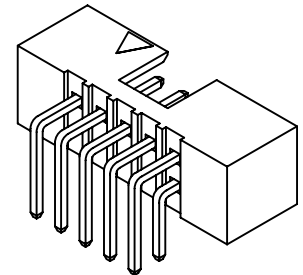
2.00mm Pitch 90° Dual Row Box Header

Reference Informations:

- *Material: Pin: Brass/Gold over Nickel
Insulator: PBT, UL94V-0
- *Mates with CJT A2005H-N-2xXP-B(D) series Dual Row Housing
- *Color: Black

Ordering Information:
A2005WR-N-2xXP - *** - ***
1 2 3

1. Part No.
2. Material:
(Blank): PBT, UL94V-0
6T: Nylon 6T, UL94V-0
GWT: Nylon 6T, UL94V-0, GWT 750 °C
3. Finish:
(blank): Gold-flash
G15: 15µin (0.38µm) MIN. Select Gold (Mating Area)
100µin (2.54µm) MIN. Select Tin
G30: 30µin (0.76µm) MIN. Select Gold (Mating Area)
100µin (2.54µm) MIN. Select Tin
T: Tin over Nickel



Ordering Information & Dimensions:

| PART NO. | Dimensions | | PART NO. | Dimensions | |
|----------|------------|-------|----------|------------|-------|
| | A | B | | A | B |
| 2x4P | 6.00 | 15.30 | 2x20P | 38.00 | 47.30 |
| 2x5P | 8.00 | 17.30 | 2x21P | 40.00 | 49.30 |
| 2x6P | 10.00 | 19.30 | 2x22P | 42.00 | 51.30 |
| 2x7P | 12.00 | 21.30 | 2x23P | 44.00 | 53.30 |
| 2x8P | 14.00 | 23.30 | 2x24P | 46.00 | 55.30 |
| 2x9P | 16.00 | 25.30 | 2x25P | 48.00 | 57.30 |
| 2x10P | 18.00 | 27.30 | 2x26P | 50.00 | 59.30 |
| 2x11P | 20.00 | 29.30 | 2x27P | 52.00 | 61.30 |
| 2x12P | 22.00 | 31.30 | 2x28P | 54.00 | 63.30 |
| 2x13P | 24.00 | 33.30 | 2x29P | 56.00 | 65.30 |
| 2x14P | 26.00 | 35.30 | 2x30P | 58.00 | 67.30 |
| 2x15P | 28.00 | 37.30 | 2x31P | 60.00 | 69.30 |
| 2x16P | 30.00 | 39.30 | 2x32P | 62.00 | 71.30 |
| 2x17P | 32.00 | 41.30 | 2x33P | 64.00 | 73.30 |
| 2x18P | 34.00 | 43.30 | 2x34P | 66.00 | 75.30 |
| 2x19P | 36.00 | 45.30 | | | |

Unit: mm

A2005WV-N-2xXP-A

2.00mm Pitch 180° Dual Row Box Header - A TYPE

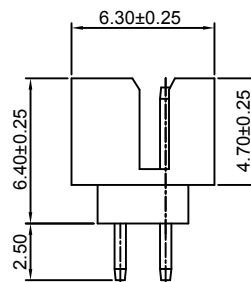
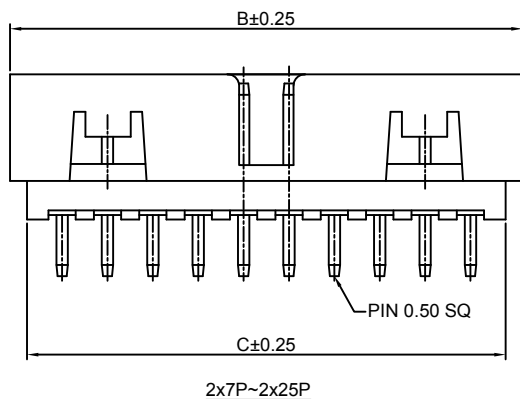
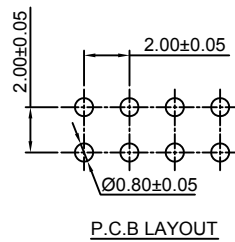
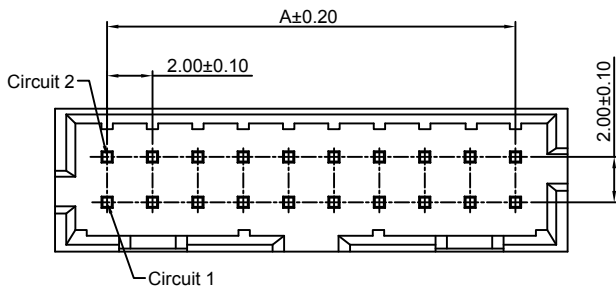
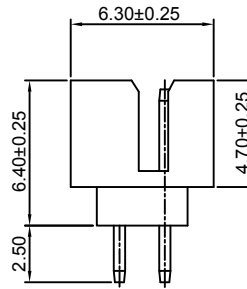
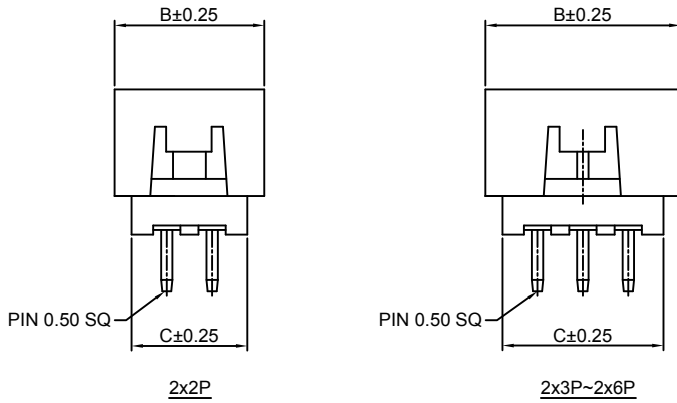
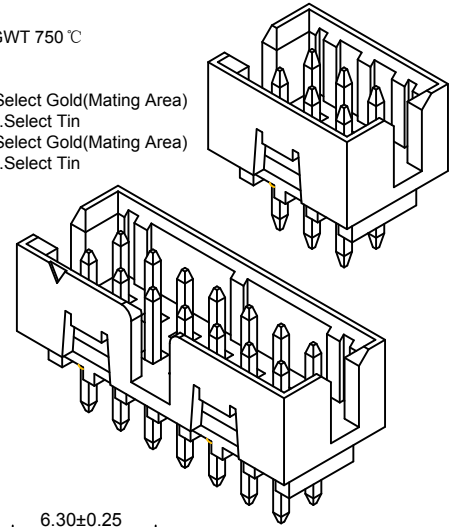
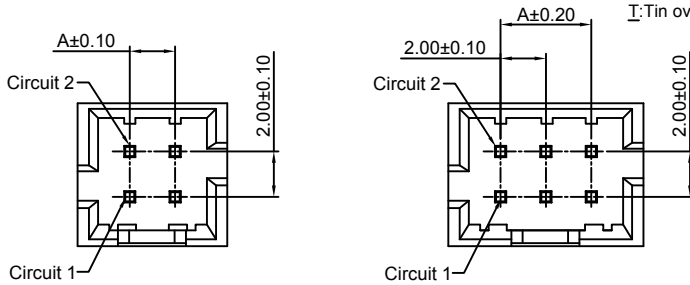
Reference Informations:

- *Material: Pin: Brass/Gold over Nickel
Insulator: Nylon 6T, UL94V-0
- *Mates with CJT A2005HB-N-2xXP-A(D) series Dual Row Housing
- *Color: Black

Ordering Information:

A2005WV-N-2xXP-A - *** - ***
1 2 3

1. Part No.
2. Material:
(Blank): Nylon 6T, UL94V-0
GWT: Nylon 6T, UL94V-0, GWT 750 °C
3. Finish:
(blank): Gold-flash
G15: 15µin (0.38µm) MIN. Select Gold (Mating Area)
100µin (2.54µm) MIN. Select Tin
G30: 30µin (0.76µm) MIN. Select Gold (Mating Area)
100µin (2.54µm) MIN. Select Tin
T: Tin over Nickel



Ordering Information & Dimensions:

| PART NO. | Dimensions | | |
|----------|------------|-------|-------|
| | A | B | C |
| 2x2P | 2.00 | 6.65 | 5.00 |
| 2x3P | 4.00 | 8.65 | 7.00 |
| 2x4P | 6.00 | 10.65 | 9.00 |
| 2x5P | 8.00 | 12.65 | 11.00 |
| 2x6P | 10.00 | 14.65 | 13.00 |
| 2x7P | 12.00 | 16.65 | 15.00 |
| 2x8P | 14.00 | 18.65 | 17.00 |
| 2x9P | 16.00 | 20.65 | 19.00 |
| 2x10P | 18.00 | 22.65 | 21.00 |
| 2x11P | 20.00 | 24.65 | 23.00 |
| 2x12P | 22.00 | 26.65 | 25.00 |
| 2x13P | 24.00 | 28.65 | 27.00 |
| 2x14P | 26.00 | 30.65 | 29.00 |
| 2x15P | 28.00 | 32.65 | 31.00 |
| 2x16P | 30.00 | 34.65 | 33.00 |
| 2x17P | 32.00 | 36.65 | 35.00 |
| 2x18P | 34.00 | 38.65 | 37.00 |
| 2x19P | 36.00 | 40.65 | 39.00 |
| 2x20P | 38.00 | 42.65 | 41.00 |
| 2x21P | 40.00 | 44.65 | 43.00 |
| 2x22P | 42.00 | 46.65 | 45.00 |
| 2x23P | 44.00 | 48.65 | 47.00 |
| 2x24P | 46.00 | 50.65 | 49.00 |
| 2x25P | 48.00 | 52.65 | 51.00 |

Unit: mm

A2005WV-N-2xXP-B ——— 2.00mm Pitch 180° Dual Row Box Header - B TYPE

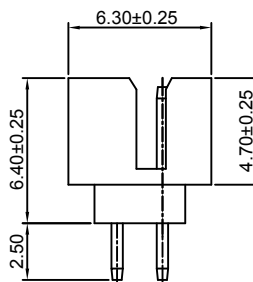
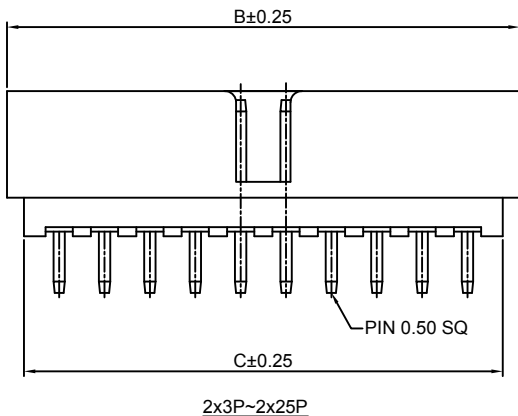
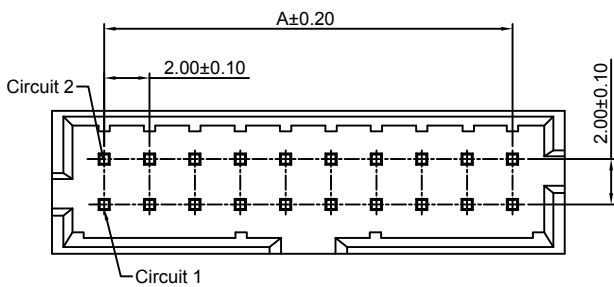
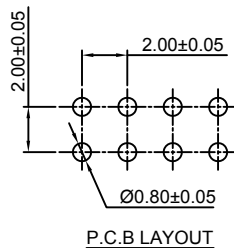
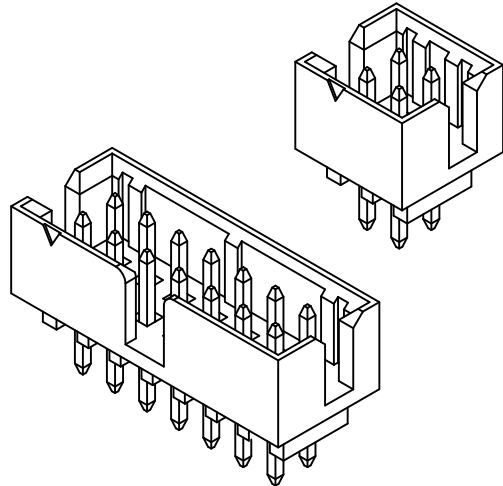
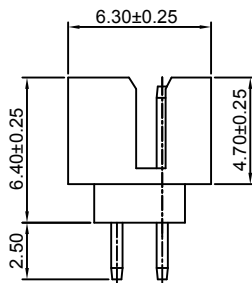
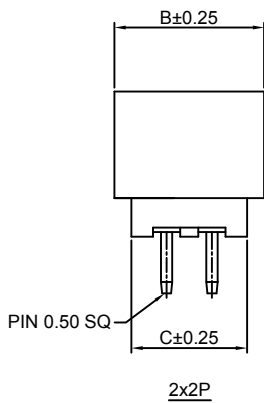
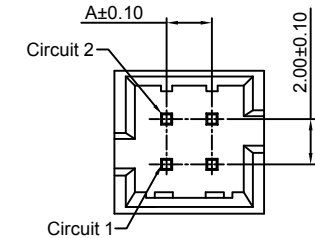
Reference Informations:

- *Material:Pin:Brass/Gold over Nickel
Insulator:Nylon 6T,UL94V-0
- *Mates with CJT A2005HB-N-2xXP-A(D,F) series Dual Row Housing
- *Color:Black

Ordering Information:

A2005WV-N-2xXP-B - *** - ***
1 2 3

- 1.Part No.
- 2.Material:
(Blank):Nylon 6T,UL94V-0
GWT:Nylon 6T,UL94V-0,GWT 750°C
- 3.Finish:
(blank):Gold-flash
G15:15µin (0.38µm) MIN.Select Gold(Mating Area)
100µin (2.54µm) MIN.Select Tin
G30:30µin (0.76µm) MIN.Select Gold(Mating Area)
100µin (2.54µm) MIN.Select Tin
T: Tin over Nickel



Ordering Information & Dimensions:

| PART NO. | Dimensions | | |
|----------|------------|-------|-------|
| | A | B | C |
| 2x2P | 2.00 | 6.65 | 5.00 |
| 2x3P | 4.00 | 8.65 | 7.00 |
| 2x4P | 6.00 | 10.65 | 9.00 |
| 2x5P | 8.00 | 12.65 | 11.00 |
| 2x6P | 10.00 | 14.65 | 13.00 |
| 2x7P | 12.00 | 16.65 | 15.00 |
| 2x8P | 14.00 | 18.65 | 17.00 |
| 2x9P | 16.00 | 20.65 | 19.00 |
| 2x10P | 18.00 | 22.65 | 21.00 |
| 2x11P | 20.00 | 24.65 | 23.00 |
| 2x12P | 22.00 | 26.65 | 25.00 |
| 2x13P | 24.00 | 28.65 | 27.00 |
| 2x14P | 26.00 | 30.65 | 29.00 |
| 2x15P | 28.00 | 32.65 | 31.00 |
| 2x16P | 30.00 | 34.65 | 33.00 |
| 2x17P | 32.00 | 36.65 | 35.00 |
| 2x18P | 34.00 | 38.65 | 37.00 |
| 2x19P | 36.00 | 40.65 | 39.00 |
| 2x20P | 38.00 | 42.65 | 41.00 |
| 2x21P | 40.00 | 44.65 | 43.00 |
| 2x22P | 42.00 | 46.65 | 45.00 |
| 2x23P | 44.00 | 48.65 | 47.00 |
| 2x24P | 46.00 | 50.65 | 49.00 |
| 2x25P | 48.00 | 52.65 | 51.00 |

Unit: mm

A2005WV-N-S-2xXP-A

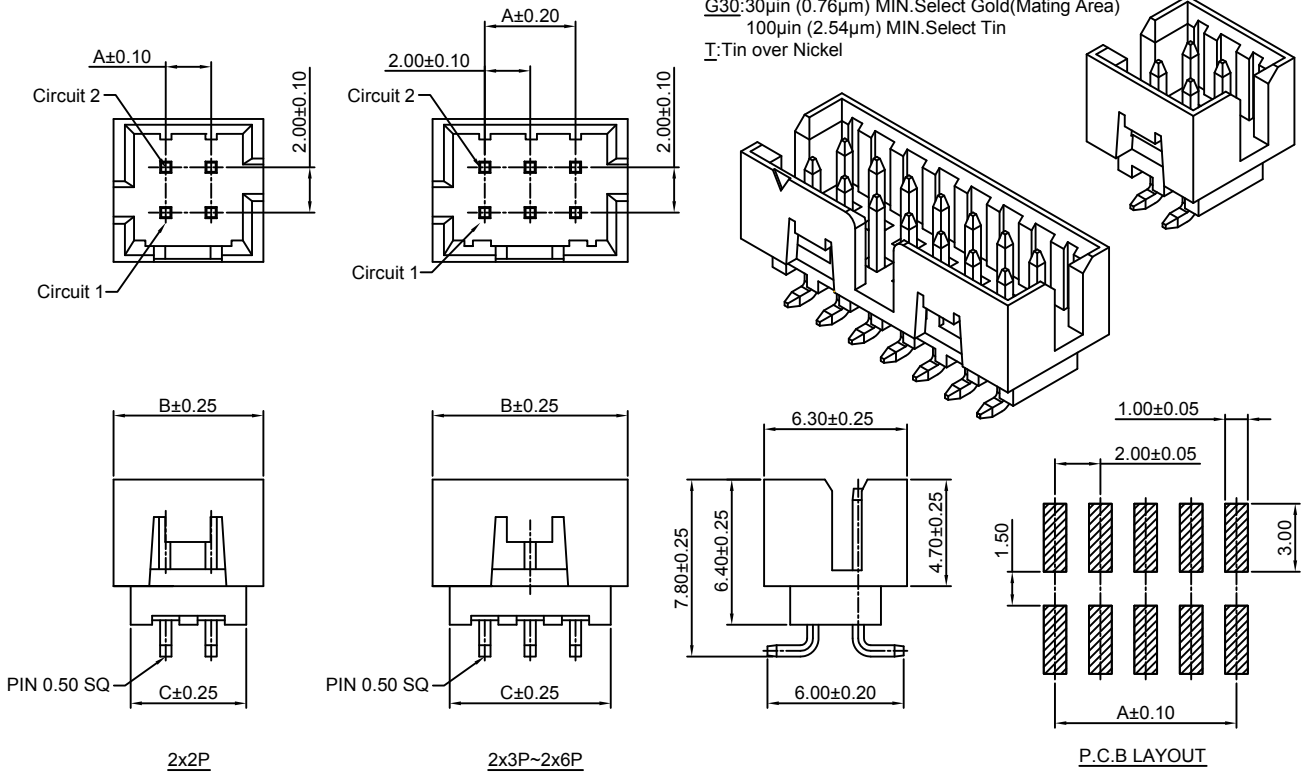
2.00mm Pitch 180° Dual Row Box Header - SMT A TYPE

Reference Informations:

- *Material: Pin: Brass/Gold over Nickel
Insulator: LCP, UL94V-0
- *Mates with CJT A2005HB-N-2xXP-A(B,C,D) series Dual Row Housing
- *Color: Black

Ordering Information:
A2005WV-N-S-2xXP-A - *** - ***
1 2 3

- Part No.
- Material:
(Blank): LCP, UL94V-0
6T: Nylon 6T, UL94V-0
GWT: LCP, UL94V-0, GWT 750°C
- Finish:
(blank): Gold-flash
G15: 15µm (0.38µm) MIN. Select Gold (Mating Area)
100µm (2.54µm) MIN. Select Tin
G30: 30µm (0.76µm) MIN. Select Gold (Mating Area)
100µm (2.54µm) MIN. Select Tin
T: Tin over Nickel



Ordering Information & Dimensions:

| PART NO. | Dimensions | | |
|----------|------------|-------|-------|
| | A | B | C |
| 2x2P | 2.00 | 6.65 | 5.00 |
| 2x3P | 4.00 | 8.65 | 7.00 |
| 2x4P | 6.00 | 10.65 | 9.00 |
| 2x5P | 8.00 | 12.65 | 11.00 |
| 2x6P | 10.00 | 14.65 | 13.00 |
| 2x7P | 12.00 | 16.65 | 15.00 |
| 2x8P | 14.00 | 18.65 | 17.00 |
| 2x9P | 16.00 | 20.65 | 19.00 |
| 2x10P | 18.00 | 22.65 | 21.00 |
| 2x11P | 20.00 | 24.65 | 23.00 |
| 2x12P | 22.00 | 26.65 | 25.00 |
| 2x13P | 24.00 | 28.65 | 27.00 |
| 2x14P | 26.00 | 30.65 | 29.00 |
| 2x15P | 28.00 | 32.65 | 31.00 |
| 2x16P | 30.00 | 34.65 | 33.00 |
| 2x17P | 32.00 | 36.65 | 35.00 |
| 2x18P | 34.00 | 38.65 | 37.00 |
| 2x19P | 36.00 | 40.65 | 39.00 |
| 2x20P | 38.00 | 42.65 | 41.00 |
| 2x21P | 40.00 | 44.65 | 43.00 |
| 2x22P | 42.00 | 46.65 | 45.00 |
| 2x23P | 44.00 | 48.65 | 47.00 |
| 2x24P | 46.00 | 50.65 | 49.00 |
| 2x25P | 48.00 | 52.65 | 51.00 |

Unit: mm

A2005WV-N-S-2xXP-B

2.00mm Pitch 180° Dual Row Box Header - SMT B TYPE

Reference Informations:

*Material:Pin:Brass/Gold over Nickel
Insulator:LCP,UL94V-0

*Mates with CJT A2005HB-N-2xXP-A(D,E,F) series Dual Row Housing

*Color:Black

Ordering Information:

A2005WV-N-S-2xXP-B - *** - ***
1 2 3

1.Part No.

2.Material:

(Blank):LCP,UL94V-0

6T:Nylon 6T,UL94V-0

GWT:LCP,UL94V-0,GWT 750°C

3.Finish:

(blank):Gold-flash

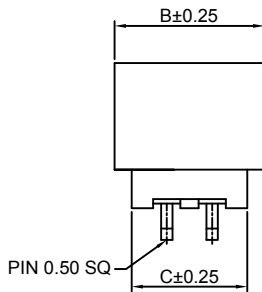
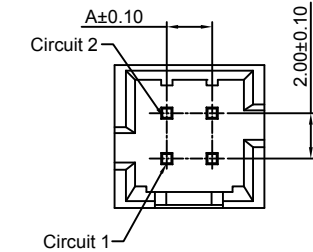
G15:15µm (0.38µm) MIN.Select Gold(Mating Area)

100µm (2.54µm) MIN.Select Tin

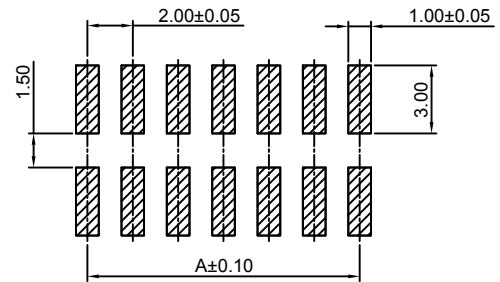
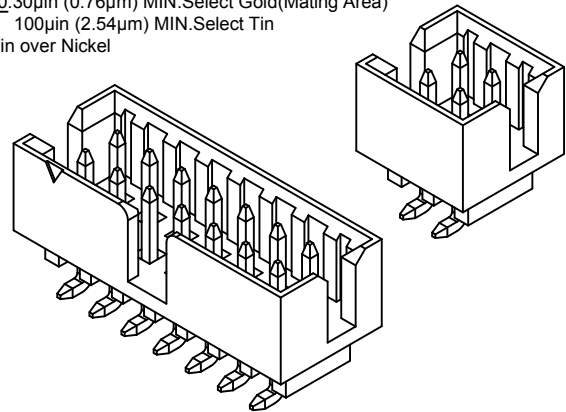
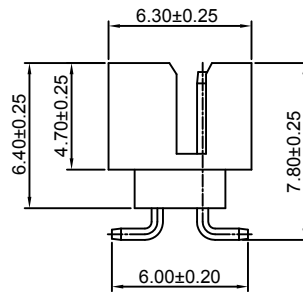
G30:30µm (0.76µm) MIN.Select Gold(Mating Area)

100µm (2.54µm) MIN.Select Tin

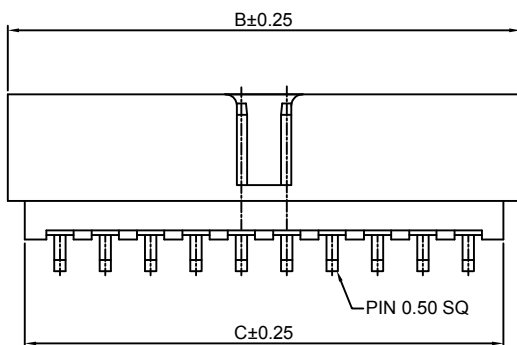
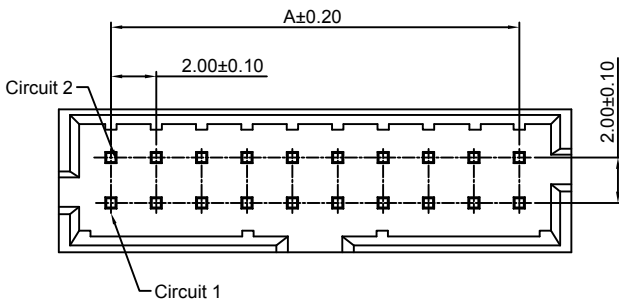
T:Tin over Nickel



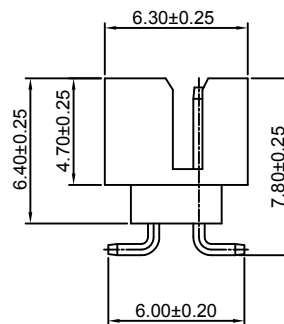
2x2P



P.C.B LAYOUT



2x3P~2x25P



Ordering Information & Dimensions:

| PART NO. | Dimensions | | |
|----------|------------|-------|-------|
| | A | B | C |
| 2x2P | 2.00 | 6.65 | 5.00 |
| 2x3P | 4.00 | 8.65 | 7.00 |
| 2x4P | 6.00 | 10.65 | 9.00 |
| 2x5P | 8.00 | 12.65 | 11.00 |
| 2x6P | 10.00 | 14.65 | 13.00 |
| 2x7P | 12.00 | 16.65 | 15.00 |
| 2x8P | 14.00 | 18.65 | 17.00 |
| 2x9P | 16.00 | 20.65 | 19.00 |
| 2x10P | 18.00 | 22.65 | 21.00 |
| 2x11P | 20.00 | 24.65 | 23.00 |
| 2x12P | 22.00 | 26.65 | 25.00 |
| 2x13P | 24.00 | 28.65 | 27.00 |
| 2x14P | 26.00 | 30.65 | 29.00 |
| 2x15P | 28.00 | 32.65 | 31.00 |
| 2x16P | 30.00 | 34.65 | 33.00 |
| 2x17P | 32.00 | 36.65 | 35.00 |
| 2x18P | 34.00 | 38.65 | 37.00 |
| 2x19P | 36.00 | 40.65 | 39.00 |
| 2x20P | 38.00 | 42.65 | 41.00 |
| 2x21P | 40.00 | 44.65 | 43.00 |
| 2x22P | 42.00 | 46.65 | 45.00 |
| 2x23P | 44.00 | 48.65 | 47.00 |
| 2x24P | 46.00 | 50.65 | 49.00 |
| 2x25P | 48.00 | 52.65 | 51.00 |

Unit: mm

A2005WV-N-S-F-2xXP-A

2.00mm Pitch 180° Dual Row Box Header - SMT A TYPE

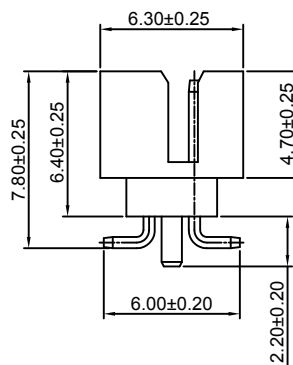
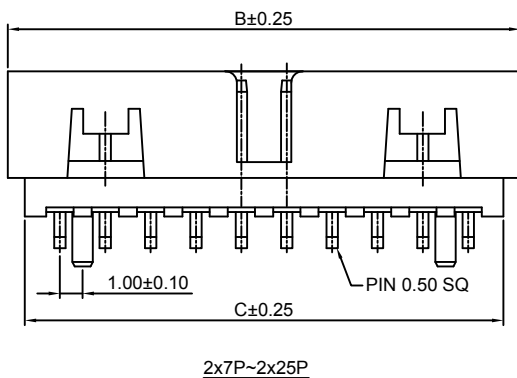
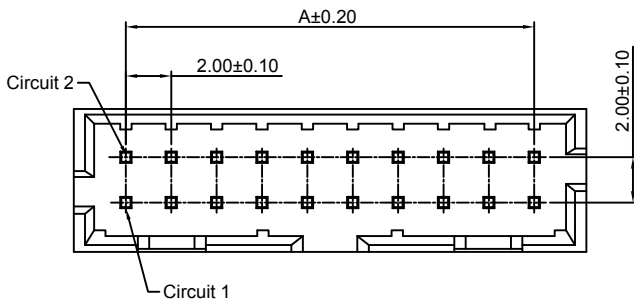
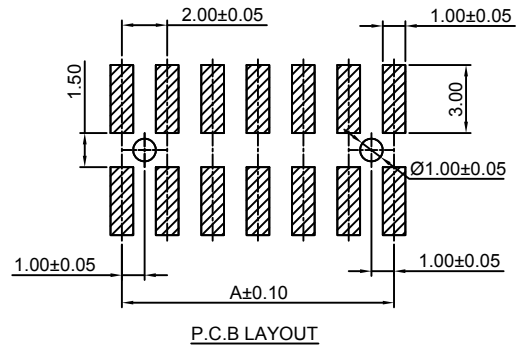
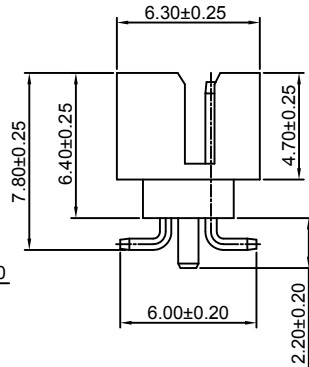
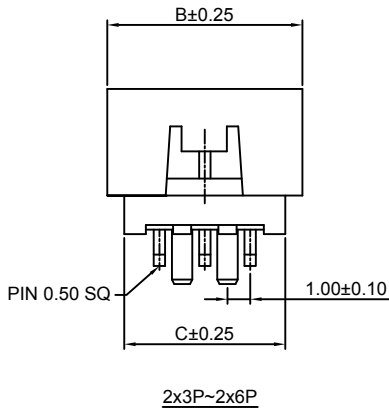
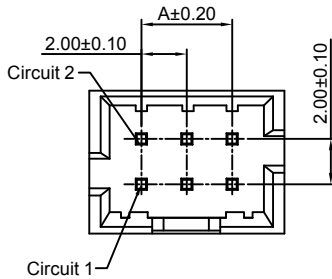
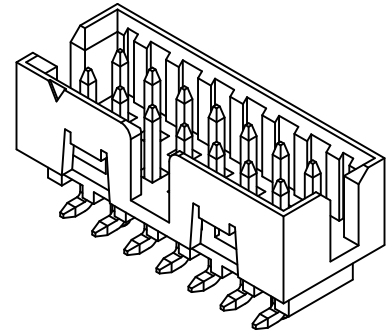
Reference Informations:

- *Material: Pin: Brass/Gold over Nickel
Insulator: LCP, UL94V-0
- *Mates with CJT A2005HB-N-2xXP-A(D) series Dual Row Housing
- *Color: Black

Ordering Information:

A2005WV-N-S-F-2xXP-A - *** - ***
1 2 3

- Part No.
- Material:
(Blank): LCP, UL94V-0
6T: Nylon 6T, UL94V-0
GWT: LCP, UL94V-0, GWT 750°C
- Finish:
(blank): Gold-flash
G15: 15µin (0.38µm) MIN. Select Gold (Mating Area)
100µin (2.54µm) MIN. Select Tin
G30: 30µin (0.76µm) MIN. Select Gold (Mating Area)
100µin (2.54µm) MIN. Select Tin
T: Tin over Nickel



Ordering Information & Dimensions:

| PART NO. | Dimensions | | |
|----------|------------|-------|-------|
| | A | B | C |
| 2x3P | 4.00 | 8.65 | 7.00 |
| 2x4P | 6.00 | 10.65 | 9.00 |
| 2x5P | 8.00 | 12.65 | 11.00 |
| 2x6P | 10.00 | 14.65 | 13.00 |
| 2x7P | 12.00 | 16.65 | 15.00 |
| 2x8P | 14.00 | 18.65 | 17.00 |
| 2x9P | 16.00 | 20.65 | 19.00 |
| 2x10P | 18.00 | 22.65 | 21.00 |
| 2x11P | 20.00 | 24.65 | 23.00 |
| 2x12P | 22.00 | 26.65 | 25.00 |
| 2x13P | 24.00 | 28.65 | 27.00 |
| 2x14P | 26.00 | 30.65 | 29.00 |
| 2x15P | 28.00 | 32.65 | 31.00 |
| 2x16P | 30.00 | 34.65 | 33.00 |
| 2x17P | 32.00 | 36.65 | 35.00 |
| 2x18P | 34.00 | 38.65 | 37.00 |
| 2x19P | 36.00 | 40.65 | 39.00 |
| 2x20P | 38.00 | 42.65 | 41.00 |
| 2x21P | 40.00 | 44.65 | 43.00 |
| 2x22P | 42.00 | 46.65 | 45.00 |
| 2x23P | 44.00 | 48.65 | 47.00 |
| 2x24P | 46.00 | 50.65 | 49.00 |
| 2x25P | 48.00 | 52.65 | 51.00 |

Unit: mm

A2005WV-N-S-F-2xXP-B

2.00mm Pitch 180° Dual Row Box Header - SMT B TYPE

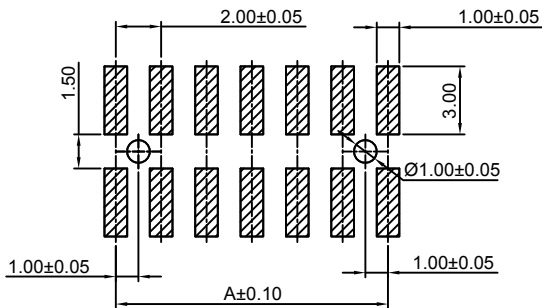
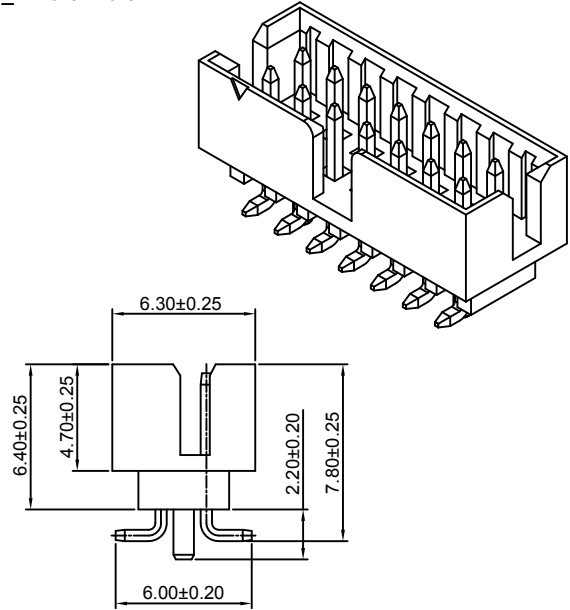
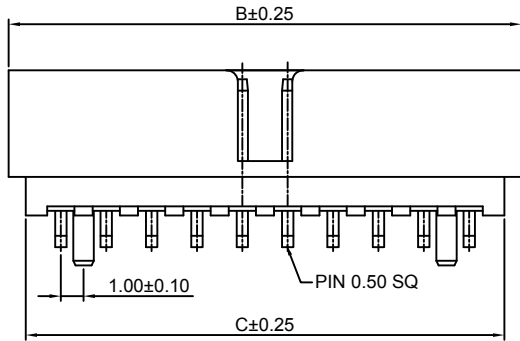
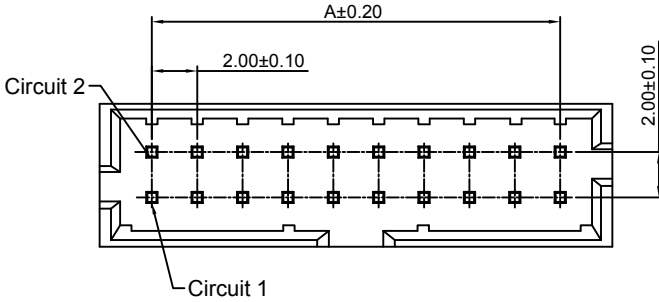
Reference Informations:

- *Material: Pin: Brass/Gold over Nickel
Insulator: LCP, UL94V-0
- *Mates with CJT A2005HB-N-2xXP-A(D,E,F) series Dual Row Housing
- *Color: Black

Ordering Information:

A2005WV-N-S-F-2xXP-B - $\frac{***}{2} - \frac{***}{3}$

1. Part No.
2. Material:
(Blank): LCP, UL94V-0
6T: Nylon 6T, UL94V-0
GWT: LCP, UL94V-0, GWT 750 °C
3. Finish:
(blank): Gold-flash
G15: 15µin (0.38µm) MIN. Select Gold (Mating Area)
100µin (2.54µm) MIN. Select Tin
G30: 30µin (0.76µm) MIN. Select Gold (Mating Area)
100µin (2.54µm) MIN. Select Tin
T: Tin over Nickel



P.C.B LAYOUT

Ordering Information & Dimensions:

| PART NO. | Dimensions | | |
|----------|------------|-------|-------|
| | A | B | C |
| 2x3P | 4.00 | 8.65 | 7.00 |
| 2x4P | 6.00 | 10.65 | 9.00 |
| 2x5P | 8.00 | 12.65 | 11.00 |
| 2x6P | 10.00 | 14.65 | 13.00 |
| 2x7P | 12.00 | 16.65 | 15.00 |
| 2x8P | 14.00 | 18.65 | 17.00 |
| 2x9P | 16.00 | 20.65 | 19.00 |
| 2x10P | 18.00 | 22.65 | 21.00 |
| 2x11P | 20.00 | 24.65 | 23.00 |
| 2x12P | 22.00 | 26.65 | 25.00 |
| 2x13P | 24.00 | 28.65 | 27.00 |
| 2x14P | 26.00 | 30.65 | 29.00 |
| 2x15P | 28.00 | 32.65 | 31.00 |
| 2x16P | 30.00 | 34.65 | 33.00 |
| 2x17P | 32.00 | 36.65 | 35.00 |
| 2x18P | 34.00 | 38.65 | 37.00 |
| 2x19P | 36.00 | 40.65 | 39.00 |
| 2x20P | 38.00 | 42.65 | 41.00 |
| 2x21P | 40.00 | 44.65 | 43.00 |
| 2x22P | 42.00 | 46.65 | 45.00 |
| 2x23P | 44.00 | 48.65 | 47.00 |
| 2x24P | 46.00 | 50.65 | 49.00 |
| 2x25P | 48.00 | 52.65 | 51.00 |

Unit: mm

A2005WR-N-2xXP-A

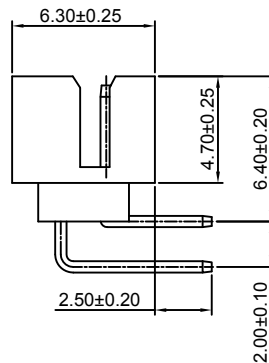
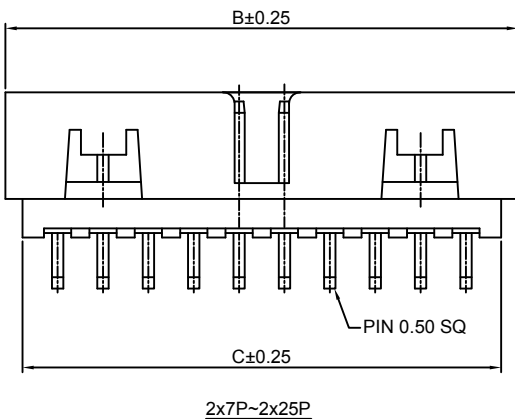
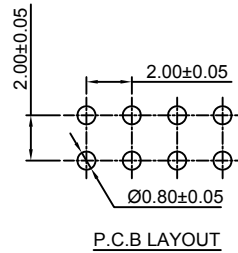
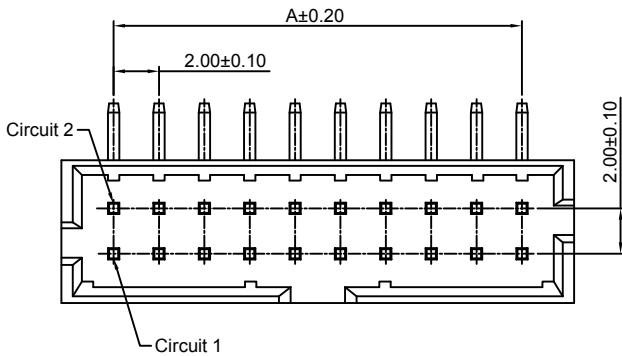
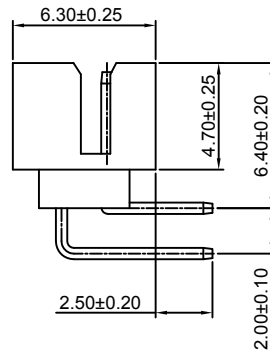
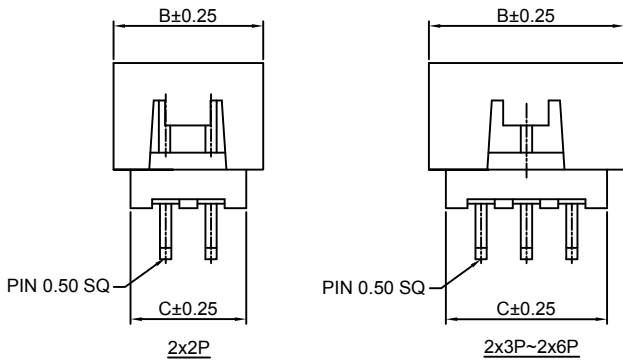
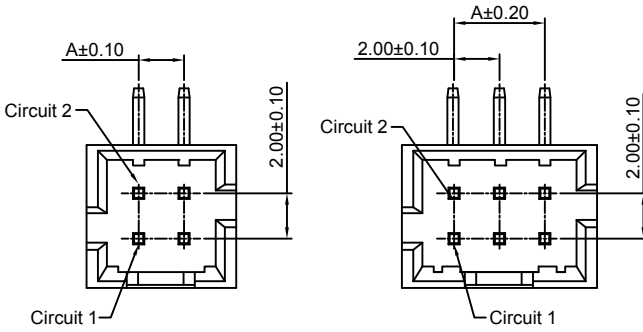
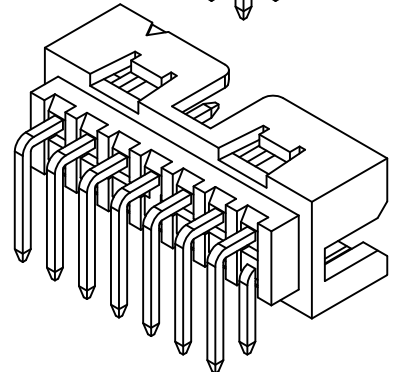
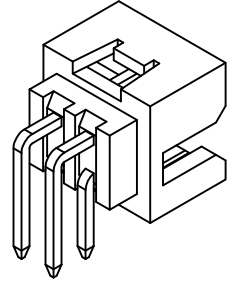
2.00mm Pitch 90° Dual Row Box Header - A TYPE

Reference Informations:

- *Material: Pin: Brass/Gold over Nickel
Insulator: Nylon 6T, UL94V-0
- *Mates with CJT A2005HB-N-2xXP-A(B,C,D) series Dual Row Housing
- *Color: Black

Ordering Information:
A2005WR-N-2xXP-A - *** - ***
1 2 3

- Part No.
- Material:
(Blank): Nylon 6T, UL94V-0
GWT: Nylon 6T, UL94V-0, GWT 750 °C
- Finish:
(blank): Gold-flash
G15: 15µm (0.38µm) MIN. Select Gold (Mating Area)
100µm (2.54µm) MIN. Select Tin
G30: 30µm (0.76µm) MIN. Select Gold (Mating Area)
100µm (2.54µm) MIN. Select Tin
T: Tin over Nickel



Ordering Information & Dimensions:

| PART NO. | Dimensions | | |
|----------|------------|-------|-------|
| | A | B | C |
| 2x2P | 2.00 | 6.65 | 5.00 |
| 2x3P | 4.00 | 8.65 | 7.00 |
| 2x4P | 6.00 | 10.65 | 9.00 |
| 2x5P | 8.00 | 12.65 | 11.00 |
| 2x6P | 10.00 | 14.65 | 13.00 |
| 2x7P | 12.00 | 16.65 | 15.00 |
| 2x8P | 14.00 | 18.65 | 17.00 |
| 2x9P | 16.00 | 20.65 | 19.00 |
| 2x10P | 18.00 | 22.65 | 21.00 |
| 2x11P | 20.00 | 24.65 | 23.00 |
| 2x12P | 22.00 | 26.65 | 25.00 |
| 2x13P | 24.00 | 28.65 | 27.00 |
| 2x14P | 26.00 | 30.65 | 29.00 |
| 2x15P | 28.00 | 32.65 | 31.00 |
| 2x16P | 30.00 | 34.65 | 33.00 |
| 2x17P | 32.00 | 36.65 | 35.00 |
| 2x18P | 34.00 | 38.65 | 37.00 |
| 2x19P | 36.00 | 40.65 | 39.00 |
| 2x20P | 38.00 | 42.65 | 41.00 |
| 2x21P | 40.00 | 44.65 | 43.00 |
| 2x22P | 42.00 | 46.65 | 45.00 |
| 2x23P | 44.00 | 48.65 | 47.00 |
| 2x24P | 46.00 | 50.65 | 49.00 |
| 2x25P | 48.00 | 52.65 | 51.00 |

Unit: mm

A2005WR-N-2xXP-B

2.00mm Pitch 90° Dual Row Box Header - B TYPE

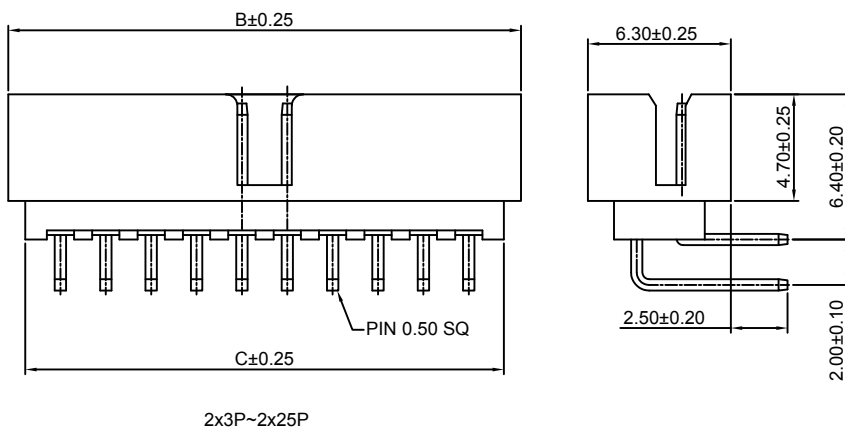
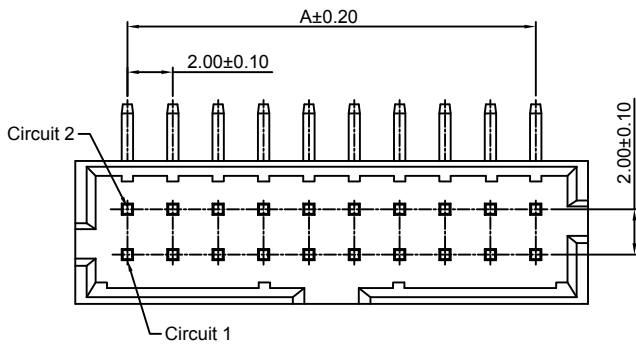
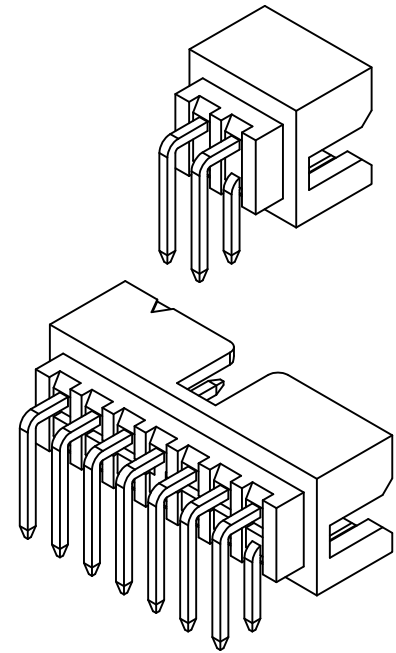
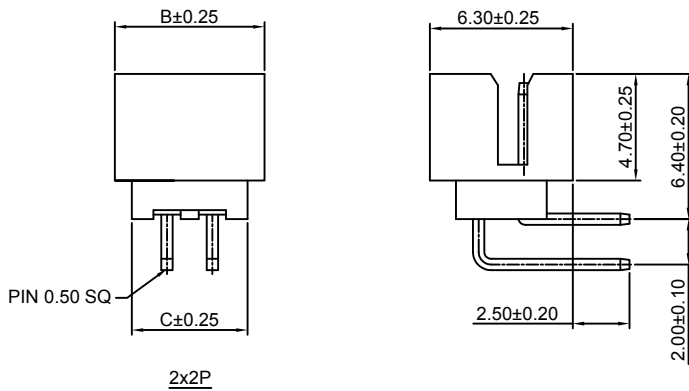
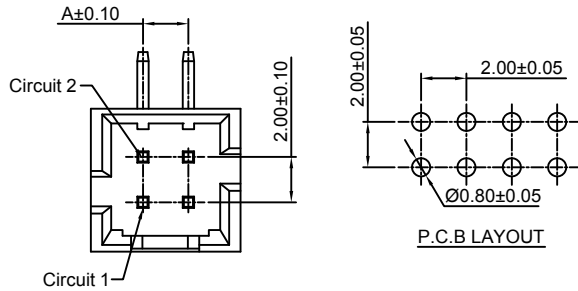
Reference Informations:

- *Material:Pin:Brass/Gold over Nickel
Insulator:Nylon 6T,UL94V-0
- *Mates with CJT A2005HB-N-2xXP-A(D,F) series Dual Row Housing
- *Color:Black

Ordering Information:

A2005WR-N-2xXP-B - *** - ***
1 2 3

- 1.Part No.
- 2.Material:
(Blank):Nylon 6T,UL94V-0
GWT:Nylon 6T,UL94V-0,GWT 750 °C
- 3.Finish:
(blank):Gold-flash
G15:15µin (0.38µm) MIN.Select Gold(Mating Area)
100µin (2.54µm) MIN.Select Tin
G30:30µin (0.76µm) MIN.Select Gold(Mating Area)
100µin (2.54µm) MIN.Select Tin
T: Tin over Nickel



Ordering Information & Dimensions:

| PART NO. | Dimensions | | |
|----------|------------|-------|-------|
| | A | B | C |
| 2x2P | 2.00 | 6.65 | 5.00 |
| 2x3P | 4.00 | 8.65 | 7.00 |
| 2x4P | 6.00 | 10.65 | 9.00 |
| 2x5P | 8.00 | 12.65 | 11.00 |
| 2x6P | 10.00 | 14.65 | 13.00 |
| 2x7P | 12.00 | 16.65 | 15.00 |
| 2x8P | 14.00 | 18.65 | 17.00 |
| 2x9P | 16.00 | 20.65 | 19.00 |
| 2x10P | 18.00 | 22.65 | 21.00 |
| 2x11P | 20.00 | 24.65 | 23.00 |
| 2x12P | 22.00 | 26.65 | 25.00 |
| 2x13P | 24.00 | 28.65 | 27.00 |
| 2x14P | 26.00 | 30.65 | 29.00 |
| 2x15P | 28.00 | 32.65 | 31.00 |
| 2x16P | 30.00 | 34.65 | 33.00 |
| 2x17P | 32.00 | 36.65 | 35.00 |
| 2x18P | 34.00 | 38.65 | 37.00 |
| 2x19P | 36.00 | 40.65 | 39.00 |
| 2x20P | 38.00 | 42.65 | 41.00 |
| 2x21P | 40.00 | 44.65 | 43.00 |
| 2x22P | 42.00 | 46.65 | 45.00 |
| 2x23P | 44.00 | 48.65 | 47.00 |
| 2x24P | 46.00 | 50.65 | 49.00 |
| 2x25P | 48.00 | 52.65 | 51.00 |

Unit: mm

A2005WV-N-2xXP-FI

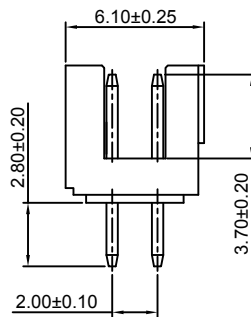
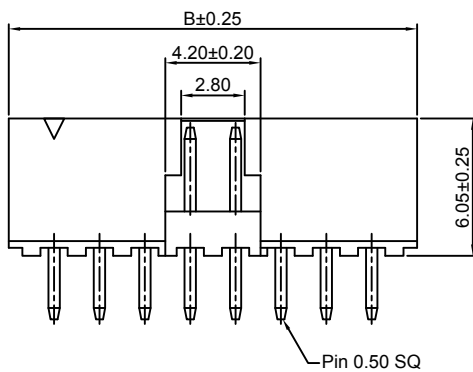
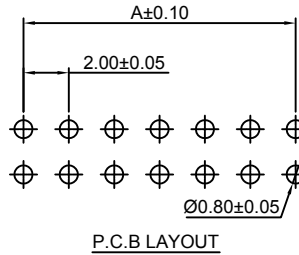
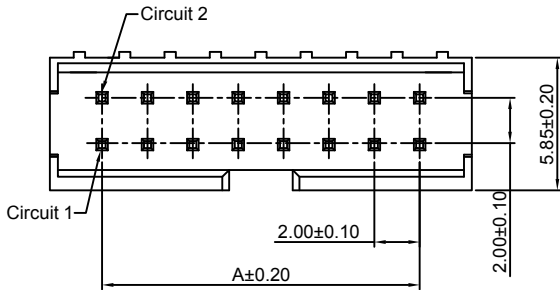
2.00mm Pitch 180° Dual Row Box Header

Reference Informations:

- *Material: Pin: Brass/Gold over Nickel
Insulator: Nylon 9T, UL94V-0
- *Mates with CJT A2005HB-N-2xXP-FI series Dual Row Housing
- *Color: Black

Ordering Information:
A2005WV-N-2xXP-FI - *** - ** - ***
1 2 3 4

- Part No.
- Material:
(Blank): Nylon 9T, UL94V-0
6T: Nylon 6T, UL94V-0
GWT: Nylon 6T, UL94V-0, GWT 750 °C
- Color:
(Blank): Black
IV: Ivory
- Finish:
(blank): Gold-flash
G15: 15µin (0.38µm) MIN. Select Gold (Mating Area)
100µin (2.54µm) MIN. Select Tin
G30: 30µin (0.76µm) MIN. Select Gold (Mating Area)
100µin (2.54µm) MIN. Select Tin
T: Tin over Nickel



Ordering Information & Dimensions:

| PART NO. | Dimensions | |
|----------|------------|-------|
| | A | B |
| 2x5P | 8.00 | 12.00 |
| 2x7P | 12.00 | 16.00 |
| 2x8P | 14.00 | 18.00 |
| 2x10P | 18.00 | 22.00 |
| 2x13P | 24.00 | 28.00 |
| 2x15P | 28.00 | 32.00 |
| 2x17P | 32.00 | 36.00 |
| 2x20P | 36.00 | 42.00 |
| 2x22P | 42.00 | 46.00 |
| 2x25P | 48.00 | 52.00 |
| 2x30P | 58.00 | 62.00 |

Unit: mm

A2005WR-N-2xXP-FI

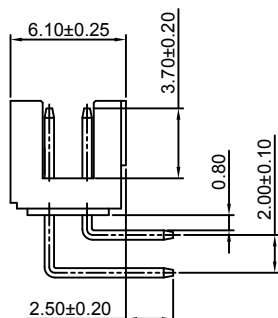
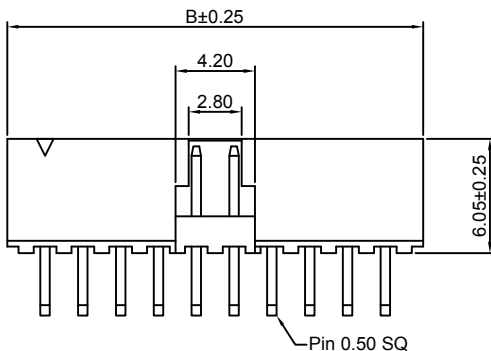
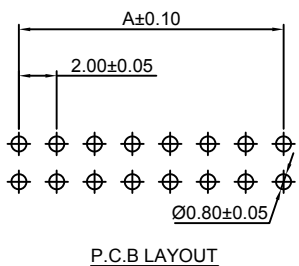
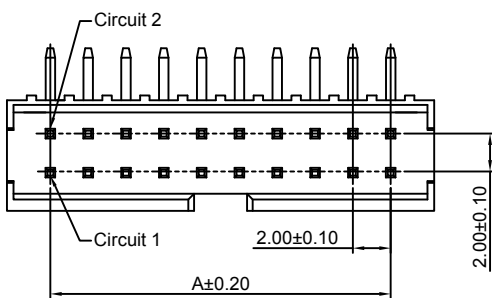
2.00mm Pitch 90° Dual Row Box Header

Reference Informations:

- *Material: Pin: Brass/Gold over Nickel
Insulator: Nylon 9T, UL94V-0
- *Mates with CJT A2005HB-N-2xXP-FI series Dual Row Housing
- *Color: Black

Ordering Information:
A2005WR-N-2xXP-FI - *** - ** - ***
1 2 3 4

- Part No.
- Material:
(Blank): Nylon 9T, UL94V-0
6T: Nylon 6T, UL94V-0
GWT: Nylon 6T, UL94V-0, GWT 750 °C
- Color:
(Blank): Black
IV: Ivory
- Finish:
(blank): Gold-flash
G15: 15µin (0.38µm) MIN. Select Gold (Mating Area)
100µin (2.54µm) MIN. Select Tin
G30: 30µin (0.76µm) MIN. Select Gold (Mating Area)
100µin (2.54µm) MIN. Select Tin
T: Tin over Nickel



Ordering Information & Dimensions:

| PART NO. | Dimensions | |
|----------|------------|-------|
| | A | B |
| 2x5P | 8.00 | 12.00 |
| 2x7P | 12.00 | 16.00 |
| 2x8P | 14.00 | 18.00 |
| 2x10P | 18.00 | 22.00 |
| 2x13P | 24.00 | 28.00 |
| 2x15P | 28.00 | 32.00 |
| 2x17P | 32.00 | 36.00 |
| 2x20P | 36.00 | 42.00 |
| 2x22P | 42.00 | 46.00 |
| 2x25P | 48.00 | 52.00 |
| 2x30P | 58.00 | 62.00 |

Unit: mm

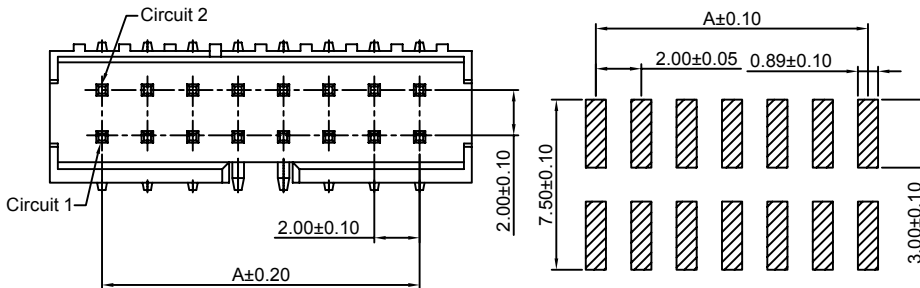
A2005WV-N-S-2xXP-FI

2.00mm Pitch 180° Dual Row Box Header - SMT TYPE

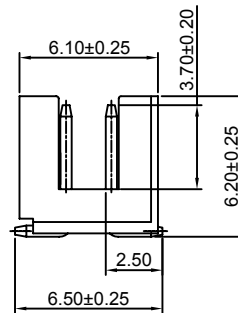
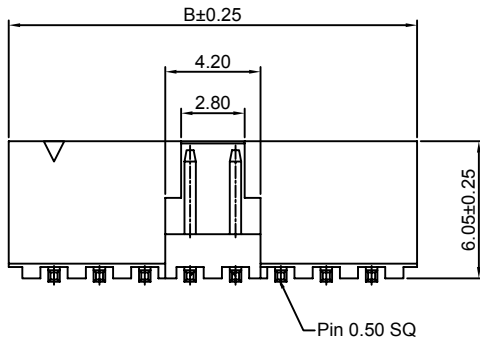
Reference Informations:

- *Material: Pin: Brass/Gold over Nickel
Insulator: Nylon 9T, UL94V-0
- *Mates with CJT A2005HB-N-2xXP-FI series Dual Row Housing
- *Color: Black

- Ordering Information:
A2005WV-N-S-2xXP-FI - *** - ** - ***
1 2 3 4
1. Part No.
 2. Material:
(Blank): Nylon 9T, UL94V-0
6T: Nylon 6T, UL94V-0
GWT: Nylon 6T, UL94V-0, GWT 750 °C
 3. Color:
(Blank): Black
IV: Ivory
 4. Finish:
(blank): Gold-flash
G15: 15µin (0.38µm) MIN. Select Gold (Mating Area)
100µin (2.54µm) MIN. Select Tin
G30: 30µin (0.76µm) MIN. Select Gold (Mating Area)
100µin (2.54µm) MIN. Select Tin
T: Tin over Nickel



P.C.B LAYOUT



Ordering Information & Dimensions:

| PART NO. | Dimensions | |
|----------|------------|-------|
| | A | B |
| 2x5P | 8.00 | 12.00 |
| 2x7P | 12.00 | 16.00 |
| 2x8P | 14.00 | 18.00 |
| 2x10P | 18.00 | 22.00 |
| 2x13P | 24.00 | 28.00 |
| 2x15P | 28.00 | 32.00 |
| 2x17P | 32.00 | 36.00 |
| 2x20P | 36.00 | 42.00 |
| 2x22P | 42.00 | 46.00 |
| 2x25P | 48.00 | 52.00 |
| 2x30P | 58.00 | 62.00 |

Unit: mm

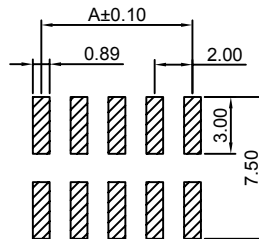
A2005WV-N-S-2xXP

2.00mm Pitch 180° Dual Row Box Header - SMT TYPE

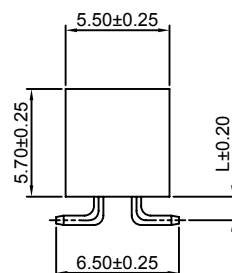
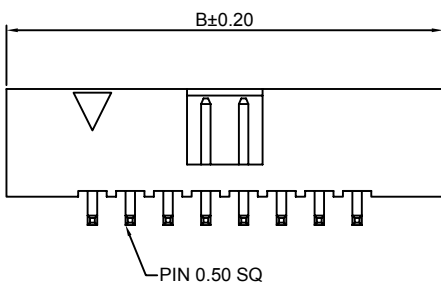
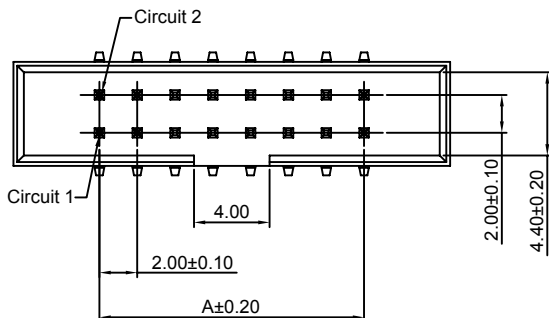
Reference Informations:

- *Material: Pin: Brass/Gold over Nickel
Insulator: Nylon 6T, UL94V-0
- *Mates with CJT A2005H-N-2xXP-B(D) series Dual Row Housing
- *Color: Black

- Ordering Information:
A2005WV-N-S-2xXP - *** - *** - ***
1 2 3 4
1. Part No.
 2. Size(L):
(Blank): 1.25mm
L08: 0.80mm
 3. Material:
(Blank): Nylon 6T, UL94V-0
GWT: Nylon 6T, UL94V-0, GWT 750 °C
 4. Finish:
(blank): Gold-flash
G15: 15µin (0.38µm) MIN. Select Gold (Mating Area)
100µin (2.54µm) MIN. Select Tin
G30: 30µin (0.76µm) MIN. Select Gold (Mating Area)
100µin (2.54µm) MIN. Select Tin
T: Tin over Nickel



P.C.B LAYOUT



Ordering Information & Dimensions:

| PART NO. | Dimensions | | PART NO. | Dimensions | |
|----------|------------|-------|----------|------------|-------|
| | A | B | | A | B |
| 2x4P | 6.00 | 15.30 | 2x20P | 38.00 | 47.30 |
| 2x5P | 8.00 | 17.30 | 2x21P | 40.00 | 49.30 |
| 2x6P | 10.00 | 19.30 | 2x22P | 42.00 | 51.30 |
| 2x7P | 12.00 | 21.30 | 2x23P | 44.00 | 53.30 |
| 2x8P | 14.00 | 23.30 | 2x24P | 46.00 | 55.30 |
| 2x9P | 16.00 | 25.30 | 2x25P | 48.00 | 57.30 |
| 2x10P | 18.00 | 27.30 | 2x26P | 50.00 | 59.30 |
| 2x11P | 20.00 | 29.30 | 2x27P | 52.00 | 61.30 |
| 2x12P | 22.00 | 31.30 | 2x28P | 54.00 | 63.30 |
| 2x13P | 24.00 | 33.30 | 2x29P | 56.00 | 65.30 |
| 2x14P | 26.00 | 35.30 | 2x30P | 58.00 | 67.30 |
| 2x15P | 28.00 | 37.30 | 2x31P | 60.00 | 69.30 |
| 2x16P | 30.00 | 39.30 | 2x32P | 62.00 | 71.30 |
| 2x17P | 32.00 | 41.30 | 2x33P | 64.00 | 73.30 |
| 2x18P | 34.00 | 43.30 | 2x34P | 66.00 | 75.30 |
| 2x19P | 36.00 | 45.30 | | | |

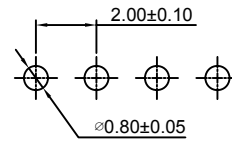
Unit: mm

A2005WV-XP

2.00mm pitch 180° Single Row Pin Header

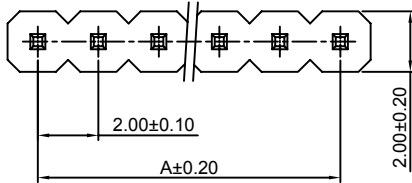
Reference Informations:

- *Material: Pin: Brass/Gold over Nickel
Insulator: PBT, UL94V-0
- *Mates with CJT A2005 series Single Row Female Header
- *Optional Dim. available but MOQ requested
- *Color: Black

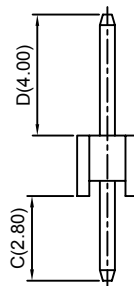
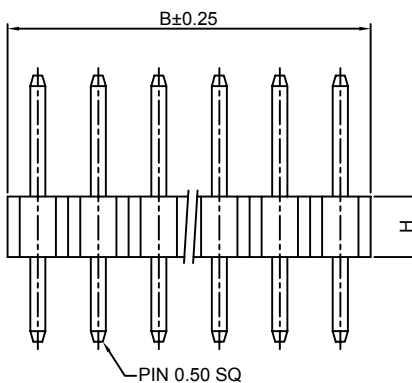


P.C.B LAYOUT

Ordering Information:
A2005WV-XP - *** - *** - ***
1 2 3 4



- Part No.
- Type(H):
(Blank): 2.00mm
H15: 1.50mm
- Material:
(Blank): PBT, UL94V-0
6T: Nylon 6T, UL94V-0
GWT: Nylon 6T, UL94V-0, GWT 750 °C
- Finish:
(blank): Gold-flash
G15: 15µm (0.38µm) MIN. Select Gold (Mating Area)
100µm (2.54µm) MIN. Select Tin
G30: 30µm (0.76µm) MIN. Select Gold (Mating Area)
100µm (2.54µm) MIN. Select Tin
T: Tin over Nickel



Ordering Information & Dimensions:

| PART NO. | Dimensions | | PART NO. | Dimensions | |
|----------|------------|-------|----------|------------|-------|
| | A | B | | A | B |
| 1P | ---- | 2.00 | 21P | 40.00 | 42.00 |
| 2P | 2.00 | 4.00 | 22P | 42.00 | 44.00 |
| 3P | 4.00 | 6.00 | 23P | 44.00 | 46.00 |
| 4P | 6.00 | 8.00 | 24P | 46.00 | 48.00 |
| 5P | 8.00 | 10.00 | 25P | 48.00 | 50.00 |
| 6P | 10.00 | 12.00 | 26P | 50.00 | 52.00 |
| 7P | 12.00 | 14.00 | 27P | 52.00 | 54.00 |
| 8P | 14.00 | 16.00 | 28P | 54.00 | 56.00 |
| 9P | 16.00 | 18.00 | 29P | 56.00 | 58.00 |
| 10P | 18.00 | 20.00 | 30P | 58.00 | 60.00 |
| 11P | 20.00 | 22.00 | 31P | 60.00 | 62.00 |
| 12P | 22.00 | 24.00 | 32P | 62.00 | 64.00 |
| 13P | 24.00 | 26.00 | 33P | 64.00 | 66.00 |
| 14P | 26.00 | 28.00 | 34P | 66.00 | 68.00 |
| 15P | 28.00 | 30.00 | 35P | 68.00 | 70.00 |
| 16P | 30.00 | 32.00 | 36P | 70.00 | 72.00 |
| 17P | 32.00 | 34.00 | 37P | 72.00 | 74.00 |
| 18P | 34.00 | 36.00 | 38P | 74.00 | 76.00 |
| 19P | 36.00 | 38.00 | 39P | 76.00 | 78.00 |
| 20P | 38.00 | 40.00 | 40P | 78.00 | 80.00 |

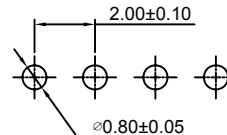
Unit: mm

A2005WR-XP

2.00mm pitch 90° Single Row Pin Header

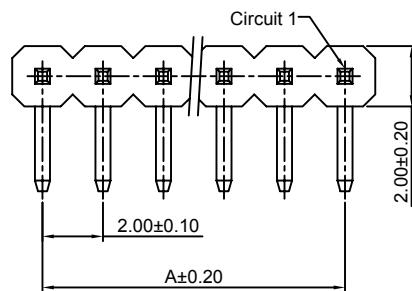
Reference Informations:

- *Material: Pin: Brass/Gold over Nickel
Insulator: PBT, UL94V-0
- *Mates with CJT A2005 series Single Row Female Header
- *Optional Dim. available but MOQ requested
- *Color: Black

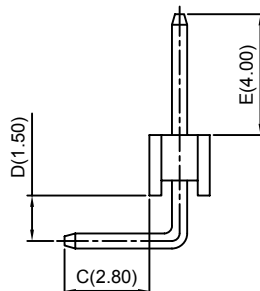
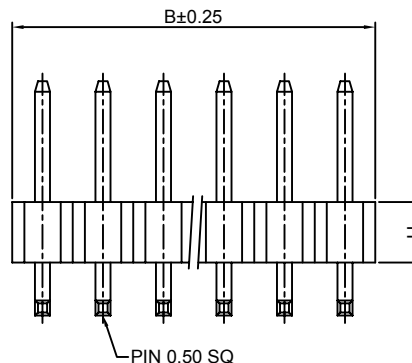


P.C.B LAYOUT

Ordering Information:
A2005WR-XP - *** - *** - ***
1 2 3 4



- Part No.
- Type(H):
(Blank): 2.00mm
H15: 1.50mm
- Material:
(Blank): PBT, UL94V-0
6T: Nylon 6T, UL94V-0
GWT: Nylon 6T, UL94V-0, GWT 750 °C
- Finish:
(blank): Gold-flash
G15: 15µm (0.38µm) MIN. Select Gold (Mating Area)
100µm (2.54µm) MIN. Select Tin
G30: 30µm (0.76µm) MIN. Select Gold (Mating Area)
100µm (2.54µm) MIN. Select Tin
T: Tin over Nickel



Ordering Information & Dimensions:

| PART NO. | Dimensions | | PART NO. | Dimensions | |
|----------|------------|-------|----------|------------|-------|
| | A | B | | A | B |
| 1P | ---- | 2.00 | 21P | 40.00 | 42.00 |
| 2P | 2.00 | 4.00 | 22P | 42.00 | 44.00 |
| 3P | 4.00 | 6.00 | 23P | 44.00 | 46.00 |
| 4P | 6.00 | 8.00 | 24P | 46.00 | 48.00 |
| 5P | 8.00 | 10.00 | 25P | 48.00 | 50.00 |
| 6P | 10.00 | 12.00 | 26P | 50.00 | 52.00 |
| 7P | 12.00 | 14.00 | 27P | 52.00 | 54.00 |
| 8P | 14.00 | 16.00 | 28P | 54.00 | 56.00 |
| 9P | 16.00 | 18.00 | 29P | 56.00 | 58.00 |
| 10P | 18.00 | 20.00 | 30P | 58.00 | 60.00 |
| 11P | 20.00 | 22.00 | 31P | 60.00 | 62.00 |
| 12P | 22.00 | 24.00 | 32P | 62.00 | 64.00 |
| 13P | 24.00 | 26.00 | 33P | 64.00 | 66.00 |
| 14P | 26.00 | 28.00 | 34P | 66.00 | 68.00 |
| 15P | 28.00 | 30.00 | 35P | 68.00 | 70.00 |
| 16P | 30.00 | 32.00 | 36P | 70.00 | 72.00 |
| 17P | 32.00 | 34.00 | 37P | 72.00 | 74.00 |
| 18P | 34.00 | 36.00 | 38P | 74.00 | 76.00 |
| 19P | 36.00 | 38.00 | 39P | 76.00 | 78.00 |
| 20P | 38.00 | 40.00 | 40P | 78.00 | 80.00 |

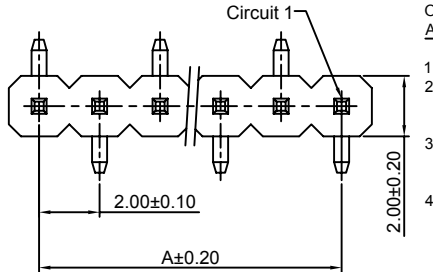
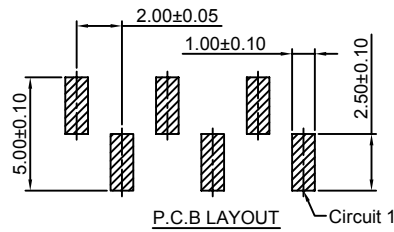
Unit: mm

A2005WV-S-XP-A

2.00mm Pitch 180° Single Row Pin Header-SMT TYPE

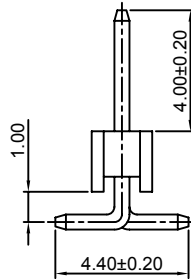
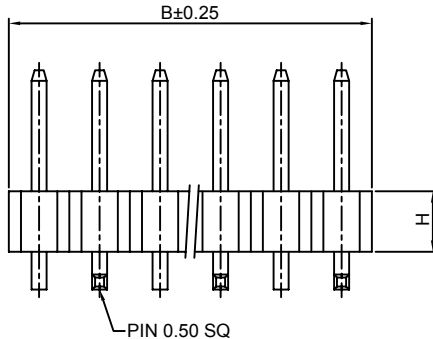
Reference Informations:

- *Material:Pin:Brass/Gold over Nickel
Insulator:Nylon 6T,UL94V-0
- *Mates with CJT A2005 series Single Row Female Header
- *Optional Dim. available but MOQ requested
- *Color:Black



Ordering Information:
A2005WV-S-XP-A - *** - *** - ***
1 2 3 4

- 1.Part No.
- 2.Type(H):
(Blank):2.00mm
H15:1.50mm
- 3.Material:
(Blank):Nylon 6T,UL94V-0
GWT:Nylon 6T,UL94V-0 GWT 750 °C
- 4.Finish:
(blank):Gold-flash
G15:15µin (0.38µm) MIN.Select Gold(Mating Area)
100µin (2.54µm) MIN.Select Tin
G30:30µin (0.76µm) MIN.Select Gold(Mating Area)
100µin (2.54µm) MIN.Select Tin
I:Tin over Nickel



Ordering Information & Dimensions:

| PART NO. | Dimensions | | PART NO. | Dimensions | |
|----------|------------|-------|----------|------------|-------|
| | A | B | | A | B |
| 2P | 2.00 | 4.00 | 22P | 42.00 | 44.00 |
| 3P | 4.00 | 6.00 | 23P | 44.00 | 46.00 |
| 4P | 6.00 | 8.00 | 24P | 46.00 | 48.00 |
| 5P | 8.00 | 10.00 | 25P | 48.00 | 50.00 |
| 6P | 10.00 | 12.00 | 26P | 50.00 | 52.00 |
| 7P | 12.00 | 14.00 | 27P | 52.00 | 54.00 |
| 8P | 14.00 | 16.00 | 28P | 54.00 | 56.00 |
| 9P | 16.00 | 18.00 | 29P | 56.00 | 58.00 |
| 10P | 18.00 | 20.00 | 30P | 58.00 | 60.00 |
| 11P | 20.00 | 22.00 | 31P | 60.00 | 62.00 |
| 12P | 22.00 | 24.00 | 32P | 62.00 | 64.00 |
| 13P | 24.00 | 26.00 | 33P | 64.00 | 66.00 |
| 14P | 26.00 | 28.00 | 34P | 66.00 | 68.00 |
| 15P | 28.00 | 30.00 | 35P | 68.00 | 70.00 |
| 16P | 30.00 | 32.00 | 36P | 70.00 | 72.00 |
| 17P | 32.00 | 34.00 | 37P | 72.00 | 74.00 |
| 18P | 34.00 | 36.00 | 38P | 74.00 | 76.00 |
| 19P | 36.00 | 38.00 | 39P | 76.00 | 78.00 |
| 20P | 38.00 | 40.00 | 40P | 78.00 | 80.00 |
| 21P | 40.00 | 42.00 | | | |

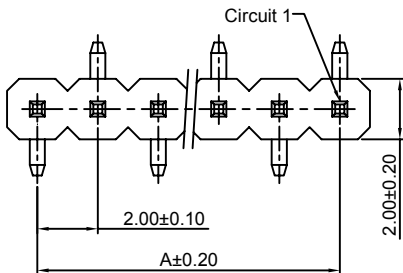
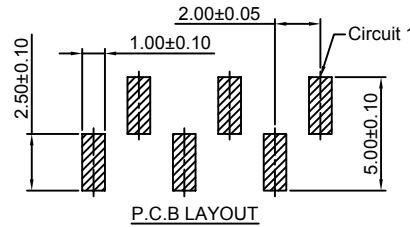
Unit: mm

A2005WV-S-XP-B

2.00mm Pitch 180° Single Row Pin Header-SMT TYPE

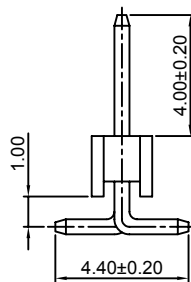
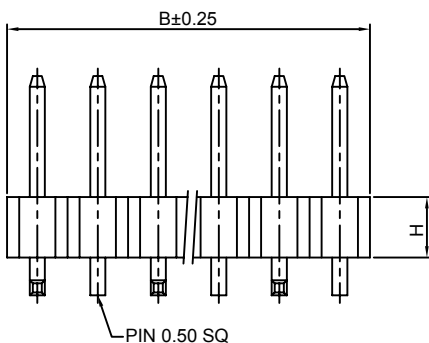
Reference Informations:

- *Material:Pin:Brass/Gold over Nickel
Insulator:Nylon 6T,UL94V-0
- *Mates with CJT A2005 series Single Row Female Header
- *Optional Dim. available but MOQ requested
- *Color:Black



Ordering Information:
A2005WV-S-XP-B - *** - *** - ***
1 2 3 4

- 1.Part No.
- 2.Type(H):
(Blank):2.00mm
H15:1.50mm
- 3.Material:
(Blank):Nylon 6T,UL94V-0
GWT:Nylon 6T,UL94V-0,GWT 750 °C
- 4.Finish:
(blank):Gold-flash
G15:15µin (0.38µm) MIN. Select Gold(Mating Area)
100µin (2.54µm) MIN. Select Tin
G30:30µin (0.76µm) MIN. Select Gold(Mating Area)
100µin (2.54µm) MIN. Select Tin
I:Tin over Nickel



Ordering Information & Dimensions:

| PART NO. | Dimensions | | PART NO. | Dimensions | |
|----------|------------|-------|----------|------------|-------|
| | A | B | | A | B |
| 2P | 2.00 | 4.00 | 22P | 42.00 | 44.00 |
| 3P | 4.00 | 6.00 | 23P | 44.00 | 46.00 |
| 4P | 6.00 | 8.00 | 24P | 46.00 | 48.00 |
| 5P | 8.00 | 10.00 | 25P | 48.00 | 50.00 |
| 6P | 10.00 | 12.00 | 26P | 50.00 | 52.00 |
| 7P | 12.00 | 14.00 | 27P | 52.00 | 54.00 |
| 8P | 14.00 | 16.00 | 28P | 54.00 | 56.00 |
| 9P | 16.00 | 18.00 | 29P | 56.00 | 58.00 |
| 10P | 18.00 | 20.00 | 30P | 58.00 | 60.00 |
| 11P | 20.00 | 22.00 | 31P | 60.00 | 62.00 |
| 12P | 22.00 | 24.00 | 32P | 62.00 | 64.00 |
| 13P | 24.00 | 26.00 | 33P | 64.00 | 66.00 |
| 14P | 26.00 | 28.00 | 34P | 66.00 | 68.00 |
| 15P | 28.00 | 30.00 | 35P | 68.00 | 70.00 |
| 16P | 30.00 | 32.00 | 36P | 70.00 | 72.00 |
| 17P | 32.00 | 34.00 | 37P | 72.00 | 74.00 |
| 18P | 34.00 | 36.00 | 38P | 74.00 | 76.00 |
| 19P | 36.00 | 38.00 | 39P | 76.00 | 78.00 |
| 20P | 38.00 | 40.00 | 40P | 78.00 | 80.00 |
| 21P | 40.00 | 42.00 | | | |

Unit: mm

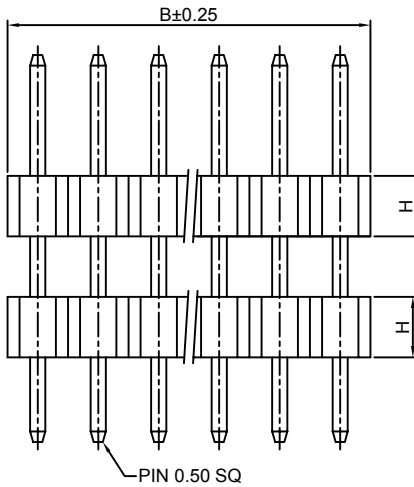
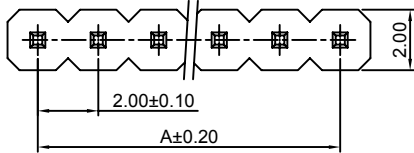
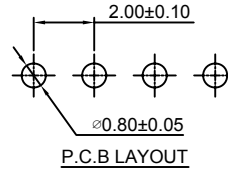
A2005WVA-XP

2.00mm pitch 180° Single Row Pin Header

Reference Informations:

- *Material: Pin: Brass/Gold over Nickel
Insulator: PBT, UL94V-0
- *Mates with CJT A2005 series Single Row Female Header
- *Optional Dim. available but MOQ requested
- *Color: Black

- Ordering Information:
A2005WVA-XP - --- - --- - ---
1 2 3 4
- Part No.
 - Type(H):
(Blank): 2.00mm
H15: 1.50mm
 - Material:
(Blank): PBT, UL94V-0
6T: Nylon 6T, UL94V-0
GWT: Nylon 6T, UL94V-0, GWT 750 °C
 - Finish:
(blank): Gold-flash
G15: 15µm (0.38µm) MIN. Select Gold (Mating Area)
100µm (2.54µm) MIN. Select Tin
G30: 30µm (0.76µm) MIN. Select Gold (Mating Area)
100µm (2.54µm) MIN. Select Tin
T: Tin over Nickel



Ordering Information & Dimensions:

| PART NO. | Dimensions | | PART NO. | Dimensions | |
|----------|------------|-------|----------|------------|-------|
| | A | B | | A | B |
| 1P | ---- | 2.00 | 21P | 40.00 | 42.00 |
| 2P | 2.00 | 4.00 | 22P | 42.00 | 44.00 |
| 3P | 4.00 | 6.00 | 23P | 44.00 | 46.00 |
| 4P | 6.00 | 8.00 | 24P | 46.00 | 48.00 |
| 5P | 8.00 | 10.00 | 25P | 48.00 | 50.00 |
| 6P | 10.00 | 12.00 | 26P | 50.00 | 52.00 |
| 7P | 12.00 | 14.00 | 27P | 52.00 | 54.00 |
| 8P | 14.00 | 16.00 | 28P | 54.00 | 56.00 |
| 9P | 16.00 | 18.00 | 29P | 56.00 | 58.00 |
| 10P | 18.00 | 20.00 | 30P | 58.00 | 60.00 |
| 11P | 20.00 | 22.00 | 31P | 60.00 | 62.00 |
| 12P | 22.00 | 24.00 | 32P | 62.00 | 64.00 |
| 13P | 24.00 | 26.00 | 33P | 64.00 | 66.00 |
| 14P | 26.00 | 28.00 | 34P | 66.00 | 68.00 |
| 15P | 28.00 | 30.00 | 35P | 68.00 | 70.00 |
| 16P | 30.00 | 32.00 | 36P | 70.00 | 72.00 |
| 17P | 32.00 | 34.00 | 37P | 72.00 | 74.00 |
| 18P | 34.00 | 36.00 | 38P | 74.00 | 76.00 |
| 19P | 36.00 | 38.00 | 39P | 76.00 | 78.00 |
| 20P | 38.00 | 40.00 | 40P | 78.00 | 80.00 |

Unit: mm

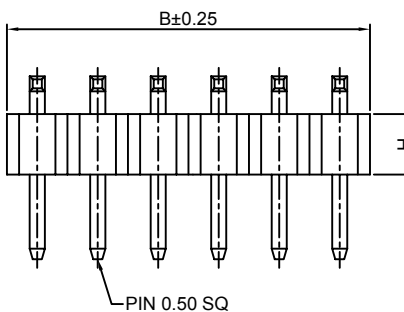
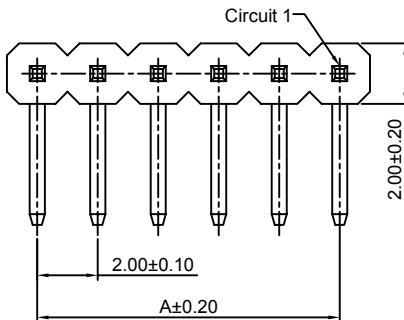
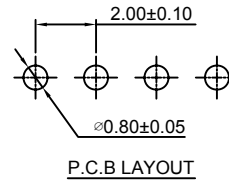
A2005WRA-XP

2.00mm pitch 90° Single Row Pin Header

Reference Informations:

- *Material: Pin: Brass/Gold over Nickel
Insulator: PBT, UL94V-0
- *Mates with CJT A2005 series Single Row Female Header
- *Optional Dim. available but MOQ requested
- *Color: Black

- Ordering Information:
A2005WRA-XP - --- - --- - ---
1 2 3 4
- Part No.
 - Type(H):
(Blank): 2.00mm
H15: 1.50mm
 - Material:
(Blank): PBT, UL94V-0
6T: Nylon 6T, UL94V-0
GWT: Nylon 6T, UL94V-0, GWT 750 °C
 - Finish:
(blank): Gold-flash
G15: 15µm (0.38µm) MIN. Select Gold (Mating Area)
100µm (2.54µm) MIN. Select Tin
G30: 30µm (0.76µm) MIN. Select Gold (Mating Area)
100µm (2.54µm) MIN. Select Tin
T: Tin over Nickel



Ordering Information & Dimensions:

| PART NO. | Dimensions | | PART NO. | Dimensions | |
|----------|------------|-------|----------|------------|-------|
| | A | B | | A | B |
| 1P | ---- | 2.00 | 21P | 40.00 | 42.00 |
| 2P | 2.00 | 4.00 | 22P | 42.00 | 44.00 |
| 3P | 4.00 | 6.00 | 23P | 44.00 | 46.00 |
| 4P | 6.00 | 8.00 | 24P | 46.00 | 48.00 |
| 5P | 8.00 | 10.00 | 25P | 48.00 | 50.00 |
| 6P | 10.00 | 12.00 | 26P | 50.00 | 52.00 |
| 7P | 12.00 | 14.00 | 27P | 52.00 | 54.00 |
| 8P | 14.00 | 16.00 | 28P | 54.00 | 56.00 |
| 9P | 16.00 | 18.00 | 29P | 56.00 | 58.00 |
| 10P | 18.00 | 20.00 | 30P | 58.00 | 60.00 |
| 11P | 20.00 | 22.00 | 31P | 60.00 | 62.00 |
| 12P | 22.00 | 24.00 | 32P | 62.00 | 64.00 |
| 13P | 24.00 | 26.00 | 33P | 64.00 | 66.00 |
| 14P | 26.00 | 28.00 | 34P | 66.00 | 68.00 |
| 15P | 28.00 | 30.00 | 35P | 68.00 | 70.00 |
| 16P | 30.00 | 32.00 | 36P | 70.00 | 72.00 |
| 17P | 32.00 | 34.00 | 37P | 72.00 | 74.00 |
| 18P | 34.00 | 36.00 | 38P | 74.00 | 76.00 |
| 19P | 36.00 | 38.00 | 39P | 76.00 | 78.00 |
| 20P | 38.00 | 40.00 | 40P | 78.00 | 80.00 |

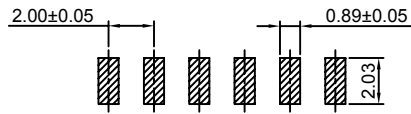
Unit: mm

A2005WR-S-XP

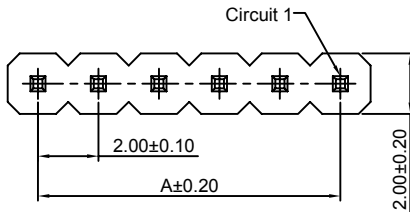
2.00mm Pitch 90° Single Row Pin Header-SMT TYPE

Reference Informations:

- *Material:Pin:Brass/Gold over Nickel
Insulator:Nylon 6T,UL94V-0
- *Mates with CJT A2005 series Single Row Female Header
- *Optional Dim. available but MOQ requested
- *Color:Black

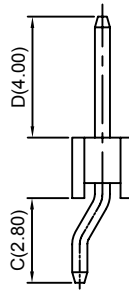
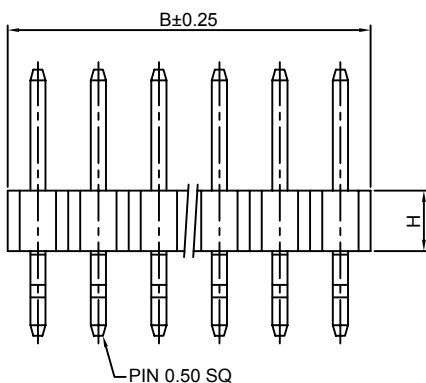


P.C.B LAYOUT



Ordering Information:
A2005WR-S-XP - *** - *** - ***

1. Part No.
2. Type(H):
(Blank): 2.00mm
H15: 1.50mm
3. Material:
(Blank): Nylon 6T, UL94V-0
GWT: Nylon 6T, UL94V-0, GWT 750 °C
4. Finish:
(blank): Gold-flash
G15: 15µm (0.38µm) MIN. Select Gold (Mating Area)
100µm (2.54µm) MIN. Select Tin
G30: 30µm (0.76µm) MIN. Select Gold (Mating Area)
100µm (2.54µm) MIN. Select Tin
T: Tin over Nickel



Ordering Information & Dimensions:

| PART NO. | Dimensions | | PART NO. | Dimensions | |
|----------|------------|-------|----------|------------|-------|
| | A | B | | A | B |
| 2P | 2.00 | 4.00 | 22P | 42.00 | 44.00 |
| 3P | 4.00 | 6.00 | 23P | 44.00 | 46.00 |
| 4P | 6.00 | 8.00 | 24P | 46.00 | 48.00 |
| 5P | 8.00 | 10.00 | 25P | 48.00 | 50.00 |
| 6P | 10.00 | 12.00 | 26P | 50.00 | 52.00 |
| 7P | 12.00 | 14.00 | 27P | 52.00 | 54.00 |
| 8P | 14.00 | 16.00 | 28P | 54.00 | 56.00 |
| 9P | 16.00 | 18.00 | 29P | 56.00 | 58.00 |
| 10P | 18.00 | 20.00 | 30P | 58.00 | 60.00 |
| 11P | 20.00 | 22.00 | 31P | 60.00 | 62.00 |
| 12P | 22.00 | 24.00 | 32P | 62.00 | 64.00 |
| 13P | 24.00 | 26.00 | 33P | 64.00 | 66.00 |
| 14P | 26.00 | 28.00 | 34P | 66.00 | 68.00 |
| 15P | 28.00 | 30.00 | 35P | 68.00 | 70.00 |
| 16P | 30.00 | 32.00 | 36P | 70.00 | 72.00 |
| 17P | 32.00 | 34.00 | 37P | 72.00 | 74.00 |
| 18P | 34.00 | 36.00 | 38P | 74.00 | 76.00 |
| 19P | 36.00 | 38.00 | 39P | 76.00 | 78.00 |
| 20P | 38.00 | 40.00 | 40P | 78.00 | 80.00 |
| 21P | 40.00 | 42.00 | | | |

Unit: mm

A2005WVA-XP-R

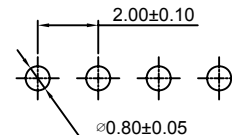
2.00mm pitch 180° Single Row Pin Header

Reference Informations:

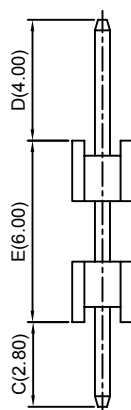
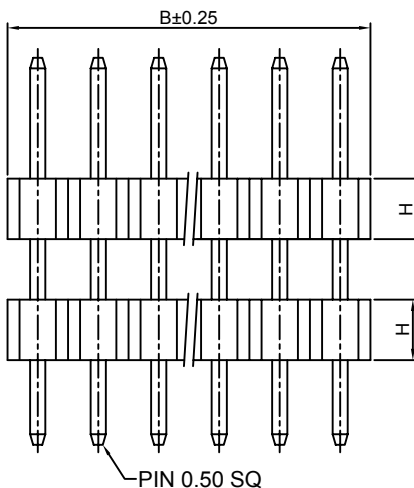
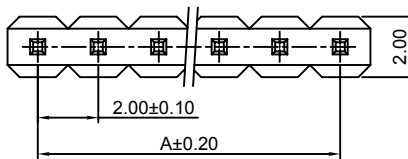
- *Material:Pin:Brass/Gold over Nickel
Insulator:PBT,UL94V-0
- *Mates with CJT A2005 series Single Row Female Header
- *Optional Dim. available but MOQ requested
- *Color:Black

Ordering Information:
A2005WVA-XP-R - *** - *** - ***

1. Part No.
2. Type(H):
(Blank): 2.00mm
H15: 1.50mm
3. Material:
(Blank): PBT, UL94V-0
6T: Nylon 6T, UL94V-0
GWT: Nylon 6T, UL94V-0, GWT 750 °C
4. Finish:
(blank): Gold-flash
G15: 15µm (0.38µm) MIN. Select Gold (Mating Area)
100µm (2.54µm) MIN. Select Tin
G30: 30µm (0.76µm) MIN. Select Gold (Mating Area)
100µm (2.54µm) MIN. Select Tin
T: Tin over Nickel



P.C.B LAYOUT



Ordering Information & Dimensions:

| PART NO. | Dimensions | | PART NO. | Dimensions | |
|----------|------------|-------|----------|------------|-------|
| | A | B | | A | B |
| 2P | 2.00 | 4.00 | 22P | 42.00 | 44.00 |
| 3P | 4.00 | 6.00 | 23P | 44.00 | 46.00 |
| 4P | 6.00 | 8.00 | 24P | 46.00 | 48.00 |
| 5P | 8.00 | 10.00 | 25P | 48.00 | 50.00 |
| 6P | 10.00 | 12.00 | 26P | 50.00 | 52.00 |
| 7P | 12.00 | 14.00 | 27P | 52.00 | 54.00 |
| 8P | 14.00 | 16.00 | 28P | 54.00 | 56.00 |
| 9P | 16.00 | 18.00 | 29P | 56.00 | 58.00 |
| 10P | 18.00 | 20.00 | 30P | 58.00 | 60.00 |
| 11P | 20.00 | 22.00 | 31P | 60.00 | 62.00 |
| 12P | 22.00 | 24.00 | 32P | 62.00 | 64.00 |
| 13P | 24.00 | 26.00 | 33P | 64.00 | 66.00 |
| 14P | 26.00 | 28.00 | 34P | 66.00 | 68.00 |
| 15P | 28.00 | 30.00 | 35P | 68.00 | 70.00 |
| 16P | 30.00 | 32.00 | 36P | 70.00 | 72.00 |
| 17P | 32.00 | 34.00 | 37P | 72.00 | 74.00 |
| 18P | 34.00 | 36.00 | 38P | 74.00 | 76.00 |
| 19P | 36.00 | 38.00 | 39P | 76.00 | 78.00 |
| 20P | 38.00 | 40.00 | 40P | 78.00 | 80.00 |
| 21P | 40.00 | 42.00 | | | |

Unit: mm

A2005WRD-XP

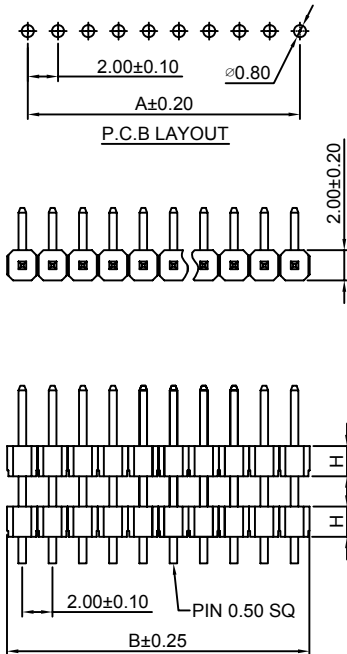
2.00mm pitch 90° Single Row Pin Header

Reference Informations:

- *Material:Pin:Brass/Gold over Nickel
Insulator:PBT,UL94V-0
- *Mates with CJT A2005 series Single Row Female Header
- *Optional Dim. available but MOQ requested
- *Color:Black

Ordering Information:
A2005WRD-XP - *** - *** - ***
1 2 3 4

- 1.Part No.
- 2.Type(H):
(Blank):2.00mm
H15:1.50mm
- 3.Material:
(Blank):PBT,UL94V-0
6T:Nylon 6T,UL94V-0
GWT:Nylon 6T,UL94V-0,GWT 750 °C
- 4.Finish:
(blank):Gold-flash
G15:15µin (0.38µm) MIN.Select Gold(Mating Area)
100µin (2.54µm) MIN.Select Tin
G30:30µin (0.76µm) MIN.Select Gold(Mating Area)
100µin (2.54µm) MIN.Select Tin
I: Tin over Nickel



Ordering Information & Dimensions:

| PART NO. | Dimensions | | PART NO. | Dimensions | |
|----------|------------|-------|----------|------------|-------|
| | A | B | | A | B |
| 2P | 2.00 | 4.00 | 22P | 42.00 | 44.00 |
| 3P | 4.00 | 6.00 | 23P | 44.00 | 46.00 |
| 4P | 6.00 | 8.00 | 24P | 46.00 | 48.00 |
| 5P | 8.00 | 10.00 | 25P | 48.00 | 50.00 |
| 6P | 10.00 | 12.00 | 26P | 50.00 | 52.00 |
| 7P | 12.00 | 14.00 | 27P | 52.00 | 54.00 |
| 8P | 14.00 | 16.00 | 28P | 54.00 | 56.00 |
| 9P | 16.00 | 18.00 | 29P | 56.00 | 58.00 |
| 10P | 18.00 | 20.00 | 30P | 58.00 | 60.00 |
| 11P | 20.00 | 22.00 | 31P | 60.00 | 62.00 |
| 12P | 22.00 | 24.00 | 32P | 62.00 | 64.00 |
| 13P | 24.00 | 26.00 | 33P | 64.00 | 66.00 |
| 14P | 26.00 | 28.00 | 34P | 66.00 | 68.00 |
| 15P | 28.00 | 30.00 | 35P | 68.00 | 70.00 |
| 16P | 30.00 | 32.00 | 36P | 70.00 | 72.00 |
| 17P | 32.00 | 34.00 | 37P | 72.00 | 74.00 |
| 18P | 34.00 | 36.00 | 38P | 74.00 | 76.00 |
| 19P | 36.00 | 38.00 | 39P | 76.00 | 78.00 |
| 20P | 38.00 | 40.00 | 40P | 78.00 | 80.00 |
| 21P | 40.00 | 42.00 | | | |

Unit: mm

A2005WRD-XP-R

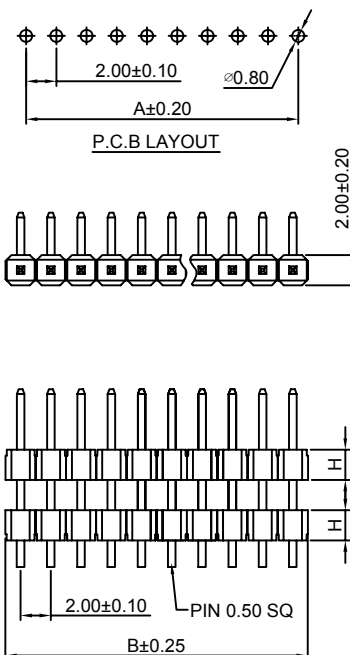
2.00mm pitch 90° Single Row Pin Header

Reference Informations:

- *Material:Pin:Brass/Gold over Nickel
Insulator:PBT,UL94V-0
- *Mates with CJT A2005 series Single Row Female Header
- *Optional Dim. available but MOQ requested
- *Color:Black

Ordering Information:
A2005WRD-XP-R - *** - *** - ***
1 2 3 4

- 1.Part No.
- 2.Type(H):
(Blank): 2.00mm
H15: 1.50mm
- 3.Material:
(Blank):PBT,UL94V-0
6T:Nylon 6T,UL94V-0
GWT:Nylon 6T,UL94V-0,GWT 750 °C
- 4.Finish:
(blank):Gold-flash
G15:15µin (0.38µm) MIN.Select Gold(Mating Area)
100µin (2.54µm) MIN.Select Tin
G30:30µin (0.76µm) MIN.Select Gold(Mating Area)
100µin (2.54µm) MIN.Select Tin
I: Tin over Nickel



Ordering Information & Dimensions:

| PART NO. | Dimensions | | PART NO. | Dimensions | |
|----------|------------|-------|----------|------------|-------|
| | A | B | | A | B |
| 2P | 2.00 | 4.00 | 22P | 42.00 | 44.00 |
| 3P | 4.00 | 6.00 | 23P | 44.00 | 46.00 |
| 4P | 6.00 | 8.00 | 24P | 46.00 | 48.00 |
| 5P | 8.00 | 10.00 | 25P | 48.00 | 50.00 |
| 6P | 10.00 | 12.00 | 26P | 50.00 | 52.00 |
| 7P | 12.00 | 14.00 | 27P | 52.00 | 54.00 |
| 8P | 14.00 | 16.00 | 28P | 54.00 | 56.00 |
| 9P | 16.00 | 18.00 | 29P | 56.00 | 58.00 |
| 10P | 18.00 | 20.00 | 30P | 58.00 | 60.00 |
| 11P | 20.00 | 22.00 | 31P | 60.00 | 62.00 |
| 12P | 22.00 | 24.00 | 32P | 62.00 | 64.00 |
| 13P | 24.00 | 26.00 | 33P | 64.00 | 66.00 |
| 14P | 26.00 | 28.00 | 34P | 66.00 | 68.00 |
| 15P | 28.00 | 30.00 | 35P | 68.00 | 70.00 |
| 16P | 30.00 | 32.00 | 36P | 70.00 | 72.00 |
| 17P | 32.00 | 34.00 | 37P | 72.00 | 74.00 |
| 18P | 34.00 | 36.00 | 38P | 74.00 | 76.00 |
| 19P | 36.00 | 38.00 | 39P | 76.00 | 78.00 |
| 20P | 38.00 | 40.00 | 40P | 78.00 | 80.00 |
| 21P | 40.00 | 42.00 | | | |

Unit: mm

A2005WVA-S-XP-A

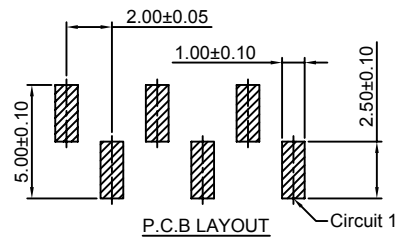
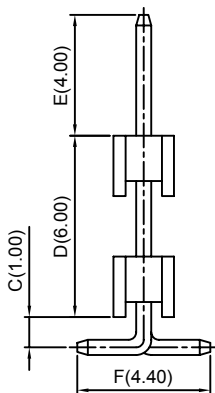
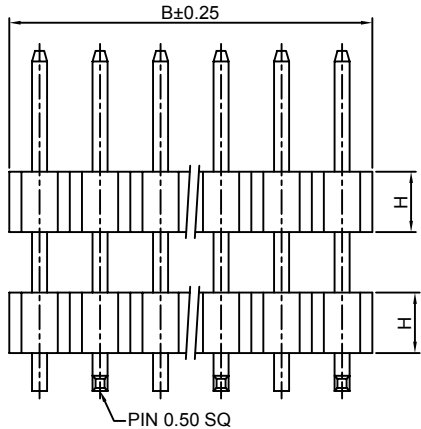
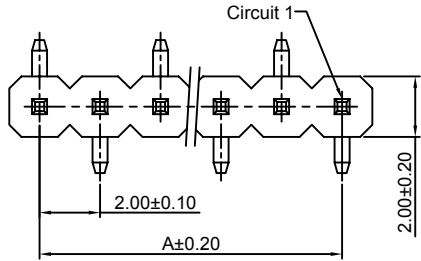
2.00mm Pitch 180° Single Row Pin Header-SMT A TYPE

Reference Informations:

- *Material:Pin:Brass/Gold over Nickel
Insulator:Nylon 6T,UL94V-0
- *Mates with CJT A2005 series Single Row Female Header
- *Optional Dim. available but MOQ requested
- *Color:Black

Ordering Information:
A2005WVA-S-XP-A - *** - *** - ***
1 2 3 4

- 1.Part No.
- 2.Type(H):
(Blank):2.00mm
H15:1.50mm
- 3.Material:
(Blank):Nylon 6T,UL94V-0
GWT:Nylon 6T,UL94V-0,GWT 750 °C
- 4.Finish:
(blank):Gold-flash
G15:15µm (0.38µm) MIN.Select Gold(Mating Area)
100µin (2.54µm) MIN.Select Tin
G30:30µm (0.76µm) MIN.Select Gold(Mating Area)
100µin (2.54µm) MIN.Select Tin
T: Tin over Nickel



Ordering Information & Dimensions:

| PART NO. | Dimensions | | PART NO. | Dimensions | |
|----------|------------|-------|----------|------------|-------|
| | A | B | | A | B |
| 2P | 2.00 | 4.00 | 22P | 42.00 | 44.00 |
| 3P | 4.00 | 6.00 | 23P | 44.00 | 46.00 |
| 4P | 6.00 | 8.00 | 24P | 46.00 | 48.00 |
| 5P | 8.00 | 10.00 | 25P | 48.00 | 50.00 |
| 6P | 10.00 | 12.00 | 26P | 50.00 | 52.00 |
| 7P | 12.00 | 14.00 | 27P | 52.00 | 54.00 |
| 8P | 14.00 | 16.00 | 28P | 54.00 | 56.00 |
| 9P | 16.00 | 18.00 | 29P | 56.00 | 58.00 |
| 10P | 18.00 | 20.00 | 30P | 58.00 | 60.00 |
| 11P | 20.00 | 22.00 | 31P | 60.00 | 62.00 |
| 12P | 22.00 | 24.00 | 32P | 62.00 | 64.00 |
| 13P | 24.00 | 26.00 | 33P | 64.00 | 66.00 |
| 14P | 26.00 | 28.00 | 34P | 66.00 | 68.00 |
| 15P | 28.00 | 30.00 | 35P | 68.00 | 70.00 |
| 16P | 30.00 | 32.00 | 36P | 70.00 | 72.00 |
| 17P | 32.00 | 34.00 | 37P | 72.00 | 74.00 |
| 18P | 34.00 | 36.00 | 38P | 74.00 | 76.00 |
| 19P | 36.00 | 38.00 | 39P | 76.00 | 78.00 |
| 20P | 38.00 | 40.00 | 40P | 78.00 | 80.00 |
| 21P | 40.00 | 42.00 | | | |

Unit: mm

A2005WVA-S-XP-B

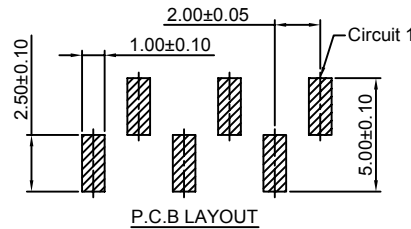
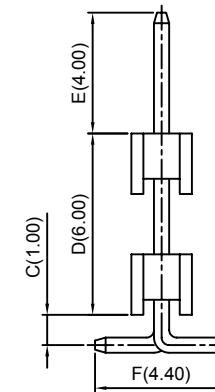
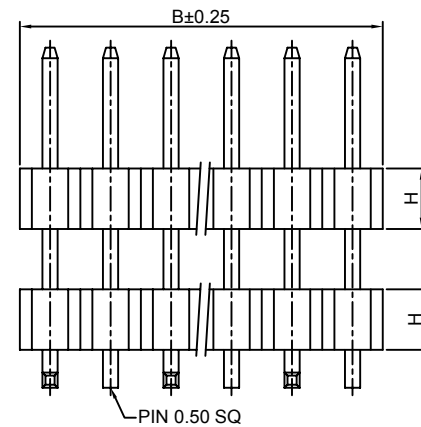
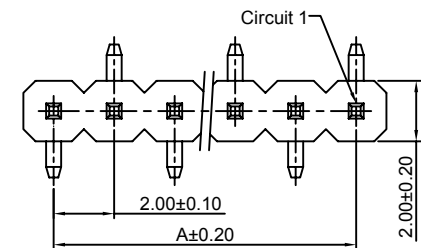
2.00mm Pitch 180° Single Row Pin Header-SMT B TYPE

Reference Informations:

- *Material:Pin:Brass/Gold over Nickel
Insulator:Nylon 6T,UL94V-0
- *Mates with CJT A2005 series Single Row Female Header
- *Optional Dim. available but MOQ requested
- *Color:Black

Ordering Information:
A2005WVA-S-XP-B - *** - *** - ***
1 2 3 4

- 1.Part No.
- 2.Type(H):
(Blank):2.00mm
H15:1.50mm
- 3.Material:
(Blank):Nylon 6T,UL94V-0
GWT:Nylon 6T,UL94V-0,GWT 750 °C
- 4.Finish:
(blank):Gold-flash
G15:15µm (0.38µm) MIN.Select Gold(Mating Area)
100µin (2.54µm) MIN.Select Tin
G30:30µm (0.76µm) MIN.Select Gold(Mating Area)
100µin (2.54µm) MIN.Select Tin
T: Tin over Nickel



Ordering Information & Dimensions:

| PART NO. | Dimensions | | PART NO. | Dimensions | |
|----------|------------|-------|----------|------------|-------|
| | A | B | | A | B |
| 2P | 2.00 | 4.00 | 22P | 42.00 | 44.00 |
| 3P | 4.00 | 6.00 | 23P | 44.00 | 46.00 |
| 4P | 6.00 | 8.00 | 24P | 46.00 | 48.00 |
| 5P | 8.00 | 10.00 | 25P | 48.00 | 50.00 |
| 6P | 10.00 | 12.00 | 26P | 50.00 | 52.00 |
| 7P | 12.00 | 14.00 | 27P | 52.00 | 54.00 |
| 8P | 14.00 | 16.00 | 28P | 54.00 | 56.00 |
| 9P | 16.00 | 18.00 | 29P | 56.00 | 58.00 |
| 10P | 18.00 | 20.00 | 30P | 58.00 | 60.00 |
| 11P | 20.00 | 22.00 | 31P | 60.00 | 62.00 |
| 12P | 22.00 | 24.00 | 32P | 62.00 | 64.00 |
| 13P | 24.00 | 26.00 | 33P | 64.00 | 66.00 |
| 14P | 26.00 | 28.00 | 34P | 66.00 | 68.00 |
| 15P | 28.00 | 30.00 | 35P | 68.00 | 70.00 |
| 16P | 30.00 | 32.00 | 36P | 70.00 | 72.00 |
| 17P | 32.00 | 34.00 | 37P | 72.00 | 74.00 |
| 18P | 34.00 | 36.00 | 38P | 74.00 | 76.00 |
| 19P | 36.00 | 38.00 | 39P | 76.00 | 78.00 |
| 20P | 38.00 | 40.00 | 40P | 78.00 | 80.00 |
| 21P | 40.00 | 42.00 | | | |

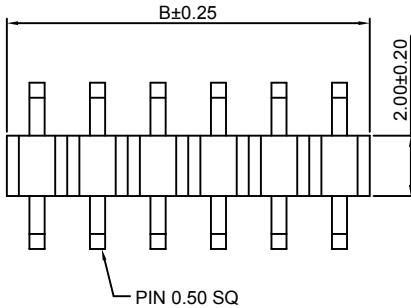
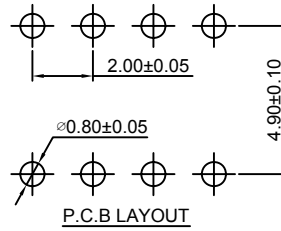
Unit: mm

A2005WRR-XP

2.00mm pitch 90° Single Row Pin Header

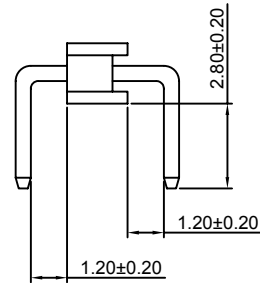
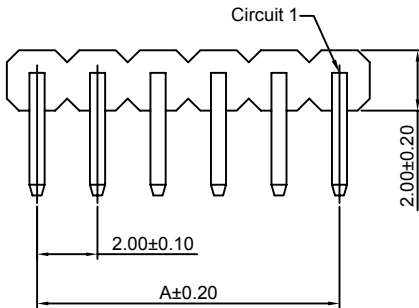
Reference Informations:

- *Material: Pin: Brass/Gold over Nickel
Insulator: PBT+30%GF, UL94V-0
- *Mates with CJT A2005 series Single Row Female Header
- *Color: Black



Ordering Information:
A2005WRR-XP - *** - ***
1 2 3

- Part No
- Material:
(Blank): PBT, UL94V-0
6T: Nylon 6T, UL94V-0
GWT: Nylon 6T, UL94V-0, GWT 750 °C
- Finish:
(blank): Gold-flash
G15: 15µm (0.38µm) MIN. Select Gold (Mating Area)
100µm (2.54µm) MIN. Select Tin
G30: 30µm (0.76µm) MIN. Select Gold (Mating Area)
100µm (2.54µm) MIN. Select Tin
T: Tin over Nickel



Ordering Information & Dimensions:

| PART NO. | Dimensions | | PART NO. | Dimensions | |
|----------|------------|-------|----------|------------|-------|
| | A | B | | A | B |
| 2P | 2.00 | 4.00 | 22P | 42.00 | 44.00 |
| 3P | 4.00 | 6.00 | 23P | 44.00 | 46.00 |
| 4P | 6.00 | 8.00 | 24P | 46.00 | 48.00 |
| 5P | 8.00 | 10.00 | 25P | 48.00 | 50.00 |
| 6P | 10.00 | 12.00 | 26P | 50.00 | 52.00 |
| 7P | 12.00 | 14.00 | 27P | 52.00 | 54.00 |
| 8P | 14.00 | 16.00 | 28P | 54.00 | 56.00 |
| 9P | 16.00 | 18.00 | 29P | 56.00 | 58.00 |
| 10P | 18.00 | 20.00 | 30P | 58.00 | 60.00 |
| 11P | 20.00 | 22.00 | 31P | 60.00 | 62.00 |
| 12P | 22.00 | 24.00 | 32P | 62.00 | 64.00 |
| 13P | 24.00 | 26.00 | 33P | 64.00 | 66.00 |
| 14P | 26.00 | 28.00 | 34P | 66.00 | 68.00 |
| 15P | 28.00 | 30.00 | 35P | 68.00 | 70.00 |
| 16P | 30.00 | 32.00 | 36P | 70.00 | 72.00 |
| 17P | 32.00 | 34.00 | 37P | 72.00 | 74.00 |
| 18P | 34.00 | 36.00 | 38P | 74.00 | 76.00 |
| 19P | 36.00 | 38.00 | 39P | 76.00 | 78.00 |
| 20P | 38.00 | 40.00 | 40P | 78.00 | 80.00 |
| 21P | 40.00 | 42.00 | | | |

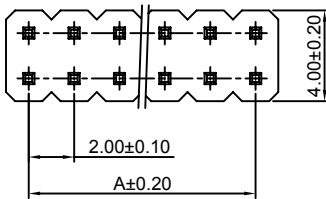
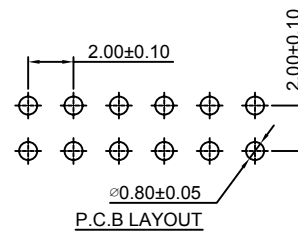
Unit: mm

A2005WV-2xXP

2.00mm pitch 180° Dual Row Pin Header

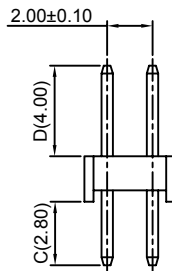
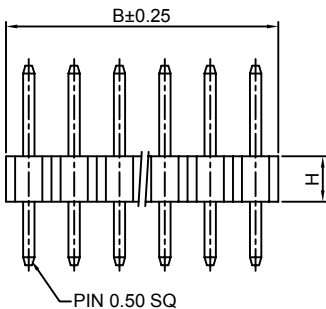
Reference Informations:

- *Material: Pin: Brass/Gold over Nickel
Insulator: PBT, UL94V-0
- *Mates with CJT A2005 series Dual Row Female Header
- *Optional Dim. available but MOQ requested
- *Color: Black



Ordering Information:
A2005WV-2xXP - *** - *** - ***
1 2 3 4

- Part No.
- Type(H):
(Blank): 2.00mm
H15: 1.50mm
- Material:
(Blank): PBT, UL94V-0
6T: Nylon 6T, UL94V-0
GWT: Nylon 6T, UL94V-0, GWT 750 °C
- Finish:
(blank): Gold-flash
G15: 15µm (0.38µm) MIN. Select Gold (Mating Area)
100µm (2.54µm) MIN. Select Tin
G30: 30µm (0.76µm) MIN. Select Gold (Mating Area)
100µm (2.54µm) MIN. Select Tin
T: Tin over Nickel



Ordering Information & Dimensions:

| PART NO. | Dimensions | | PART NO. | Dimensions | |
|----------|------------|-------|----------|------------|-------|
| | A | B | | A | B |
| 2x1P | ----- | 2.00 | 2x21P | 40.00 | 42.00 |
| 2x2P | 2.00 | 4.00 | 2x22P | 42.00 | 44.00 |
| 2x3P | 4.00 | 6.00 | 2x23P | 44.00 | 46.00 |
| 2x4P | 6.00 | 8.00 | 2x24P | 46.00 | 48.00 |
| 2x5P | 8.00 | 10.00 | 2x25P | 48.00 | 50.00 |
| 2x6P | 10.00 | 12.00 | 2x26P | 50.00 | 52.00 |
| 2x7P | 12.00 | 14.00 | 2x27P | 52.00 | 54.00 |
| 2x8P | 14.00 | 16.00 | 2x28P | 54.00 | 56.00 |
| 2x9P | 16.00 | 18.00 | 2x29P | 56.00 | 58.00 |
| 2x10P | 18.00 | 20.00 | 2x30P | 58.00 | 60.00 |
| 2x11P | 20.00 | 22.00 | 2x31P | 60.00 | 62.00 |
| 2x12P | 22.00 | 24.00 | 2x32P | 62.00 | 64.00 |
| 2x13P | 24.00 | 26.00 | 2x33P | 64.00 | 66.00 |
| 2x14P | 26.00 | 28.00 | 2x34P | 66.00 | 68.00 |
| 2x15P | 28.00 | 30.00 | 2x35P | 68.00 | 70.00 |
| 2x16P | 30.00 | 32.00 | 2x36P | 70.00 | 72.00 |
| 2x17P | 32.00 | 34.00 | 2x37P | 72.00 | 74.00 |
| 2x18P | 34.00 | 36.00 | 2x38P | 74.00 | 76.00 |
| 2x19P | 36.00 | 38.00 | 2x39P | 76.00 | 78.00 |
| 2x20P | 38.00 | 40.00 | 2x40P | 78.00 | 80.00 |

Unit: mm

A2005WR-2xXP

2.00mm pitch 90° Dual Row Pin Header

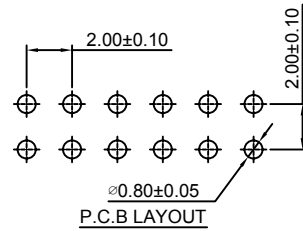
Reference Informations:

*Material:Pin:Brass/Gold over Nickel
Insulator:PBT,UL94V-0

*Mates with CJT A2005 series Dual Row Female Header

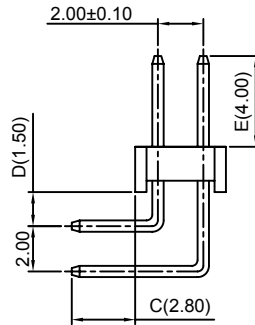
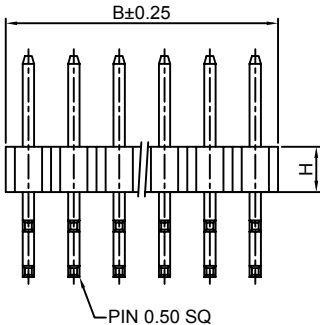
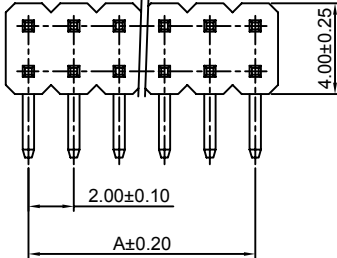
*Optional Dim. available but MOQ requested

*Color:Black



Ordering Information:
A2005WR-2xXP - *** - *** - ***

- Part No.
- Type(H):
(Blank):2.00mm
H15:1.50mm
- Material:
(Blank):PBT,UL94V-0
6T:Nylon 6T,UL94V-0
GWT:Nylon 6T,UL94V-0,GWT 750 °C
- Finish:
(blank):Gold-flash
G15:15µin (0.38µm) MIN.Select Gold(Mating Area)
100µin (2.54µm) MIN.Select Tin
G30:30µin (0.76µm) MIN.Select Gold(Mating Area)
100µin (2.54µm) MIN.Select Tin
I: Tin over Nickel



Ordering Information & Dimensions:

| PART NO. | Dimensions | | PART NO. | Dimensions | |
|----------|------------|-------|----------|------------|-------|
| | A | B | | A | B |
| 2x1P | ---- | 2.00 | 2x21P | 40.00 | 42.00 |
| 2x2P | 2.00 | 4.00 | 2x22P | 42.00 | 44.00 |
| 2x3P | 4.00 | 6.00 | 2x23P | 44.00 | 46.00 |
| 2x4P | 6.00 | 8.00 | 2x24P | 46.00 | 48.00 |
| 2x5P | 8.00 | 10.00 | 2x25P | 48.00 | 50.00 |
| 2x6P | 10.00 | 12.00 | 2x26P | 50.00 | 52.00 |
| 2x7P | 12.00 | 14.00 | 2x27P | 52.00 | 54.00 |
| 2x8P | 14.00 | 16.00 | 2x28P | 54.00 | 56.00 |
| 2x9P | 16.00 | 18.00 | 2x29P | 56.00 | 58.00 |
| 2x10P | 18.00 | 20.00 | 2x30P | 58.00 | 60.00 |
| 2x11P | 20.00 | 22.00 | 2x31P | 60.00 | 62.00 |
| 2x12P | 22.00 | 24.00 | 2x32P | 62.00 | 64.00 |
| 2x13P | 24.00 | 26.00 | 2x33P | 64.00 | 66.00 |
| 2x14P | 26.00 | 28.00 | 2x34P | 66.00 | 68.00 |
| 2x15P | 28.00 | 30.00 | 2x35P | 68.00 | 70.00 |
| 2x16P | 30.00 | 32.00 | 2x36P | 70.00 | 72.00 |
| 2x17P | 32.00 | 34.00 | 2x37P | 72.00 | 74.00 |
| 2x18P | 34.00 | 36.00 | 2x38P | 74.00 | 76.00 |
| 2x19P | 36.00 | 38.00 | 2x39P | 76.00 | 78.00 |
| 2x20P | 38.00 | 40.00 | 2x40P | 78.00 | 80.00 |

Unit: mm

A2005WVA-2xXP

2.00mm pitch 180° Dual Row Pin Header

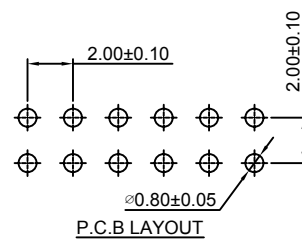
Reference Informations:

*Material:Pin:Brass/Gold over Nickel
Insulator:PBT,UL94V-0

*Mates with CJT A2005 series Dual Row Female Header

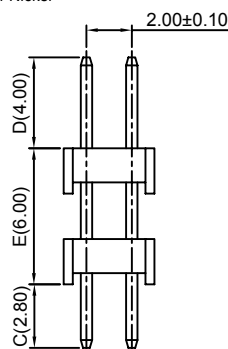
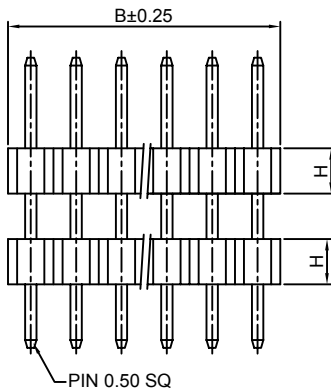
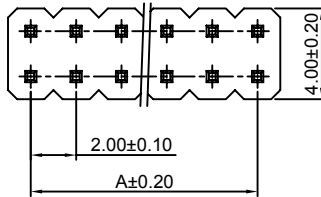
*Optional Dim. available but MOQ requested

*Color:Black



Ordering Information:
A2005WVA-2xXP - *** - *** - ***

- Part No.
- Type(H):
(Blank):2.00mm
H15:1.50mm
- Material:
(Blank):PBT,UL94V-0
6T:Nylon 6T,UL94V-0
GWT:Nylon 6T,UL94V-0,GWT 750 °C
- Finish:
(blank):Gold-flash
G15:15µin (0.38µm) MIN.Select Gold(Mating Area)
100µin (2.54µm) MIN.Select Tin
G30:30µin (0.76µm) MIN.Select Gold(Mating Area)
100µin (2.54µm) MIN.Select Tin
I: Tin over Nickel



Ordering Information & Dimensions:

| PART NO. | Dimensions | | PART NO. | Dimensions | |
|----------|------------|-------|----------|------------|-------|
| | A | B | | A | B |
| 2x1P | ---- | 2.00 | 2x21P | 40.00 | 42.00 |
| 2x2P | 2.00 | 4.00 | 2x22P | 42.00 | 44.00 |
| 2x3P | 4.00 | 6.00 | 2x23P | 44.00 | 46.00 |
| 2x4P | 6.00 | 8.00 | 2x24P | 46.00 | 48.00 |
| 2x5P | 8.00 | 10.00 | 2x25P | 48.00 | 50.00 |
| 2x6P | 10.00 | 12.00 | 2x26P | 50.00 | 52.00 |
| 2x7P | 12.00 | 14.00 | 2x27P | 52.00 | 54.00 |
| 2x8P | 14.00 | 16.00 | 2x28P | 54.00 | 56.00 |
| 2x9P | 16.00 | 18.00 | 2x29P | 56.00 | 58.00 |
| 2x10P | 18.00 | 20.00 | 2x30P | 58.00 | 60.00 |
| 2x11P | 20.00 | 22.00 | 2x31P | 60.00 | 62.00 |
| 2x12P | 22.00 | 24.00 | 2x32P | 62.00 | 64.00 |
| 2x13P | 24.00 | 26.00 | 2x33P | 64.00 | 66.00 |
| 2x14P | 26.00 | 28.00 | 2x34P | 66.00 | 68.00 |
| 2x15P | 28.00 | 30.00 | 2x35P | 68.00 | 70.00 |
| 2x16P | 30.00 | 32.00 | 2x36P | 70.00 | 72.00 |
| 2x17P | 32.00 | 34.00 | 2x37P | 72.00 | 74.00 |
| 2x18P | 34.00 | 36.00 | 2x38P | 74.00 | 76.00 |
| 2x19P | 36.00 | 38.00 | 2x39P | 76.00 | 78.00 |
| 2x20P | 38.00 | 40.00 | 2x40P | 78.00 | 80.00 |

Unit: mm

A2005WVA-2xXP-R

2.00mm pitch 180° Dual Row Pin Header

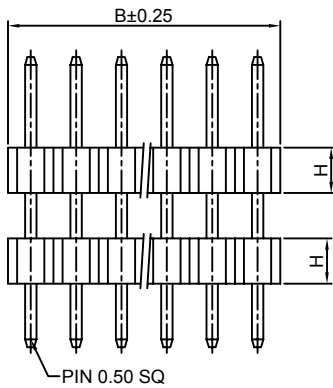
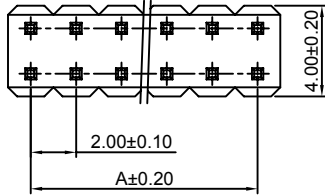
Reference Informations:

*Material:Pin:Brass/Gold over Nickel
Insulator:PBT,UL94V-0

*Mates with CJT A2005 series Dual Row Female Header

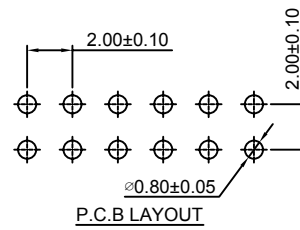
*Optional Dim. available but MOQ requested

*Color:Black



Ordering Information:
A2005WVA-2xXP-R - *** - *** - ***
1 2 3 4

- Part No.
- Type(H):
(Blank):2.00mm
H15:1.50mm
- Material:
(Blank):PBT,UL94V-0
6T:Nylon 6T,UL94V-0
GWT:Nylon 6T,UL94V-0,GWT 750 °C
- Finish:
(blank):Gold-flash
G15:15µin (0.38µm) MIN.Select Gold(Mating Area)
100µin (2.54µm) MIN.Select Tin
G30:30µin (0.76µm) MIN.Select Gold(Mating Area)
100µin (2.54µm) MIN.Select Tin
I:Tin over Nickel



Ordering Information & Dimensions:

| PART NO. | Dimensions | | PART NO. | Dimensions | |
|----------|------------|-------|----------|------------|-------|
| | A | B | | A | B |
| 2x2P | 2.00 | 4.00 | 2x22P | 42.00 | 44.00 |
| 2x3P | 4.00 | 6.00 | 2x23P | 44.00 | 46.00 |
| 2x4P | 6.00 | 8.00 | 2x24P | 46.00 | 48.00 |
| 2x5P | 8.00 | 10.00 | 2x25P | 48.00 | 50.00 |
| 2x6P | 10.00 | 12.00 | 2x26P | 50.00 | 52.00 |
| 2x7P | 12.00 | 14.00 | 2x27P | 52.00 | 54.00 |
| 2x8P | 14.00 | 16.00 | 2x28P | 54.00 | 56.00 |
| 2x9P | 16.00 | 18.00 | 2x29P | 56.00 | 58.00 |
| 2x10P | 18.00 | 20.00 | 2x30P | 58.00 | 60.00 |
| 2x11P | 20.00 | 22.00 | 2x31P | 60.00 | 62.00 |
| 2x12P | 22.00 | 24.00 | 2x32P | 62.00 | 64.00 |
| 2x13P | 24.00 | 26.00 | 2x33P | 64.00 | 66.00 |
| 2x14P | 26.00 | 28.00 | 2x34P | 66.00 | 68.00 |
| 2x15P | 28.00 | 30.00 | 2x35P | 68.00 | 70.00 |
| 2x16P | 30.00 | 32.00 | 2x36P | 70.00 | 72.00 |
| 2x17P | 32.00 | 34.00 | 2x37P | 72.00 | 74.00 |
| 2x18P | 34.00 | 36.00 | 2x38P | 74.00 | 76.00 |
| 2x19P | 36.00 | 38.00 | 2x39P | 76.00 | 78.00 |
| 2x20P | 38.00 | 40.00 | 2x40P | 78.00 | 80.00 |
| 2x21P | 40.00 | 42.00 | | | |

Unit: mm

A2005WRA-2xXP

2.00mm pitch 90° Dual Row Pin Header

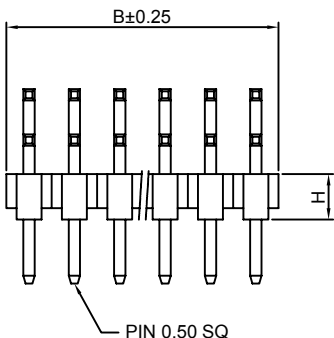
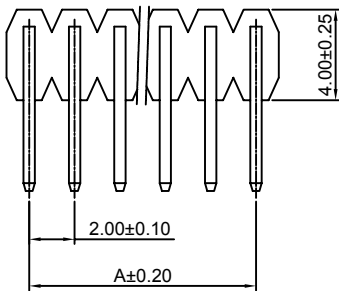
Reference Informations:

*Material:Pin:Brass/Gold over Nickel
Insulator:PBT+30%GF,UL94V-0

*Mates with CJT A2005 series Dual Row Female Header

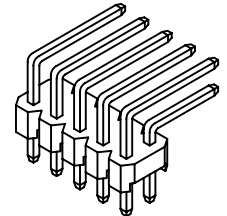
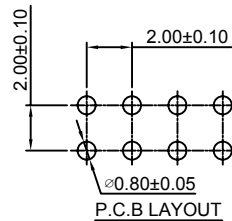
*Optional Dim. available but MOQ requested

*Color:Black



Ordering Information:
A2005WRA-2xXP - *** - *** - ***
1 2 3 4

- Part No.
- Type(H):
(Blank):2.00mm
H15:1.50mm
- Material:
(Blank):PBT,UL94V-0
6T:Nylon 6T,UL94V-0
GWT:Nylon 6T,UL94V-0,GWT 750 °C
- Finish:
(blank):Gold-flash
G15:15µin (0.38µm) MIN.Select Gold(Mating Area)
100µin (2.54µm) MIN.Select Tin
G30:30µin (0.76µm) MIN.Select Gold(Mating Area)
100µin (2.54µm) MIN.Select Tin
I:Tin over Nickel



Ordering Information & Dimensions:

| PART NO. | Dimensions | | PART NO. | Dimensions | |
|----------|------------|-------|----------|------------|-------|
| | A | B | | A | B |
| 2x1P | ----- | 2.00 | 2x21P | 40.00 | 42.00 |
| 2x2P | 2.00 | 4.00 | 2x22P | 42.00 | 44.00 |
| 2x3P | 4.00 | 6.00 | 2x23P | 44.00 | 46.00 |
| 2x4P | 6.00 | 8.00 | 2x24P | 46.00 | 48.00 |
| 2x5P | 8.00 | 10.00 | 2x25P | 48.00 | 50.00 |
| 2x6P | 10.00 | 12.00 | 2x26P | 50.00 | 52.00 |
| 2x7P | 12.00 | 14.00 | 2x27P | 52.00 | 54.00 |
| 2x8P | 14.00 | 16.00 | 2x28P | 54.00 | 56.00 |
| 2x9P | 16.00 | 18.00 | 2x29P | 56.00 | 58.00 |
| 2x10P | 18.00 | 20.00 | 2x30P | 58.00 | 60.00 |
| 2x11P | 20.00 | 22.00 | 2x31P | 60.00 | 62.00 |
| 2x12P | 22.00 | 24.00 | 2x32P | 62.00 | 64.00 |
| 2x13P | 24.00 | 26.00 | 2x33P | 64.00 | 66.00 |
| 2x14P | 26.00 | 28.00 | 2x34P | 66.00 | 68.00 |
| 2x15P | 28.00 | 30.00 | 2x35P | 68.00 | 70.00 |
| 2x16P | 30.00 | 32.00 | 2x36P | 70.00 | 72.00 |
| 2x17P | 32.00 | 34.00 | 2x37P | 72.00 | 74.00 |
| 2x18P | 34.00 | 36.00 | 2x38P | 74.00 | 76.00 |
| 2x19P | 36.00 | 38.00 | 2x39P | 76.00 | 78.00 |
| 2x20P | 38.00 | 40.00 | 2x40P | 78.00 | 80.00 |

Unit: mm

A2005WVB-2xXP

2.00mm pitch 180° Dual Row Pin Header

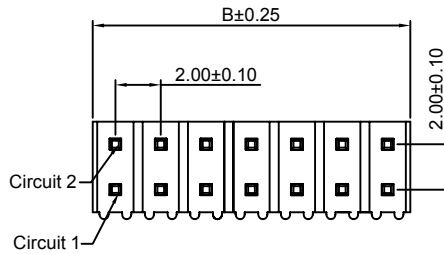
Reference Informations:

*Material:Pin:Brass/Gold over Nickel
Insulator:PBT,UL94V-0

*Mates with CJT A2005 series Dual Row Female Header

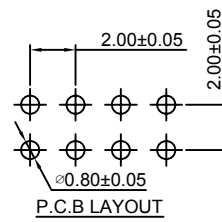
*Optional Dim. available but MOQ requested

*Color:Black



Ordering Information:
A2005WVB-2xXP - *** - ***
1 2 3

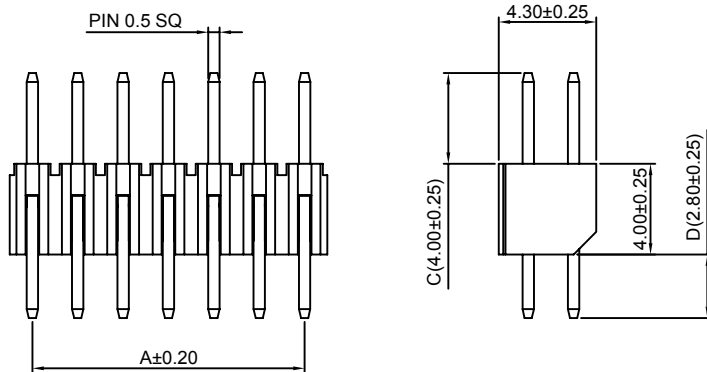
- Part No
- Material:
(Blank):PBT,UL94V-0
6T:Nylon 6T,UL94V-0
GWT:Nylon 6T,UL94V-0,GWT 750 °C
- Finish:
(blank):Gold-flash
G15:15µin (0.38µm) MIN.Select Gold(Mating Area)
100µin (2.54µm) MIN.Select Tin
G30:30µin (0.76µm) MIN.Select Gold(Mating Area)
100µin (2.54µm) MIN.Select Tin
T:Tin over Nickel



Ordering Information & Dimensions:

| PART NO. | Dimensions | | PART NO. | Dimensions | |
|----------|------------|-------|----------|------------|-------|
| | A | B | | A | B |
| 2x2P | 2.00 | 4.00 | 2x22P | 42.00 | 44.00 |
| 2x3P | 4.00 | 6.00 | 2x23P | 44.00 | 46.00 |
| 2x4P | 6.00 | 8.00 | 2x24P | 46.00 | 48.00 |
| 2x5P | 8.00 | 10.00 | 2x25P | 48.00 | 50.00 |
| 2x6P | 10.00 | 12.00 | 2x26P | 50.00 | 52.00 |
| 2x7P | 12.00 | 14.00 | 2x27P | 52.00 | 54.00 |
| 2x8P | 14.00 | 16.00 | 2x28P | 54.00 | 56.00 |
| 2x9P | 16.00 | 18.00 | 2x29P | 56.00 | 58.00 |
| 2x10P | 18.00 | 20.00 | 2x30P | 58.00 | 60.00 |
| 2x11P | 20.00 | 22.00 | 2x31P | 60.00 | 62.00 |
| 2x12P | 22.00 | 24.00 | 2x32P | 62.00 | 64.00 |
| 2x13P | 24.00 | 26.00 | 2x33P | 64.00 | 66.00 |
| 2x14P | 26.00 | 28.00 | 2x34P | 66.00 | 68.00 |
| 2x15P | 28.00 | 30.00 | 2x35P | 68.00 | 70.00 |
| 2x16P | 30.00 | 32.00 | 2x36P | 70.00 | 72.00 |
| 2x17P | 32.00 | 34.00 | 2x37P | 72.00 | 74.00 |
| 2x18P | 34.00 | 36.00 | 2x38P | 74.00 | 76.00 |
| 2x19P | 36.00 | 38.00 | 2x39P | 76.00 | 78.00 |
| 2x20P | 38.00 | 40.00 | 2x40P | 78.00 | 80.00 |
| 2x21P | 40.00 | 42.00 | | | |

Unit: mm



A2005WRB-2xXP

2.00mm pitch 90° Dual Row Pin Header

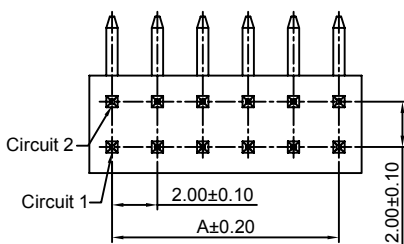
Reference Informations:

*Material:Pin:Brass/Gold over Nickel
Insulator:PBT,UL94V-0

*Mates with CJT A2005 series Dual Row Female Header

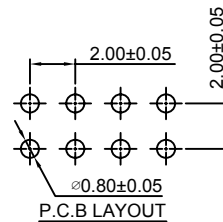
*Optional Dim. available but MOQ requested

*Color:Black



Ordering Information:
A2005WRB-2xXP - *** - ***
1 2 3

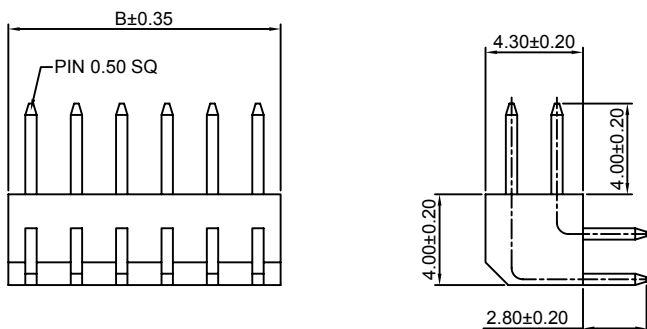
- Part No
- Material:
(Blank):PBT,UL94V-0
6T:Nylon 6T,UL94V-0
GWT:Nylon 6T,UL94V-0,GWT 750 °C
- Finish:
(blank):Gold-flash
G15:15µin (0.38µm) MIN.Select Gold(Mating Area)
100µin (2.54µm) MIN.Select Tin
G30:30µin (0.76µm) MIN.Select Gold(Mating Area)
100µin (2.54µm) MIN.Select Tin
T:Tin over Nickel



Ordering Information & Dimensions:

| PART NO. | Dimensions | | PART NO. | Dimensions | |
|----------|------------|-------|----------|------------|-------|
| | A | B | | A | B |
| 2x2P | 2.00 | 4.00 | 2x22P | 42.00 | 44.00 |
| 2x3P | 4.00 | 6.00 | 2x23P | 44.00 | 46.00 |
| 2x4P | 6.00 | 8.00 | 2x24P | 46.00 | 48.00 |
| 2x5P | 8.00 | 10.00 | 2x25P | 48.00 | 50.00 |
| 2x6P | 10.00 | 12.00 | 2x26P | 50.00 | 52.00 |
| 2x7P | 12.00 | 14.00 | 2x27P | 52.00 | 54.00 |
| 2x8P | 14.00 | 16.00 | 2x28P | 54.00 | 56.00 |
| 2x9P | 16.00 | 18.00 | 2x29P | 56.00 | 58.00 |
| 2x10P | 18.00 | 20.00 | 2x30P | 58.00 | 60.00 |
| 2x11P | 20.00 | 22.00 | 2x31P | 60.00 | 62.00 |
| 2x12P | 22.00 | 24.00 | 2x32P | 62.00 | 64.00 |
| 2x13P | 24.00 | 26.00 | 2x33P | 64.00 | 66.00 |
| 2x14P | 26.00 | 28.00 | 2x34P | 66.00 | 68.00 |
| 2x15P | 28.00 | 30.00 | 2x35P | 68.00 | 70.00 |
| 2x16P | 30.00 | 32.00 | 2x36P | 70.00 | 72.00 |
| 2x17P | 32.00 | 34.00 | 2x37P | 72.00 | 74.00 |
| 2x18P | 34.00 | 36.00 | 2x38P | 74.00 | 76.00 |
| 2x19P | 36.00 | 38.00 | 2x39P | 76.00 | 78.00 |
| 2x20P | 38.00 | 40.00 | 2x40P | 78.00 | 80.00 |
| 2x21P | 40.00 | 42.00 | | | |

Unit: mm



A2005WRD-2xXP

2.00mm pitch 90° Dual Row Pin Header

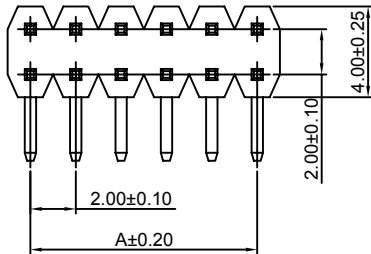
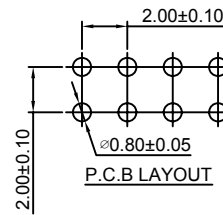
Reference Informations:

*Material: Pin: Brass/Gold over Nickel
Insulator: PBT, UL94V-0

*Mates with CJT A2005 series Dual Row Female Header

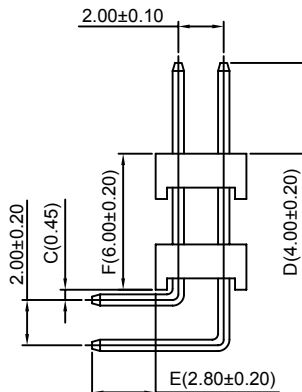
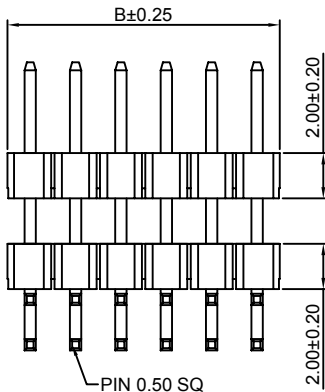
*Optional Dim. available but MOQ requested

*Color: Black



Ordering Information:
A2005WRD-2xXP - *** - ***
1 2 3

- Part No.
- Material:
(Blank): PBT, UL94V-0
6T: Nylon 6T, UL94V-0
GWT: Nylon 6T, UL94V-0, GWT 750 °C
- Finish:
(blank): Gold-flash
G15: 15µin (0.38µm) MIN. Select Gold (Mating Area)
100µin (2.54µm) MIN. Select Tin
G30: 30µin (0.76µm) MIN. Select Gold (Mating Area)
100µin (2.54µm) MIN. Select Tin
I: Tin over Nickel



Ordering Information & Dimensions:

| PART NO. | Dimensions | | PART NO. | Dimensions | |
|----------|------------|-------|----------|------------|-------|
| | A | B | | A | B |
| 2x2P | 2.00 | 4.00 | 2x22P | 42.00 | 44.00 |
| 2x3P | 4.00 | 6.00 | 2x23P | 44.00 | 46.00 |
| 2x4P | 6.00 | 8.00 | 2x24P | 46.00 | 48.00 |
| 2x5P | 8.00 | 10.00 | 2x25P | 48.00 | 50.00 |
| 2x6P | 10.00 | 12.00 | 2x26P | 50.00 | 52.00 |
| 2x7P | 12.00 | 14.00 | 2x27P | 52.00 | 54.00 |
| 2x8P | 14.00 | 16.00 | 2x28P | 54.00 | 56.00 |
| 2x9P | 16.00 | 18.00 | 2x29P | 56.00 | 58.00 |
| 2x10P | 18.00 | 20.00 | 2x30P | 58.00 | 60.00 |
| 2x11P | 20.00 | 22.00 | 2x31P | 60.00 | 62.00 |
| 2x12P | 22.00 | 24.00 | 2x32P | 62.00 | 64.00 |
| 2x13P | 24.00 | 26.00 | 2x33P | 64.00 | 66.00 |
| 2x14P | 26.00 | 28.00 | 2x34P | 66.00 | 68.00 |
| 2x15P | 28.00 | 30.00 | 2x35P | 68.00 | 70.00 |
| 2x16P | 30.00 | 32.00 | 2x36P | 70.00 | 72.00 |
| 2x17P | 32.00 | 34.00 | 2x37P | 72.00 | 74.00 |
| 2x18P | 34.00 | 36.00 | 2x38P | 74.00 | 76.00 |
| 2x19P | 36.00 | 38.00 | 2x39P | 76.00 | 78.00 |
| 2x20P | 38.00 | 40.00 | 2x40P | 78.00 | 80.00 |
| 2x21P | 40.00 | 42.00 | | | |

Unit: mm

A2005WRD-2xXP-R

2.00mm pitch 90° Dual Row Pin Header

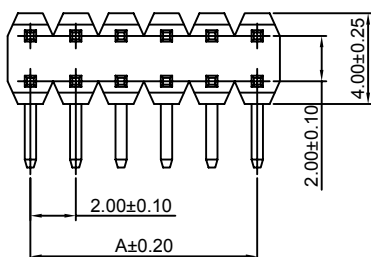
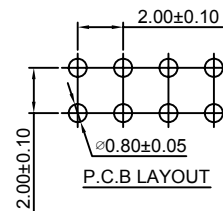
Reference Informations:

*Material: Pin: Brass/Gold over Nickel
Insulator: PBT, UL94V-0

*Mates with CJT A2005 series Dual Row Female Header

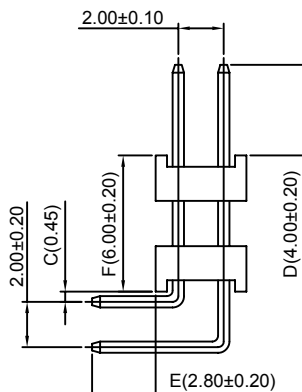
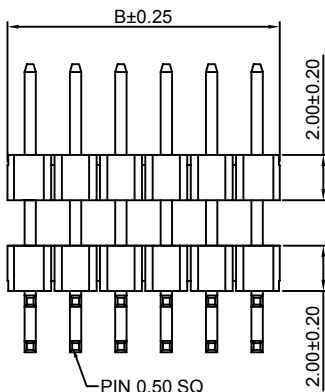
*Optional Dim. available but MOQ requested

*Color: Black



Ordering Information:
A2005WRD-2xXP-R - *** - ***
1 2 3

- Part No.
- Material:
(Blank): PBT, UL94V-0
6T: Nylon 6T, UL94V-0
GWT: Nylon 6T, UL94V-0, GWT 750 °C
- Finish:
(blank): Gold-flash
G15: 15µin (0.38µm) MIN. Select Gold (Mating Area)
100µin (2.54µm) MIN. Select Tin
G30: 30µin (0.76µm) MIN. Select Gold (Mating Area)
100µin (2.54µm) MIN. Select Tin
I: Tin over Nickel



Ordering Information & Dimensions:

| PART NO. | Dimensions | | PART NO. | Dimensions | |
|----------|------------|-------|----------|------------|-------|
| | A | B | | A | B |
| 2x2P | 2.00 | 4.00 | 2x22P | 42.00 | 44.00 |
| 2x3P | 4.00 | 6.00 | 2x23P | 44.00 | 46.00 |
| 2x4P | 6.00 | 8.00 | 2x24P | 46.00 | 48.00 |
| 2x5P | 8.00 | 10.00 | 2x25P | 48.00 | 50.00 |
| 2x6P | 10.00 | 12.00 | 2x26P | 50.00 | 52.00 |
| 2x7P | 12.00 | 14.00 | 2x27P | 52.00 | 54.00 |
| 2x8P | 14.00 | 16.00 | 2x28P | 54.00 | 56.00 |
| 2x9P | 16.00 | 18.00 | 2x29P | 56.00 | 58.00 |
| 2x10P | 18.00 | 20.00 | 2x30P | 58.00 | 60.00 |
| 2x11P | 20.00 | 22.00 | 2x31P | 60.00 | 62.00 |
| 2x12P | 22.00 | 24.00 | 2x32P | 62.00 | 64.00 |
| 2x13P | 24.00 | 26.00 | 2x33P | 64.00 | 66.00 |
| 2x14P | 26.00 | 28.00 | 2x34P | 66.00 | 68.00 |
| 2x15P | 28.00 | 30.00 | 2x35P | 68.00 | 70.00 |
| 2x16P | 30.00 | 32.00 | 2x36P | 70.00 | 72.00 |
| 2x17P | 32.00 | 34.00 | 2x37P | 72.00 | 74.00 |
| 2x18P | 34.00 | 36.00 | 2x38P | 74.00 | 76.00 |
| 2x19P | 36.00 | 38.00 | 2x39P | 76.00 | 78.00 |
| 2x20P | 38.00 | 40.00 | 2x40P | 78.00 | 80.00 |
| 2x21P | 40.00 | 42.00 | | | |

Unit: mm

A2005WRR-2xXP

2.00mm pitch 180° Dual Row Pin Header

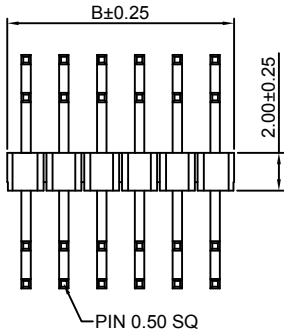
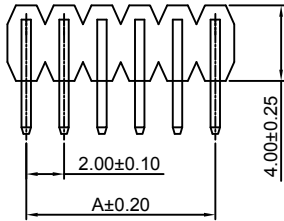
Reference Informations:

*Material:Pin:Brass/Gold over Nickel
Insulator:PBT,UL94V-0

*Mates with CJT A2005 series Dual Row Female Header

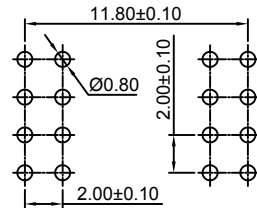
*Optional Dim. available but MOQ requested

*Color:Black



Ordering Information:
A2005WRR-2xXP - *** - ***
1 2 3

- Part No.
- Material:
(Blank):PBT,UL94V-0
6T:Nylon 6T,UL94V-0
GWT:Nylon 6T,UL94V-0,GWT 750 °C
- Finish:
(blank):Gold-flash
G15:15µin (0.38µm) MIN.Select Gold(Mating Area)
100µin (2.54µm) MIN.Select Tin
G30:30µin (0.76µm) MIN.Select Gold(Mating Area)
100µin (2.54µm) MIN.Select Tin
I: Tin over Nickel



P.C.B LAYOUT

Ordering Information & Dimensions:

| PART NO. | Dimensions | | PART NO. | Dimensions | |
|----------|------------|-------|----------|------------|-------|
| | A | B | | A | B |
| 2x2P | 2.00 | 4.00 | 2x22P | 42.00 | 44.00 |
| 2x3P | 4.00 | 6.00 | 2x23P | 44.00 | 46.00 |
| 2x4P | 6.00 | 8.00 | 2x24P | 46.00 | 48.00 |
| 2x5P | 8.00 | 10.00 | 2x25P | 48.00 | 50.00 |
| 2x6P | 10.00 | 12.00 | 2x26P | 50.00 | 52.00 |
| 2x7P | 12.00 | 14.00 | 2x27P | 52.00 | 54.00 |
| 2x8P | 14.00 | 16.00 | 2x28P | 54.00 | 56.00 |
| 2x9P | 16.00 | 18.00 | 2x29P | 56.00 | 58.00 |
| 2x10P | 18.00 | 20.00 | 2x30P | 58.00 | 60.00 |
| 2x11P | 20.00 | 22.00 | 2x31P | 60.00 | 62.00 |
| 2x12P | 22.00 | 24.00 | 2x32P | 62.00 | 64.00 |
| 2x13P | 24.00 | 26.00 | 2x33P | 64.00 | 66.00 |
| 2x14P | 26.00 | 28.00 | 2x34P | 66.00 | 68.00 |
| 2x15P | 28.00 | 30.00 | 2x35P | 68.00 | 70.00 |
| 2x16P | 30.00 | 32.00 | 2x36P | 70.00 | 72.00 |
| 2x17P | 32.00 | 34.00 | 2x37P | 72.00 | 74.00 |
| 2x18P | 34.00 | 36.00 | 2x38P | 74.00 | 76.00 |
| 2x19P | 36.00 | 38.00 | 2x39P | 76.00 | 78.00 |
| 2x20P | 38.00 | 40.00 | 2x40P | 78.00 | 80.00 |
| 2x21P | 40.00 | 42.00 | | | |

Unit: mm

A2005WV-S-2xXP

2.00mm pitch 180° Dual Row Pin Header-SMT TYPE

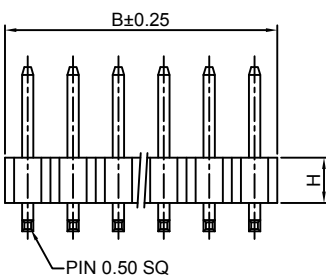
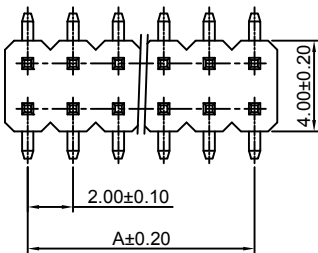
Reference Informations:

*Material:Pin:Brass/Gold over Nickel
Insulator:Nylon 6T,UL94V-0

*Mates with CJT A2005 series Dual Row Female Header

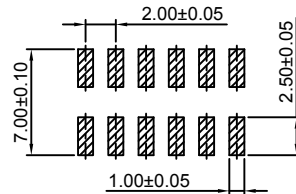
*Optional Dim. available but MOQ requested

*Color:Black



Ordering Information:
A2005WV-S-2xXP - *** - *** - ***
1 2 3 4

- Part No.
- Type(H):
(Blank):2.00mm
H15:1.50mm
- Material:
(Blank):Nylon 6T,UL94V-0
GWT:Nylon 6T,UL94V-0,GWT 750 °C
- Finish:
(blank):Gold-flash
G15:15µin (0.38µm) MIN.Select Gold(Mating Area)
100µin (2.54µm) MIN.Select Tin
G30:30µin (0.76µm) MIN.Select Gold(Mating Area)
100µin (2.54µm) MIN.Select Tin
I: Tin over Nickel



P.C.B LAYOUT

Ordering Information & Dimensions:

| PART NO. | Dimensions | | PART NO. | Dimensions | |
|----------|------------|-------|----------|------------|-------|
| | A | B | | A | B |
| 2x2P | 2.00 | 4.00 | 2x22P | 42.00 | 44.00 |
| 2x3P | 4.00 | 6.00 | 2x23P | 44.00 | 46.00 |
| 2x4P | 6.00 | 8.00 | 2x24P | 46.00 | 48.00 |
| 2x5P | 8.00 | 10.00 | 2x25P | 48.00 | 50.00 |
| 2x6P | 10.00 | 12.00 | 2x26P | 50.00 | 52.00 |
| 2x7P | 12.00 | 14.00 | 2x27P | 52.00 | 54.00 |
| 2x8P | 14.00 | 16.00 | 2x28P | 54.00 | 56.00 |
| 2x9P | 16.00 | 18.00 | 2x29P | 56.00 | 58.00 |
| 2x10P | 18.00 | 20.00 | 2x30P | 58.00 | 60.00 |
| 2x11P | 20.00 | 22.00 | 2x31P | 60.00 | 62.00 |
| 2x12P | 22.00 | 24.00 | 2x32P | 62.00 | 64.00 |
| 2x13P | 24.00 | 26.00 | 2x33P | 64.00 | 66.00 |
| 2x14P | 26.00 | 28.00 | 2x34P | 66.00 | 68.00 |
| 2x15P | 28.00 | 30.00 | 2x35P | 68.00 | 70.00 |
| 2x16P | 30.00 | 32.00 | 2x36P | 70.00 | 72.00 |
| 2x17P | 32.00 | 34.00 | 2x37P | 72.00 | 74.00 |
| 2x18P | 34.00 | 36.00 | 2x38P | 74.00 | 76.00 |
| 2x19P | 36.00 | 38.00 | 2x39P | 76.00 | 78.00 |
| 2x20P | 38.00 | 40.00 | 2x40P | 78.00 | 80.00 |
| 2x21P | 40.00 | 42.00 | | | |

Unit: mm

A2005WR-S-2xXP

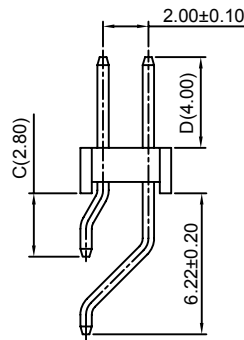
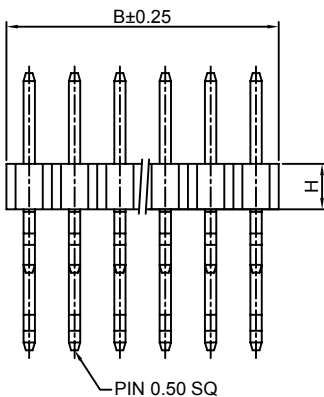
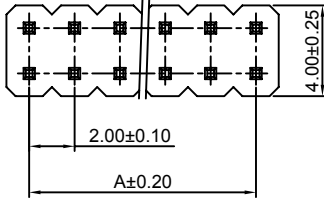
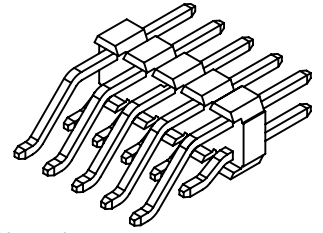
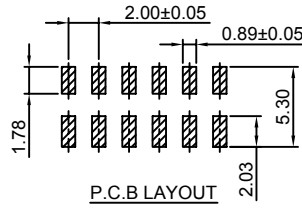
2.00mm pitch 90° Dual Row Pin Header-SMT TYPE

Reference Informations:

- *Material:Pin:Brass/Gold over Nickel
Insulator:Nylon 6T,UL94V-0
- *Mates with CJT A2005 series Dual Row Female Header
- *Optional Dim. available but MOQ requested
- *Color:Black

Ordering Information:
A2005WR-S-2xXP - *** - *** - ***

- 1.Part No.
- 2.Type(H):
(Blank):2.00mm
H15:1.50mm
- 3.Material:
(Blank):Nylon 6T,UL94V-0
GWT:Nylon 6T,UL94V-0,GWT 750 °C
- 4.Finish:
(blank):Gold-flash
G15:15µin (0.38µm) MIN.Select Gold(Mating Area)
100µin (2.54µm) MIN.Select Tin
G30:30µin (0.76µm) MIN.Select Gold(Mating Area)
100µin (2.54µm) MIN.Select Tin
T: Tin over Nickel



Ordering Information & Dimensions:

| PART NO. | Dimensions | | PART NO. | Dimensions | |
|----------|------------|-------|----------|------------|-------|
| | A | B | | A | B |
| 2x2P | 2.00 | 4.00 | 2x22P | 42.00 | 44.00 |
| 2x3P | 4.00 | 6.00 | 2x23P | 44.00 | 46.00 |
| 2x4P | 6.00 | 8.00 | 2x24P | 46.00 | 48.00 |
| 2x5P | 8.00 | 10.00 | 2x25P | 48.00 | 50.00 |
| 2x6P | 10.00 | 12.00 | 2x26P | 50.00 | 52.00 |
| 2x7P | 12.00 | 14.00 | 2x27P | 52.00 | 54.00 |
| 2x8P | 14.00 | 16.00 | 2x28P | 54.00 | 56.00 |
| 2x9P | 16.00 | 18.00 | 2x29P | 56.00 | 58.00 |
| 2x10P | 18.00 | 20.00 | 2x30P | 58.00 | 60.00 |
| 2x11P | 20.00 | 22.00 | 2x31P | 60.00 | 62.00 |
| 2x12P | 22.00 | 24.00 | 2x32P | 62.00 | 64.00 |
| 2x13P | 24.00 | 26.00 | 2x33P | 64.00 | 66.00 |
| 2x14P | 26.00 | 28.00 | 2x34P | 66.00 | 68.00 |
| 2x15P | 28.00 | 30.00 | 2x35P | 68.00 | 70.00 |
| 2x16P | 30.00 | 32.00 | 2x36P | 70.00 | 72.00 |
| 2x17P | 32.00 | 34.00 | 2x37P | 72.00 | 74.00 |
| 2x18P | 34.00 | 36.00 | 2x38P | 74.00 | 76.00 |
| 2x19P | 36.00 | 38.00 | 2x39P | 76.00 | 78.00 |
| 2x20P | 38.00 | 40.00 | 2x40P | 78.00 | 80.00 |
| 2x21P | 40.00 | 42.00 | | | |

Unit: mm

A2005WV-S-F-2xXP

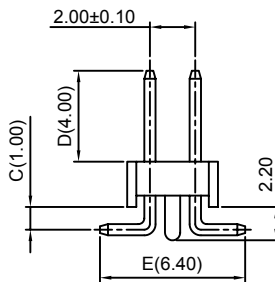
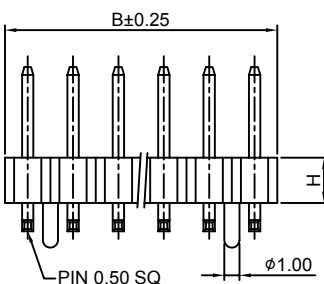
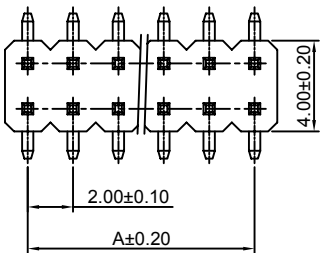
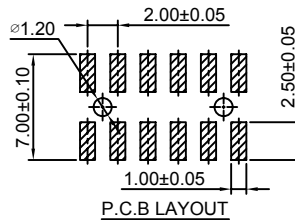
2.00mm pitch 180° Dual Row Pin Header-SMT TYPE

Reference Informations:

- *Material:Pin:Brass/Gold over Nickel
Insulator:Nylon 6T,UL94V-0
- *Mates with CJT A2005 series Dual Row Female Header
- *Optional Dim. available but MOQ requested
- *Color:Black

Ordering Information:
A2005WV-S-F-2xXP - *** - *** - ***

- 1.Part No.
- 2.Type(H):
(Blank):2.00mm
H15:1.50mm
- 3.Material:
(Blank):Nylon 6T,UL94V-0
GWT:Nylon 6T,UL94V-0,GWT 750 °C
- 4.Finish:
(blank):Gold-flash
G15:15µin (0.38µm) MIN.Select Gold(Mating Area)
100µin (2.54µm) MIN.Select Tin
G30:30µin (0.76µm) MIN.Select Gold(Mating Area)
100µin (2.54µm) MIN.Select Tin
T: Tin over Nickel



Ordering Information & Dimensions:

| PART NO. | Dimensions | | PART NO. | Dimensions | |
|----------|------------|-------|----------|------------|-------|
| | A | B | | A | B |
| 2x2P | 2.00 | 4.00 | 2x22P | 42.00 | 44.00 |
| 2x3P | 4.00 | 6.00 | 2x23P | 44.00 | 46.00 |
| 2x4P | 6.00 | 8.00 | 2x24P | 46.00 | 48.00 |
| 2x5P | 8.00 | 10.00 | 2x25P | 48.00 | 50.00 |
| 2x6P | 10.00 | 12.00 | 2x26P | 50.00 | 52.00 |
| 2x7P | 12.00 | 14.00 | 2x27P | 52.00 | 54.00 |
| 2x8P | 14.00 | 16.00 | 2x28P | 54.00 | 56.00 |
| 2x9P | 16.00 | 18.00 | 2x29P | 56.00 | 58.00 |
| 2x10P | 18.00 | 20.00 | 2x30P | 58.00 | 60.00 |
| 2x11P | 20.00 | 22.00 | 2x31P | 60.00 | 62.00 |
| 2x12P | 22.00 | 24.00 | 2x32P | 62.00 | 64.00 |
| 2x13P | 24.00 | 26.00 | 2x33P | 64.00 | 66.00 |
| 2x14P | 26.00 | 28.00 | 2x34P | 66.00 | 68.00 |
| 2x15P | 28.00 | 30.00 | 2x35P | 68.00 | 70.00 |
| 2x16P | 30.00 | 32.00 | 2x36P | 70.00 | 72.00 |
| 2x17P | 32.00 | 34.00 | 2x37P | 72.00 | 74.00 |
| 2x18P | 34.00 | 36.00 | 2x38P | 74.00 | 76.00 |
| 2x19P | 36.00 | 38.00 | 2x39P | 76.00 | 78.00 |
| 2x20P | 38.00 | 40.00 | 2x40P | 78.00 | 80.00 |
| 2x21P | 40.00 | 42.00 | | | |

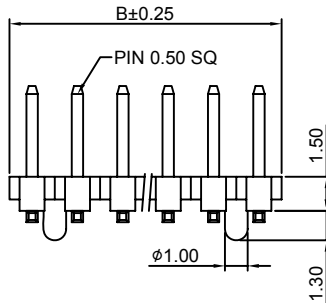
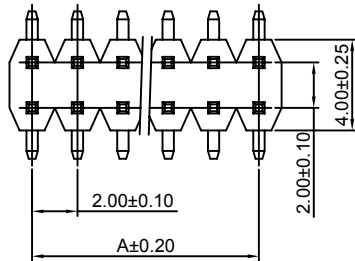
Unit: mm

A2005WV-S-F1-2xXP-H15

2.00mm pitch 180° Dual Row Pin Header-SMT TYPE

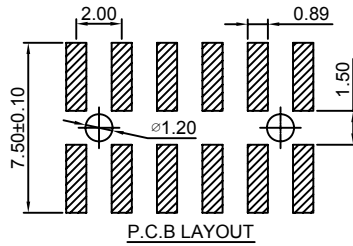
Reference Informations:

- *Material:Pin:Brass/Gold over Nickel
Insulator:Nylon 6T,UL94V-0
- *Mates with CJT A2005 series Dual Row Female Header
- *Optional Dim. available but MOQ requested
- *Color:Black



Ordering Information:
A2005WV-S-F1-2xXP-H15 - *** - ***
1 2 3

- Part No.
- Material:
(Blank):Nylon 6T,UL94V-0
GWT:Nylon 6T,UL94V-0,GWT 750 °C
- Finish:
(blank):Gold-flash
G15:15µin (0.38µm) MIN.Select Gold(Mating Area)
100µin (2.54µm) MIN.Select Tin
G30:30µin (0.76µm) MIN.Select Gold(Mating Area)
100µin (2.54µm) MIN.Select Tin
I:Tin over Nickel



Ordering Information & Dimensions:

| PART NO. | Dimensions | | PART NO. | Dimensions | |
|----------|------------|-------|----------|------------|-------|
| | A | B | | A | B |
| 2x2P | 2.00 | 4.00 | 2x22P | 42.00 | 44.00 |
| 2x3P | 4.00 | 6.00 | 2x23P | 44.00 | 46.00 |
| 2x4P | 6.00 | 8.00 | 2x24P | 46.00 | 48.00 |
| 2x5P | 8.00 | 10.00 | 2x25P | 48.00 | 50.00 |
| 2x6P | 10.00 | 12.00 | 2x26P | 50.00 | 52.00 |
| 2x7P | 12.00 | 14.00 | 2x27P | 52.00 | 54.00 |
| 2x8P | 14.00 | 16.00 | 2x28P | 54.00 | 56.00 |
| 2x9P | 16.00 | 18.00 | 2x29P | 56.00 | 58.00 |
| 2x10P | 18.00 | 20.00 | 2x30P | 58.00 | 60.00 |
| 2x11P | 20.00 | 22.00 | 2x31P | 60.00 | 62.00 |
| 2x12P | 22.00 | 24.00 | 2x32P | 62.00 | 64.00 |
| 2x13P | 24.00 | 26.00 | 2x33P | 64.00 | 66.00 |
| 2x14P | 26.00 | 28.00 | 2x34P | 66.00 | 68.00 |
| 2x15P | 28.00 | 30.00 | 2x35P | 68.00 | 70.00 |
| 2x16P | 30.00 | 32.00 | 2x36P | 70.00 | 72.00 |
| 2x17P | 32.00 | 34.00 | 2x37P | 72.00 | 74.00 |
| 2x18P | 34.00 | 36.00 | 2x38P | 74.00 | 76.00 |
| 2x19P | 36.00 | 38.00 | 2x39P | 76.00 | 78.00 |
| 2x20P | 38.00 | 40.00 | 2x40P | 78.00 | 80.00 |
| 2x21P | 40.00 | 42.00 | | | |

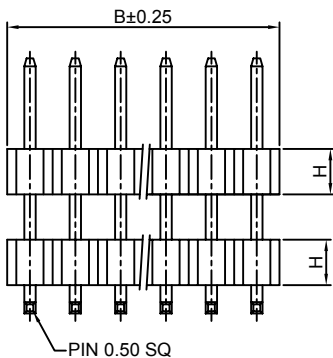
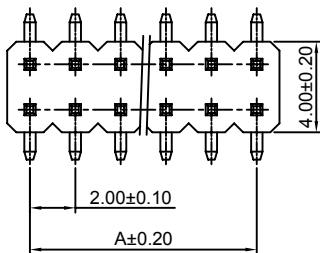
Unit: mm

A2005WVA-S-2xXP

2.00mm pitch 180° Dual Row Pin Header-SMT TYPE

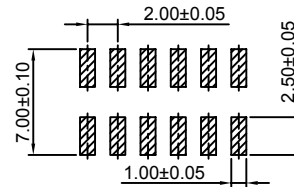
Reference Informations:

- *Material:Pin:Brass/Gold over Nickel
Insulator:Nylon 6T,UL94V-0
- *Mates with CJT A2005 series Dual Row Female Header
- *Optional Dim. available but MOQ requested
- *Color:Black



Ordering Information:
A2005WVA-S-2xXP - *** - *** - ***
1 2 3 4

- Part No.
- Type(H):
(Blank):2.00mm
H15:1.50mm
- Material:
(Blank):Nylon 6T,UL94V-0
GWT:Nylon 6T,UL94V-0,GWT 750 °C
- Finish:
(blank):Gold-flash
G15:15µin (0.38µm) MIN.Select Gold(Mating Area)
100µin (2.54µm) MIN.Select Tin
G30:30µin (0.76µm) MIN.Select Gold(Mating Area)
100µin (2.54µm) MIN.Select Tin
I:Tin over Nickel



P.C.B LAYOUT

Ordering Information & Dimensions:

| PART NO. | Dimensions | | PART NO. | Dimensions | |
|----------|------------|-------|----------|------------|-------|
| | A | B | | A | B |
| 2x2P | 2.00 | 4.00 | 2x22P | 42.00 | 44.00 |
| 2x3P | 4.00 | 6.00 | 2x23P | 44.00 | 46.00 |
| 2x4P | 6.00 | 8.00 | 2x24P | 46.00 | 48.00 |
| 2x5P | 8.00 | 10.00 | 2x25P | 48.00 | 50.00 |
| 2x6P | 10.00 | 12.00 | 2x26P | 50.00 | 52.00 |
| 2x7P | 12.00 | 14.00 | 2x27P | 52.00 | 54.00 |
| 2x8P | 14.00 | 16.00 | 2x28P | 54.00 | 56.00 |
| 2x9P | 16.00 | 18.00 | 2x29P | 56.00 | 58.00 |
| 2x10P | 18.00 | 20.00 | 2x30P | 58.00 | 60.00 |
| 2x11P | 20.00 | 22.00 | 2x31P | 60.00 | 62.00 |
| 2x12P | 22.00 | 24.00 | 2x32P | 62.00 | 64.00 |
| 2x13P | 24.00 | 26.00 | 2x33P | 64.00 | 66.00 |
| 2x14P | 26.00 | 28.00 | 2x34P | 66.00 | 68.00 |
| 2x15P | 28.00 | 30.00 | 2x35P | 68.00 | 70.00 |
| 2x16P | 30.00 | 32.00 | 2x36P | 70.00 | 72.00 |
| 2x17P | 32.00 | 34.00 | 2x37P | 72.00 | 74.00 |
| 2x18P | 34.00 | 36.00 | 2x38P | 74.00 | 76.00 |
| 2x19P | 36.00 | 38.00 | 2x39P | 76.00 | 78.00 |
| 2x20P | 38.00 | 40.00 | 2x40P | 78.00 | 80.00 |
| 2x21P | 40.00 | 42.00 | | | |

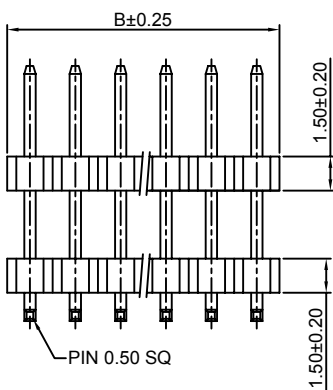
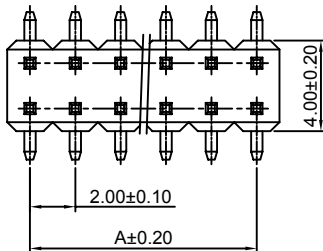
Unit: mm

A2005WVA-S-2xXP-H15-R

2.00mm pitch 180° Dual Row Pin Header - SMT TYPE

Reference Informations:

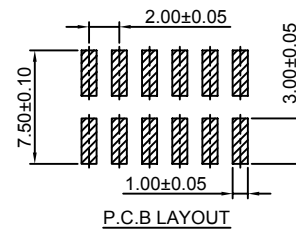
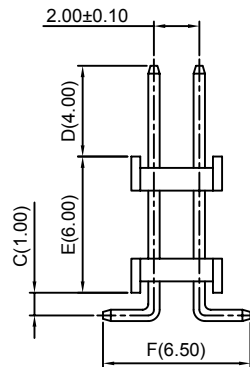
- *Material: Pin: Brass/Gold over Nickel
Insulator: Nylon 6T, UL94V-0
- *Mates with CJT A2005 series Dual Row Female Header
- *Optional Dim. available but MOQ requested
- *Color: Black



Ordering Information:

A2005WVA-S-2xXP-H15-R - *** - ***
1 2 3

- Part No.
- Material:
(Blank): Nylon 6T, UL94V-0
GWT: Nylon 6T, UL94V-0, GWT 750 °C
- Finish:
(blank): Gold-flash
G15: 15µm (0.38µm) MIN. Select Gold (Mating Area)
100µm (2.54µm) MIN. Select Tin
G30: 30µm (0.76µm) MIN. Select Gold (Mating Area)
100µm (2.54µm) MIN. Select Tin
I: Tin over Nickel



Ordering Information & Dimensions:

| PART NO. | Dimensions | | PART NO. | Dimensions | |
|----------|------------|-------|----------|------------|-------|
| | A | B | | A | B |
| 2x2P | 2.00 | 4.00 | 2x22P | 42.00 | 44.00 |
| 2x3P | 4.00 | 6.00 | 2x23P | 44.00 | 46.00 |
| 2x4P | 6.00 | 8.00 | 2x24P | 46.00 | 48.00 |
| 2x5P | 8.00 | 10.00 | 2x25P | 48.00 | 50.00 |
| 2x6P | 10.00 | 12.00 | 2x26P | 50.00 | 52.00 |
| 2x7P | 12.00 | 14.00 | 2x27P | 52.00 | 54.00 |
| 2x8P | 14.00 | 16.00 | 2x28P | 54.00 | 56.00 |
| 2x9P | 16.00 | 18.00 | 2x29P | 56.00 | 58.00 |
| 2x10P | 18.00 | 20.00 | 2x30P | 58.00 | 60.00 |
| 2x11P | 20.00 | 22.00 | 2x31P | 60.00 | 62.00 |
| 2x12P | 22.00 | 24.00 | 2x32P | 62.00 | 64.00 |
| 2x13P | 24.00 | 26.00 | 2x33P | 64.00 | 66.00 |
| 2x14P | 26.00 | 28.00 | 2x34P | 66.00 | 68.00 |
| 2x15P | 28.00 | 30.00 | 2x35P | 68.00 | 70.00 |
| 2x16P | 30.00 | 32.00 | 2x36P | 70.00 | 72.00 |
| 2x17P | 32.00 | 34.00 | 2x37P | 72.00 | 74.00 |
| 2x18P | 34.00 | 36.00 | 2x38P | 74.00 | 76.00 |
| 2x19P | 36.00 | 38.00 | 2x39P | 76.00 | 78.00 |
| 2x20P | 38.00 | 40.00 | 2x40P | 78.00 | 80.00 |
| 2x21P | 40.00 | 42.00 | | | |

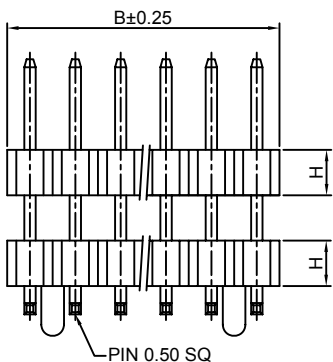
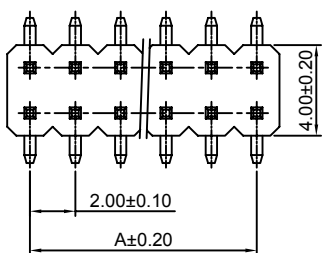
Unit: mm

A2005WVA-S-F-2xXP

2.00mm pitch 180° Dual Row Pin Header-SMT TYPE

Reference Informations:

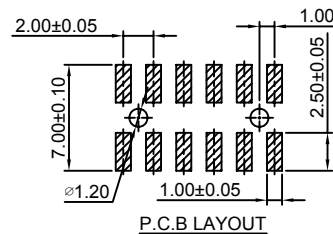
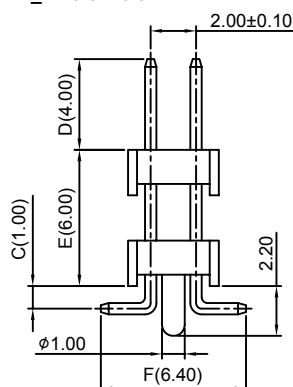
- *Material: Pin: Brass/Gold over Nickel
Insulator: Nylon 6T, UL94V-0
- *Mates with CJT A2005 series Dual Row Female Header
- *Optional Dim. available but MOQ requested
- *Color: Black



Ordering Information:

A2005WVA-S-F-2xXP - *** - *** - ***
1 2 3 4

- Part No.
- Type(H):
(Blank): 2.00mm
H15: 1.50mm
- Material:
(Blank): Nylon 6T, UL94V-0
GWT: Nylon 6T, UL94V-0, GWT 750 °C
- Finish:
(blank): Gold-flash
G15: 15µm (0.38µm) MIN. Select Gold (Mating Area)
100µm (2.54µm) MIN. Select Tin
G30: 30µm (0.76µm) MIN. Select Gold (Mating Area)
100µm (2.54µm) MIN. Select Tin
I: Tin over Nickel



Ordering Information & Dimensions:

| PART NO. | Dimensions | | PART NO. | Dimensions | |
|----------|------------|-------|----------|------------|-------|
| | A | B | | A | B |
| 2x2P | 2.00 | 4.00 | 2x22P | 42.00 | 44.00 |
| 2x3P | 4.00 | 6.00 | 2x23P | 44.00 | 46.00 |
| 2x4P | 6.00 | 8.00 | 2x24P | 46.00 | 48.00 |
| 2x5P | 8.00 | 10.00 | 2x25P | 48.00 | 50.00 |
| 2x6P | 10.00 | 12.00 | 2x26P | 50.00 | 52.00 |
| 2x7P | 12.00 | 14.00 | 2x27P | 52.00 | 54.00 |
| 2x8P | 14.00 | 16.00 | 2x28P | 54.00 | 56.00 |
| 2x9P | 16.00 | 18.00 | 2x29P | 56.00 | 58.00 |
| 2x10P | 18.00 | 20.00 | 2x30P | 58.00 | 60.00 |
| 2x11P | 20.00 | 22.00 | 2x31P | 60.00 | 62.00 |
| 2x12P | 22.00 | 24.00 | 2x32P | 62.00 | 64.00 |
| 2x13P | 24.00 | 26.00 | 2x33P | 64.00 | 66.00 |
| 2x14P | 26.00 | 28.00 | 2x34P | 66.00 | 68.00 |
| 2x15P | 28.00 | 30.00 | 2x35P | 68.00 | 70.00 |
| 2x16P | 30.00 | 32.00 | 2x36P | 70.00 | 72.00 |
| 2x17P | 32.00 | 34.00 | 2x37P | 72.00 | 74.00 |
| 2x18P | 34.00 | 36.00 | 2x38P | 74.00 | 76.00 |
| 2x19P | 36.00 | 38.00 | 2x39P | 76.00 | 78.00 |
| 2x20P | 38.00 | 40.00 | 2x40P | 78.00 | 80.00 |
| 2x21P | 40.00 | 42.00 | | | |

Unit: mm

A2005WVA-S-F-2xXP-H15-R

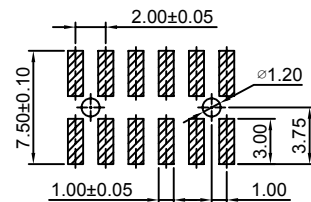
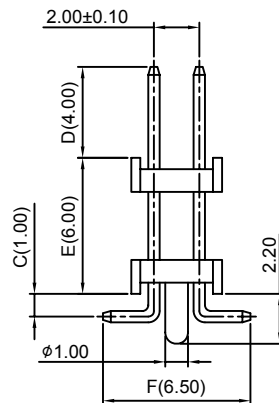
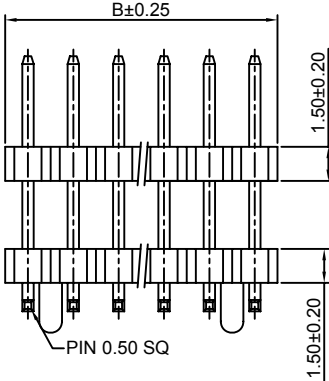
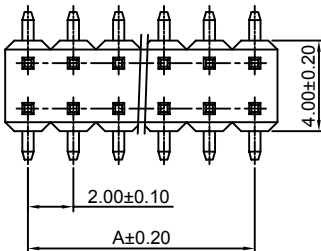
2.00mm pitch 180° Dual Row Pin Header - SMT TYPE

Reference Informations:

- *Material: Pin: Brass/Gold over Nickel
Insulator: Nylon 6T, UL94V-0
- *Mates with CJT A2005 series Dual Row Female Header
- *Optional Dim. available but MOQ requested
- *Color: Black

Ordering Information:
A2005WVA-S-F-2xXP-H15-R - *** - ***
1 2 3

- Part No.
- Material:
(Blank): Nylon 6T, UL94V-0
GWT: Nylon 6T, UL94V-0, GWT 750 °C
- Finish:
(blank): Gold-flash
G15: 15µin (0.38µm) MIN. Select Gold (Mating Area)
100µin (2.54µm) MIN. Select Tin
G30: 30µin (0.76µm) MIN. Select Gold (Mating Area)
100µin (2.54µm) MIN. Select Tin
T: Tin over Nickel



P.C.B LAYOUT

Ordering Information & Dimensions:

| PART NO. | Dimensions | | PART NO. | Dimensions | |
|----------|------------|-------|----------|------------|-------|
| | A | B | | A | B |
| 2x2P | 2.00 | 4.00 | 2x22P | 42.00 | 44.00 |
| 2x3P | 4.00 | 6.00 | 2x23P | 44.00 | 46.00 |
| 2x4P | 6.00 | 8.00 | 2x24P | 46.00 | 48.00 |
| 2x5P | 8.00 | 10.00 | 2x25P | 48.00 | 50.00 |
| 2x6P | 10.00 | 12.00 | 2x26P | 50.00 | 52.00 |
| 2x7P | 12.00 | 14.00 | 2x27P | 52.00 | 54.00 |
| 2x8P | 14.00 | 16.00 | 2x28P | 54.00 | 56.00 |
| 2x9P | 16.00 | 18.00 | 2x29P | 56.00 | 58.00 |
| 2x10P | 18.00 | 20.00 | 2x30P | 58.00 | 60.00 |
| 2x11P | 20.00 | 22.00 | 2x31P | 60.00 | 62.00 |
| 2x12P | 22.00 | 24.00 | 2x32P | 62.00 | 64.00 |
| 2x13P | 24.00 | 26.00 | 2x33P | 64.00 | 66.00 |
| 2x14P | 26.00 | 28.00 | 2x34P | 66.00 | 68.00 |
| 2x15P | 28.00 | 30.00 | 2x35P | 68.00 | 70.00 |
| 2x16P | 30.00 | 32.00 | 2x36P | 70.00 | 72.00 |
| 2x17P | 32.00 | 34.00 | 2x37P | 72.00 | 74.00 |
| 2x18P | 34.00 | 36.00 | 2x38P | 74.00 | 76.00 |
| 2x19P | 36.00 | 38.00 | 2x39P | 76.00 | 78.00 |
| 2x20P | 38.00 | 40.00 | 2x40P | 78.00 | 80.00 |
| 2x21P | 40.00 | 42.00 | | | |

Unit: mm

A2005WV-3xXP

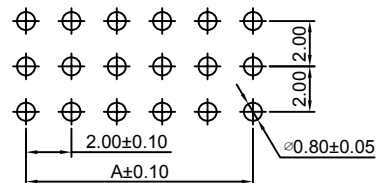
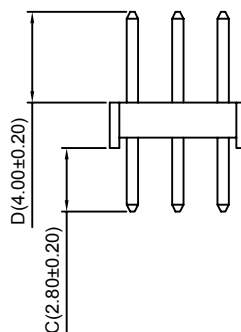
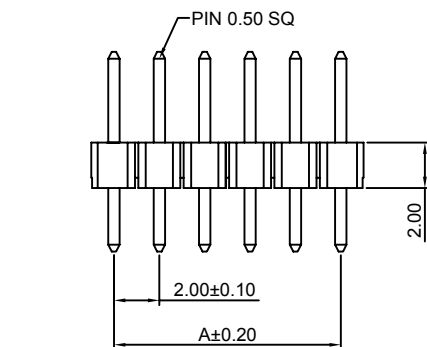
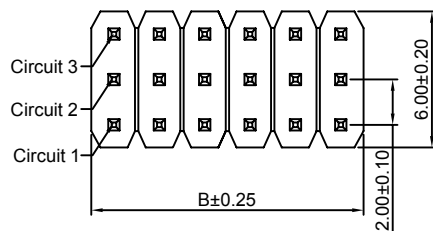
2.00mm Pitch 180° Triple Row Pin Header

Reference Informations:

- *Material: Pin: Brass/Gold over Nickel
Insulator: PBT, UL94V-0
- *Mates with CJT A2005 series Triple Row Female Header
- *Optional Dim. available but MOQ requested
- *Color: Black

Ordering Information:
A2005WV-3xXP - *** - ***
1 2 3

- Part No.
- Material:
(Blank): PBT, UL94V-0
6T: Nylon 6T, UL94V-0
GWT: Nylon 6T, UL94V-0, GWT 750 °C
- Finish:
(blank): Gold-flash
G15: 15µin (0.38µm) MIN. Select Gold (Mating Area)
100µin (2.54µm) MIN. Select Tin
G30: 30µin (0.76µm) MIN. Select Gold (Mating Area)
100µin (2.54µm) MIN. Select Tin
T: Tin over Nickel



P.C.B LAYOUT

Ordering Information & Dimensions:

| PART NO. | Dimensions | | PART NO. | Dimensions | |
|----------|------------|-------|----------|------------|-------|
| | A | B | | A | B |
| 3x2P | 2.00 | 4.00 | 3x22P | 42.00 | 44.00 |
| 3x3P | 4.00 | 6.00 | 3x23P | 44.00 | 46.00 |
| 3x4P | 6.00 | 8.00 | 3x24P | 46.00 | 48.00 |
| 3x5P | 8.00 | 10.00 | 3x25P | 48.00 | 50.00 |
| 3x6P | 10.00 | 12.00 | 3x26P | 50.00 | 52.00 |
| 3x7P | 12.00 | 14.00 | 3x27P | 52.00 | 54.00 |
| 3x8P | 14.00 | 16.00 | 3x28P | 54.00 | 56.00 |
| 3x9P | 16.00 | 18.00 | 3x29P | 56.00 | 58.00 |
| 3x10P | 18.00 | 20.00 | 3x30P | 58.00 | 60.00 |
| 3x11P | 20.00 | 22.00 | 3x31P | 60.00 | 62.00 |
| 3x12P | 22.00 | 24.00 | 3x32P | 62.00 | 64.00 |
| 3x13P | 24.00 | 26.00 | 3x33P | 64.00 | 66.00 |
| 3x14P | 26.00 | 28.00 | 3x34P | 66.00 | 68.00 |
| 3x15P | 28.00 | 30.00 | 3x35P | 68.00 | 70.00 |
| 3x16P | 30.00 | 32.00 | 3x36P | 70.00 | 72.00 |
| 3x17P | 32.00 | 34.00 | 3x37P | 72.00 | 74.00 |
| 3x18P | 34.00 | 36.00 | 3x38P | 74.00 | 76.00 |
| 3x19P | 36.00 | 38.00 | 3x39P | 76.00 | 78.00 |
| 3x20P | 38.00 | 40.00 | 3x40P | 78.00 | 80.00 |
| 3x21P | 40.00 | 42.00 | | | |

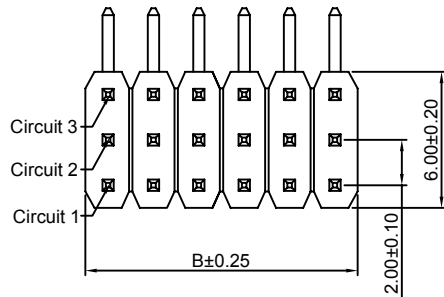
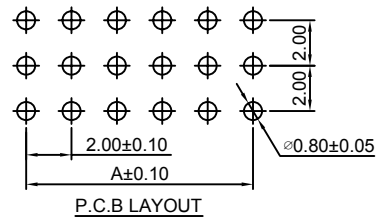
Unit: mm

A2005WR-3xXP

2.00mm Pitch 90° Triple Row Pin Header

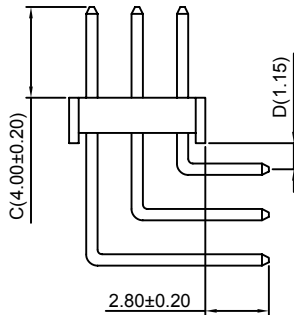
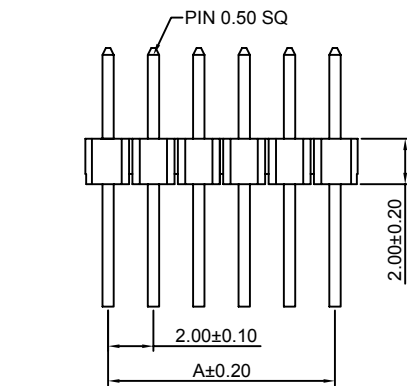
Reference Informations:

- *Material: Pin: Brass/Gold over Nickel
Insulator: PBT, UL94V-0
- *Mates with CJT A2005 series Triple Row Female Header
- *Optional Dim. available but MOQ requested
- *Color: Black



Ordering Information:
A2005WR-3xXP - *** - ***
1 2 3

1. Part No.
2. Material:
(Blank): PBT, UL94V-0
6T: Nylon 6T, UL94V-0
GWT: Nylon 6T, UL94V-0, GWT 750 °C
3. Finish:
(blank): Gold-flash
G15: 15µm (0.38µm) MIN. Select Gold (Mating Area)
100µm (2.54µm) MIN. Select Tin
G30: 30µm (0.76µm) MIN. Select Gold (Mating Area)
100µm (2.54µm) MIN. Select Tin
T: Tin over Nickel



Ordering Information & Dimensions:

| PART NO. | Dimensions | | PART NO. | Dimensions | |
|----------|------------|-------|----------|------------|-------|
| | A | B | | A | B |
| 3x2P | 2.00 | 4.00 | 3x22P | 42.00 | 44.00 |
| 3x3P | 4.00 | 6.00 | 3x23P | 44.00 | 46.00 |
| 3x4P | 6.00 | 8.00 | 3x24P | 46.00 | 48.00 |
| 3x5P | 8.00 | 10.00 | 3x25P | 48.00 | 50.00 |
| 3x6P | 10.00 | 12.00 | 3x26P | 50.00 | 52.00 |
| 3x7P | 12.00 | 14.00 | 3x27P | 52.00 | 54.00 |
| 3x8P | 14.00 | 16.00 | 3x28P | 54.00 | 56.00 |
| 3x9P | 16.00 | 18.00 | 3x29P | 56.00 | 58.00 |
| 3x10P | 18.00 | 20.00 | 3x30P | 58.00 | 60.00 |
| 3x11P | 20.00 | 22.00 | 3x31P | 60.00 | 62.00 |
| 3x12P | 22.00 | 24.00 | 3x32P | 62.00 | 64.00 |
| 3x13P | 24.00 | 26.00 | 3x33P | 64.00 | 66.00 |
| 3x14P | 26.00 | 28.00 | 3x34P | 66.00 | 68.00 |
| 3x15P | 28.00 | 30.00 | 3x35P | 68.00 | 70.00 |
| 3x16P | 30.00 | 32.00 | 3x36P | 70.00 | 72.00 |
| 3x17P | 32.00 | 34.00 | 3x37P | 72.00 | 74.00 |
| 3x18P | 34.00 | 36.00 | 3x38P | 74.00 | 76.00 |
| 3x19P | 36.00 | 38.00 | 3x39P | 76.00 | 78.00 |
| 3x20P | 38.00 | 40.00 | 3x40P | 78.00 | 80.00 |
| 3x21P | 40.00 | 42.00 | | | |

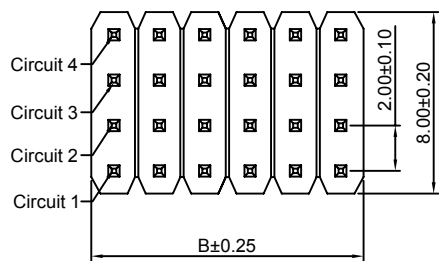
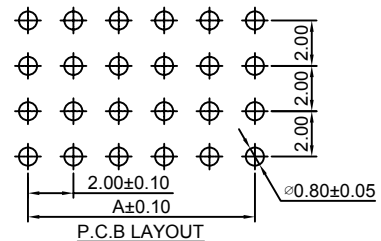
Unit: mm

A2005WV-4xXP

2.00mm Pitch 180° Four Row Pin Header

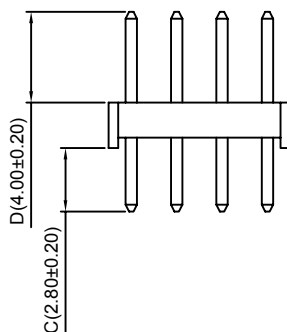
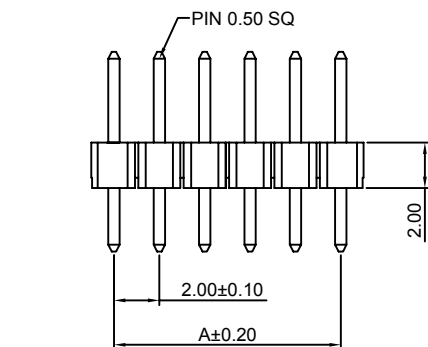
Reference Informations:

- *Material: Pin: Brass/Gold over Nickel
Insulator: PBT, UL94V-0
- *Mates with CJT A2005 series Four Row Female Header
- *Optional Dim. available but MOQ requested
- *Color: Black



Ordering Information:
A2005WV-4xXP - *** - ***
1 2 3

1. Part No.
2. Material:
(Blank): PBT, UL94V-0
6T: Nylon 6T, UL94V-0
GWT: Nylon 6T, UL94V-0, GWT 750 °C
3. Finish:
(blank): Gold-flash
G15: 15µm (0.38µm) MIN. Select Gold (Mating Area)
100µm (2.54µm) MIN. Select Tin
G30: 30µm (0.76µm) MIN. Select Gold (Mating Area)
100µm (2.54µm) MIN. Select Tin
T: Tin over Nickel



Ordering Information & Dimensions:

| PART NO. | Dimensions | | PART NO. | Dimensions | |
|----------|------------|-------|----------|------------|-------|
| | A | B | | A | B |
| 4x2P | 2.00 | 4.00 | 4x22P | 42.00 | 44.00 |
| 4x3P | 4.00 | 6.00 | 4x23P | 44.00 | 46.00 |
| 4x4P | 6.00 | 8.00 | 4x24P | 46.00 | 48.00 |
| 4x5P | 8.00 | 10.00 | 4x25P | 48.00 | 50.00 |
| 4x6P | 10.00 | 12.00 | 4x26P | 50.00 | 52.00 |
| 4x7P | 12.00 | 14.00 | 4x27P | 52.00 | 54.00 |
| 4x8P | 14.00 | 16.00 | 4x28P | 54.00 | 56.00 |
| 4x9P | 16.00 | 18.00 | 4x29P | 56.00 | 58.00 |
| 4x10P | 18.00 | 20.00 | 4x30P | 58.00 | 60.00 |
| 4x11P | 20.00 | 22.00 | 4x31P | 60.00 | 62.00 |
| 4x12P | 22.00 | 24.00 | 4x32P | 62.00 | 64.00 |
| 4x13P | 24.00 | 26.00 | 4x33P | 64.00 | 66.00 |
| 4x14P | 26.00 | 28.00 | 4x34P | 66.00 | 68.00 |
| 4x15P | 28.00 | 30.00 | 4x35P | 68.00 | 70.00 |
| 4x16P | 30.00 | 32.00 | 4x36P | 70.00 | 72.00 |
| 4x17P | 32.00 | 34.00 | 4x37P | 72.00 | 74.00 |
| 4x18P | 34.00 | 36.00 | 4x38P | 74.00 | 76.00 |
| 4x19P | 36.00 | 38.00 | 4x39P | 76.00 | 78.00 |
| 4x20P | 38.00 | 40.00 | 4x40P | 78.00 | 80.00 |
| 4x21P | 40.00 | 42.00 | | | |

Unit: mm

A2005WR-4xXP

2.00mm Pitch 90° Four Row Pin Header

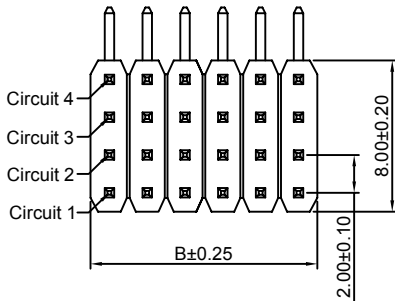
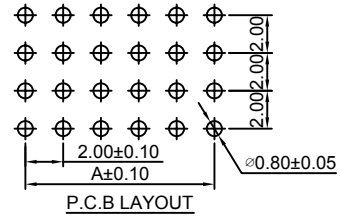
Reference Informations:

*Material:Pin:Brass/Gold over Nickel
Insulator:PBT,UL94V-0

*Mates with CJT A2005 series Four Row Female Header

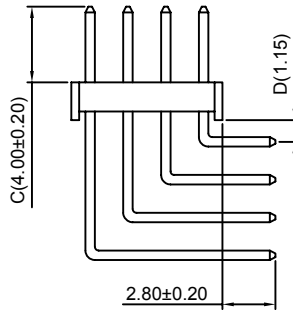
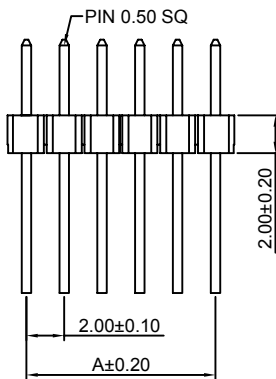
*Optional Dim. available but MOQ requested

*Color:Black



Ordering Information:
A2005WR-4xXP - *** - ***
1 2 3

- 1.Part No.
- 2.Material:
(Blank):PBT,UL94V-0
6T:Nylon 6T,UL94V-0
6WT:Nylon 6T,UL94V-0,GWT 750 °C
- 3.Finish:
(blank):Gold-flash
G15:15µin (0.38µm) MIN.Select Gold(Mating Area)
100µin (2.54µm) MIN.Select Tin
G30:30µin (0.76µm) MIN.Select Gold(Mating Area)
100µin (2.54µm) MIN.Select Tin
T: Tin over Nickel



Ordering Information & Dimensions:

| PART NO. | Dimensions | | PART NO. | Dimensions | |
|----------|------------|-------|----------|------------|-------|
| | A | B | | A | B |
| 4x2P | 2.00 | 4.00 | 4x22P | 42.00 | 44.00 |
| 4x3P | 4.00 | 6.00 | 4x23P | 44.00 | 46.00 |
| 4x4P | 6.00 | 8.00 | 4x24P | 46.00 | 48.00 |
| 4x5P | 8.00 | 10.00 | 4x25P | 48.00 | 50.00 |
| 4x6P | 10.00 | 12.00 | 4x26P | 50.00 | 52.00 |
| 4x7P | 12.00 | 14.00 | 4x27P | 52.00 | 54.00 |
| 4x8P | 14.00 | 16.00 | 4x28P | 54.00 | 56.00 |
| 4x9P | 16.00 | 18.00 | 4x29P | 56.00 | 58.00 |
| 4x10P | 18.00 | 20.00 | 4x30P | 58.00 | 60.00 |
| 4x11P | 20.00 | 22.00 | 4x31P | 60.00 | 62.00 |
| 4x12P | 22.00 | 24.00 | 4x32P | 62.00 | 64.00 |
| 4x13P | 24.00 | 26.00 | 4x33P | 64.00 | 66.00 |
| 4x14P | 26.00 | 28.00 | 4x34P | 66.00 | 68.00 |
| 4x15P | 28.00 | 30.00 | 4x35P | 68.00 | 70.00 |
| 4x16P | 30.00 | 32.00 | 4x36P | 70.00 | 72.00 |
| 4x17P | 32.00 | 34.00 | 4x37P | 72.00 | 74.00 |
| 4x18P | 34.00 | 36.00 | 4x38P | 74.00 | 76.00 |
| 4x19P | 36.00 | 38.00 | 4x39P | 76.00 | 78.00 |
| 4x20P | 38.00 | 40.00 | 4x40P | 78.00 | 80.00 |
| 4x21P | 40.00 | 42.00 | | | |

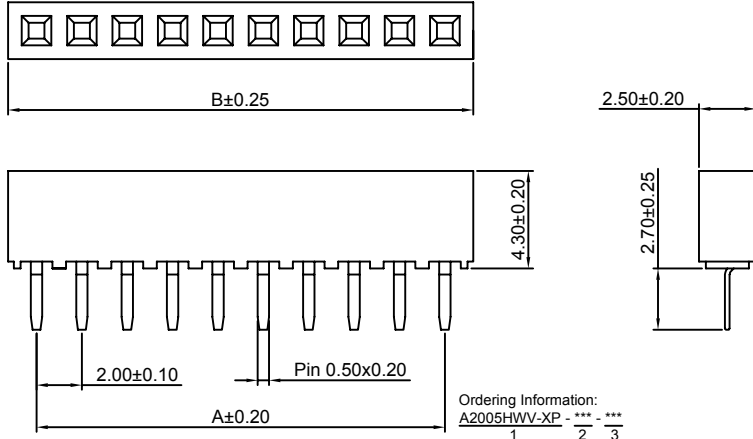
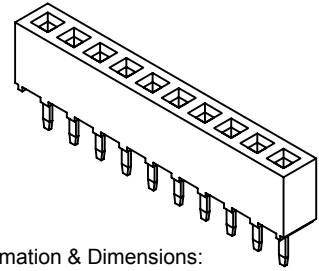
Unit: mm

A2005HWV-XP

2.00mm Pitch 180° Single Row Female Header

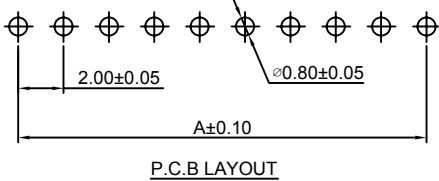
Reference Informations:

- *Material:Pin:Phosphor Bronze/Gold over Nickel
Insulator:PBT,UL94V-0
- *Mates with CJT A2005 series Single Row Pin Header
- *Color:Black



Ordering Information:
A2005HWV-XP - *** - ***
1 2 3

- Part No.
- Material:
(blank):PBT,UL94V-0
6T:Nylon 6T,UL94V-0
GWT:Nylon 6T,UL94V-0,GWT 750°C
- Finish:
(blank):Gold-flash
G15:15µm (0.38µm) MIN.Select Gold(Mating Area)
100µm (2.54µm) MIN.Select Tin
G30:30µm (0.76µm) MIN.Select Gold(Mating Area)
100µm (2.54µm) MIN.Select Tin
I:Tin over Nickel



P.C.B LAYOUT

Ordering Information & Dimensions:

| PART NO. | Dimensions | | PART NO. | Dimensions | |
|----------|------------|-------|----------|------------|-------|
| | A | B | | A | B |
| 2P | 2.00 | 4.60 | 22P | 42.00 | 44.60 |
| 3P | 4.00 | 6.60 | 23P | 44.00 | 46.60 |
| 4P | 6.00 | 8.60 | 24P | 46.00 | 48.60 |
| 5P | 8.00 | 10.60 | 25P | 48.00 | 50.60 |
| 6P | 10.00 | 12.60 | 26P | 50.00 | 52.60 |
| 7P | 12.00 | 14.60 | 27P | 52.00 | 54.60 |
| 8P | 14.00 | 16.60 | 28P | 54.00 | 56.60 |
| 9P | 16.00 | 18.60 | 29P | 56.00 | 58.60 |
| 10P | 18.00 | 20.60 | 30P | 58.00 | 60.60 |
| 11P | 20.00 | 22.60 | 31P | 60.00 | 62.60 |
| 12P | 22.00 | 24.60 | 32P | 62.00 | 64.60 |
| 13P | 24.00 | 26.60 | 33P | 64.00 | 66.60 |
| 14P | 26.00 | 28.60 | 34P | 66.00 | 68.60 |
| 15P | 28.00 | 30.60 | 35P | 68.00 | 70.60 |
| 16P | 30.00 | 32.60 | 36P | 70.00 | 72.60 |
| 17P | 32.00 | 34.60 | 37P | 72.00 | 74.60 |
| 18P | 34.00 | 36.60 | 38P | 74.00 | 76.60 |
| 19P | 36.00 | 38.60 | 39P | 76.00 | 78.60 |
| 20P | 38.00 | 40.60 | 40P | 78.00 | 80.60 |
| 21P | 40.00 | 42.60 | | | |

Unit: mm

A2005HWR-XP

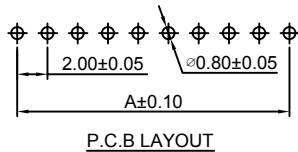
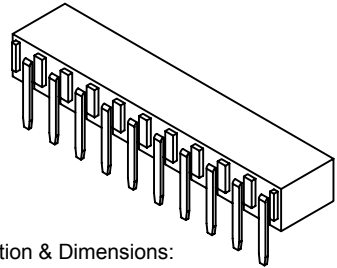
2.00mm Pitch 90° Single Row Female Header

Reference Informations:

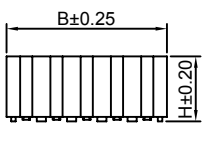
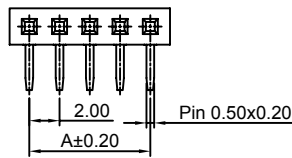
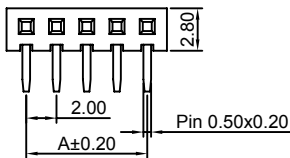
- *Material:Pin:Phosphor Bronze/Gold over Nickel
Insulator:PBT,UL94V-0
- *Mates with CJT A2005 series Single Row Pin Header
- *Color:Black

Ordering Information:
A2005HWR-XP - * - *** - *** - ***
1 2 3 4 5

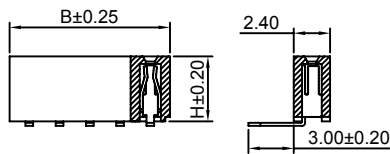
- Part No.
- Style:
(blank):TYPE 1
2:TYPE 2
- Size(H):
(blank):4.30mm
H40:4.00mm
H46:4.60mm
- Material:
(blank):PBT,UL94V-0
6T:Nylon 6T,UL94V-0
GWT:Nylon 6T,UL94V-0,GWT 750°C
- Finish:
(blank):Gold-flash
G15:15µm (0.38µm) MIN.Select Gold(Mating Area)
100µm (2.54µm) MIN.Select Tin
G30:30µm (0.76µm) MIN.Select Gold(Mating Area)
100µm (2.54µm) MIN.Select Tin
I:Tin over Nickel



P.C.B LAYOUT



TYPE 1



TYPE 2

Ordering Information & Dimensions:

| PART NO. | Dimensions | | PART NO. | Dimensions | |
|----------|------------|-------|----------|------------|-------|
| | A | B | | A | B |
| 2P | 2.00 | 4.60 | 22P | 42.00 | 44.60 |
| 3P | 4.00 | 6.60 | 23P | 44.00 | 46.60 |
| 4P | 6.00 | 8.60 | 24P | 46.00 | 48.60 |
| 5P | 8.00 | 10.60 | 25P | 48.00 | 50.60 |
| 6P | 10.00 | 12.60 | 26P | 50.00 | 52.60 |
| 7P | 12.00 | 14.60 | 27P | 52.00 | 54.60 |
| 8P | 14.00 | 16.60 | 28P | 54.00 | 56.60 |
| 9P | 16.00 | 18.60 | 29P | 56.00 | 58.60 |
| 10P | 18.00 | 20.60 | 30P | 58.00 | 60.60 |
| 11P | 20.00 | 22.60 | 31P | 60.00 | 62.60 |
| 12P | 22.00 | 24.60 | 32P | 62.00 | 64.60 |
| 13P | 24.00 | 26.60 | 33P | 64.00 | 66.60 |
| 14P | 26.00 | 28.60 | 34P | 66.00 | 68.60 |
| 15P | 28.00 | 30.60 | 35P | 68.00 | 70.60 |
| 16P | 30.00 | 32.60 | 36P | 70.00 | 72.60 |
| 17P | 32.00 | 34.60 | 37P | 72.00 | 74.60 |
| 18P | 34.00 | 36.60 | 38P | 74.00 | 76.60 |
| 19P | 36.00 | 38.60 | 39P | 76.00 | 78.60 |
| 20P | 38.00 | 40.60 | 40P | 78.00 | 80.60 |
| 21P | 40.00 | 42.60 | | | |

Unit: mm

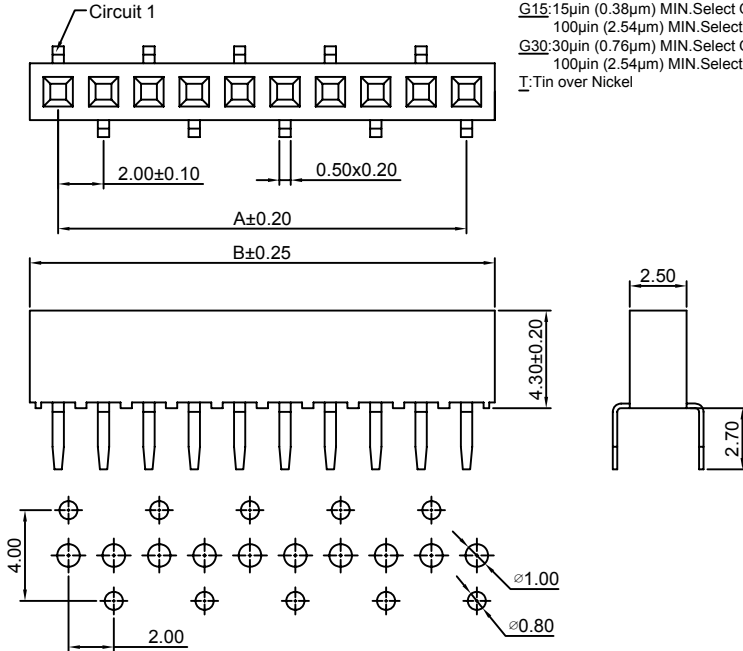
A2005HWV-XP-A

2.00mm Pitch 180° Single Row Female Header - A TYPE

Reference Informations:

- *Material: Pin: Phosphor Bronze/Gold over Nickel
Insulator: PBT, UL94V-0
- *Mates with CJT A2005 series Single Row Pin Header
- *Color: Black

Ordering Information:
A2005HWV-XP-A - *** - ***
 1 2 3
 1. Part No.
 2. Material:
 (Blank): PBT, UL94V-0
 6T: Nylon 6T, UL94V-0
 GWT: Nylon 6T, UL94V-0, GWT 750 °C
 3. Finish:
 (blank): Gold-flash
 G15: 15µin (0.38µm) MIN. Select Gold (Mating Area)
 100µin (2.54µm) MIN. Select Tin
 G30: 30µin (0.76µm) MIN. Select Gold (Mating Area)
 100µin (2.54µm) MIN. Select Tin
 T: Tin over Nickel



P.C.B LAYOUT

Ordering Information & Dimensions:

| PART NO. | Dimensions | | PART NO. | Dimensions | |
|----------|------------|-------|----------|------------|-------|
| | A | B | | A | B |
| 2P | 2.00 | 4.60 | 22P | 42.00 | 44.60 |
| 3P | 4.00 | 6.60 | 23P | 44.00 | 46.60 |
| 4P | 6.00 | 8.60 | 24P | 46.00 | 48.60 |
| 5P | 8.00 | 10.60 | 25P | 48.00 | 50.60 |
| 6P | 10.00 | 12.60 | 26P | 50.00 | 52.60 |
| 7P | 12.00 | 14.60 | 27P | 52.00 | 54.60 |
| 8P | 14.00 | 16.60 | 28P | 54.00 | 56.60 |
| 9P | 16.00 | 18.60 | 29P | 56.00 | 58.60 |
| 10P | 18.00 | 20.60 | 30P | 58.00 | 60.60 |
| 11P | 20.00 | 22.60 | 31P | 60.00 | 62.60 |
| 12P | 22.00 | 24.60 | 32P | 62.00 | 64.60 |
| 13P | 24.00 | 26.60 | 33P | 64.00 | 66.60 |
| 14P | 26.00 | 28.60 | 34P | 66.00 | 68.60 |
| 15P | 28.00 | 30.60 | 35P | 68.00 | 70.60 |
| 16P | 30.00 | 32.60 | 36P | 70.00 | 72.60 |
| 17P | 32.00 | 34.60 | 37P | 72.00 | 74.60 |
| 18P | 34.00 | 36.60 | 38P | 74.00 | 76.60 |
| 19P | 36.00 | 38.60 | 39P | 76.00 | 78.60 |
| 20P | 38.00 | 40.60 | 40P | 78.00 | 80.60 |
| 21P | 40.00 | 42.60 | | | |

Unit: mm

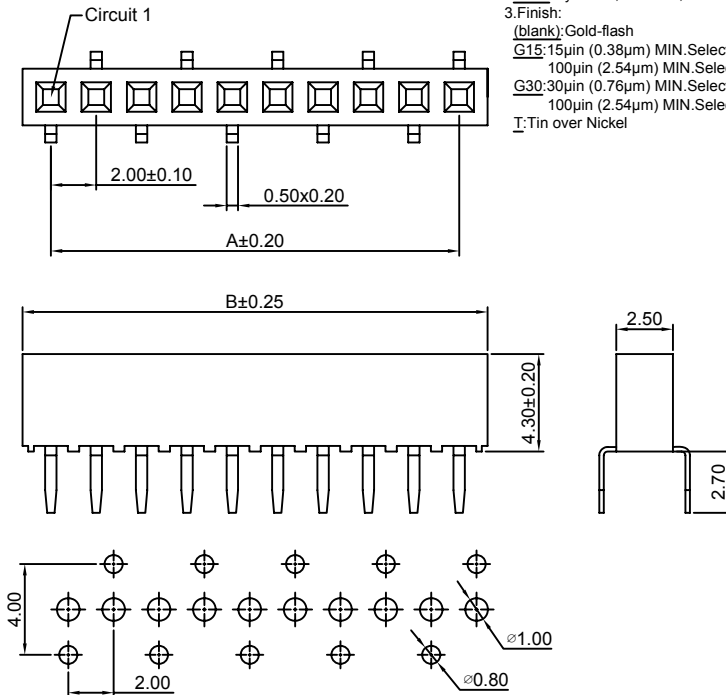
A2005HWV-XP-B

2.00mm Pitch 180° Single Row Female Header - B TYPE

Reference Informations:

- *Material: Pin: Phosphor Bronze/Gold over Nickel
Insulator: PBT, UL94V-0
- *Mates with CJT A2005 series Single Row Pin Header
- *Color: Black

Ordering Information:
A2005HWV-XP-B - *** - ***
 1 2 3
 1. Part No.
 2. Material:
 (Blank): PBT, UL94V-0
 6T: Nylon 6T, UL94V-0
 GWT: Nylon 6T, UL94V-0, GWT 750 °C
 3. Finish:
 (blank): Gold-flash
 G15: 15µin (0.38µm) MIN. Select Gold (Mating Area)
 100µin (2.54µm) MIN. Select Tin
 G30: 30µin (0.76µm) MIN. Select Gold (Mating Area)
 100µin (2.54µm) MIN. Select Tin
 T: Tin over Nickel



P.C.B LAYOUT

Ordering Information & Dimensions:

| PART NO. | Dimensions | | PART NO. | Dimensions | |
|----------|------------|-------|----------|------------|-------|
| | A | B | | A | B |
| 2P | 2.00 | 4.60 | 22P | 42.00 | 44.60 |
| 3P | 4.00 | 6.60 | 23P | 44.00 | 46.60 |
| 4P | 6.00 | 8.60 | 24P | 46.00 | 48.60 |
| 5P | 8.00 | 10.60 | 25P | 48.00 | 50.60 |
| 6P | 10.00 | 12.60 | 26P | 50.00 | 52.60 |
| 7P | 12.00 | 14.60 | 27P | 52.00 | 54.60 |
| 8P | 14.00 | 16.60 | 28P | 54.00 | 56.60 |
| 9P | 16.00 | 18.60 | 29P | 56.00 | 58.60 |
| 10P | 18.00 | 20.60 | 30P | 58.00 | 60.60 |
| 11P | 20.00 | 22.60 | 31P | 60.00 | 62.60 |
| 12P | 22.00 | 24.60 | 32P | 62.00 | 64.60 |
| 13P | 24.00 | 26.60 | 33P | 64.00 | 66.60 |
| 14P | 26.00 | 28.60 | 34P | 66.00 | 68.60 |
| 15P | 28.00 | 30.60 | 35P | 68.00 | 70.60 |
| 16P | 30.00 | 32.60 | 36P | 70.00 | 72.60 |
| 17P | 32.00 | 34.60 | 37P | 72.00 | 74.60 |
| 18P | 34.00 | 36.60 | 38P | 74.00 | 76.60 |
| 19P | 36.00 | 38.60 | 39P | 76.00 | 78.60 |
| 20P | 38.00 | 40.60 | 40P | 78.00 | 80.60 |
| 21P | 40.00 | 42.60 | | | |

Unit: mm

A2005HWV-XP-C

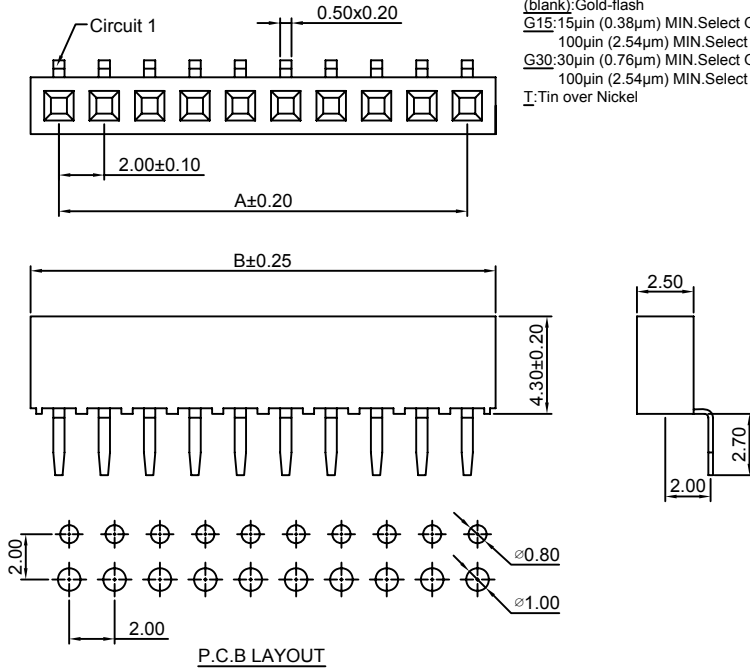
2.00mm Pitch 180° Single Row Female Header - C TYPE

Reference Informations:

- *Material:Pin:Phosphor Bronze/Gold over Nickel
Insulator:PBT,UL94V-0
- *Mates with CJT A2005 series Single Row Pin Header
- *Color:Black

Ordering Information:
A2005HWV-XP-C - *** - ***
 1 2 3

1.Part No.
 2.Material:
 (Blank):PBT,UL94V-0
 6T:Nylon 6T,UL94V-0
 GWT:Nylon 6T,UL94V-0,GWT 750 °C
 3.Finish:
 (blank):Gold-flash
 G15:15µm (0.38µm) MIN.Select Gold(Mating Area)
 100µm (2.54µm) MIN.Select Tin
 G30:30µm (0.76µm) MIN.Select Gold(Mating Area)
 100µm (2.54µm) MIN.Select Tin
 T: Tin over Nickel



Ordering Information & Dimensions:

| PART NO. | Dimensions | | PART NO. | Dimensions | |
|----------|------------|-------|----------|------------|-------|
| | A | B | | A | B |
| 2P | 2.00 | 4.60 | 22P | 42.00 | 44.60 |
| 3P | 4.00 | 6.60 | 23P | 44.00 | 46.60 |
| 4P | 6.00 | 8.60 | 24P | 46.00 | 48.60 |
| 5P | 8.00 | 10.60 | 25P | 48.00 | 50.60 |
| 6P | 10.00 | 12.60 | 26P | 50.00 | 52.60 |
| 7P | 12.00 | 14.60 | 27P | 52.00 | 54.60 |
| 8P | 14.00 | 16.60 | 28P | 54.00 | 56.60 |
| 9P | 16.00 | 18.60 | 29P | 56.00 | 58.60 |
| 10P | 18.00 | 20.60 | 30P | 58.00 | 60.60 |
| 11P | 20.00 | 22.60 | 31P | 60.00 | 62.60 |
| 12P | 22.00 | 24.60 | 32P | 62.00 | 64.60 |
| 13P | 24.00 | 26.60 | 33P | 64.00 | 66.60 |
| 14P | 26.00 | 28.60 | 34P | 66.00 | 68.60 |
| 15P | 28.00 | 30.60 | 35P | 68.00 | 70.60 |
| 16P | 30.00 | 32.60 | 36P | 70.00 | 72.60 |
| 17P | 32.00 | 34.60 | 37P | 72.00 | 74.60 |
| 18P | 34.00 | 36.60 | 38P | 74.00 | 76.60 |
| 19P | 36.00 | 38.60 | 39P | 76.00 | 78.60 |
| 20P | 38.00 | 40.60 | 40P | 78.00 | 80.60 |
| 21P | 40.00 | 42.60 | | | |

Unit: mm

A2005HWV-S-XP-A

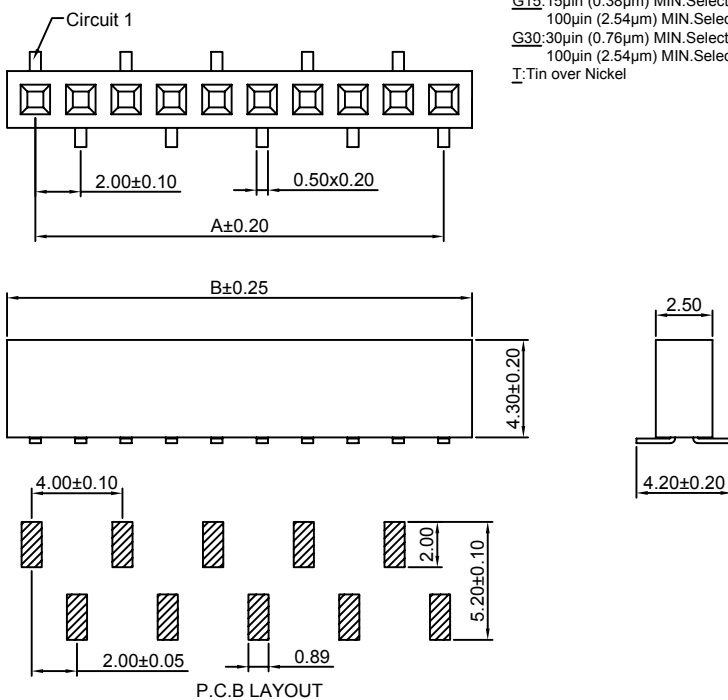
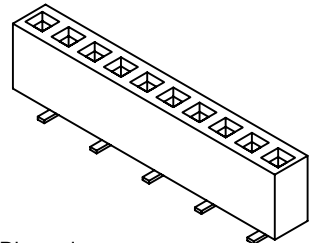
2.00mm Pitch 180° Single Row Female Header - SMT A TYPE

Reference Informations:

- *Material:Pin:Phosphor Bronze/Gold over Nickel
Insulator:Nylon 6T,UL94V-0
- *Mates with CJT A2005 series Single Row Pin Header
- *Color:Black

Ordering Information:
A2005HWV-S-XP-A - *** - ***
 1 2 3

1.Part No.
 2.Material:
 (Blank):Nylon 6T,UL94V-0
 GWT:Nylon 6T,UL94V-0,GWT 750 °C
 3.Finish:
 (blank):Gold-flash
 G15:15µm (0.38µm) MIN.Select Gold(Mating Area)
 100µm (2.54µm) MIN.Select Tin
 G30:30µm (0.76µm) MIN.Select Gold(Mating Area)
 100µm (2.54µm) MIN.Select Tin
 T: Tin over Nickel



Ordering Information & Dimensions:

| PART NO. | Dimensions | | PART NO. | Dimensions | |
|----------|------------|-------|----------|------------|-------|
| | A | B | | A | B |
| 2P | 2.00 | 4.60 | 22P | 42.00 | 44.60 |
| 3P | 4.00 | 6.60 | 23P | 44.00 | 46.60 |
| 4P | 6.00 | 8.60 | 24P | 46.00 | 48.60 |
| 5P | 8.00 | 10.60 | 25P | 48.00 | 50.60 |
| 6P | 10.00 | 12.60 | 26P | 50.00 | 52.60 |
| 7P | 12.00 | 14.60 | 27P | 52.00 | 54.60 |
| 8P | 14.00 | 16.60 | 28P | 54.00 | 56.60 |
| 9P | 16.00 | 18.60 | 29P | 56.00 | 58.60 |
| 10P | 18.00 | 20.60 | 30P | 58.00 | 60.60 |
| 11P | 20.00 | 22.60 | 31P | 60.00 | 62.60 |
| 12P | 22.00 | 24.60 | 32P | 62.00 | 64.60 |
| 13P | 24.00 | 26.60 | 33P | 64.00 | 66.60 |
| 14P | 26.00 | 28.60 | 34P | 66.00 | 68.60 |
| 15P | 28.00 | 30.60 | 35P | 68.00 | 70.60 |
| 16P | 30.00 | 32.60 | 36P | 70.00 | 72.60 |
| 17P | 32.00 | 34.60 | 37P | 72.00 | 74.60 |
| 18P | 34.00 | 36.60 | 38P | 74.00 | 76.60 |
| 19P | 36.00 | 38.60 | 39P | 76.00 | 78.60 |
| 20P | 38.00 | 40.60 | 40P | 78.00 | 80.60 |
| 21P | 40.00 | 42.60 | | | |

Unit: mm

A2005HWV-S-XP-B

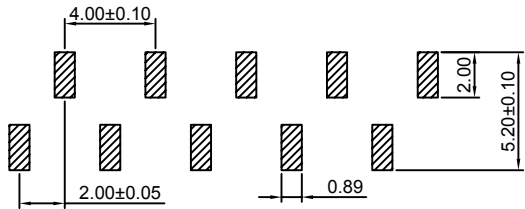
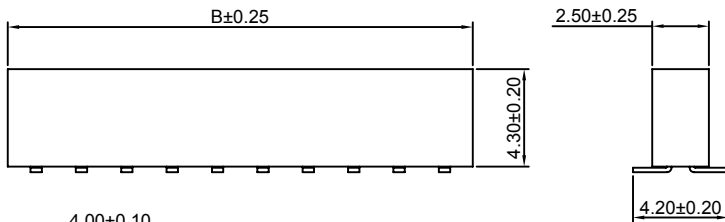
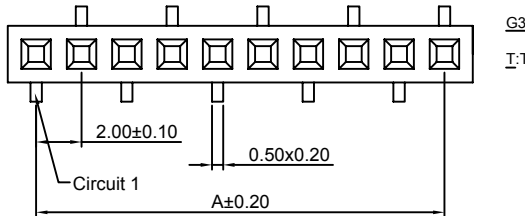
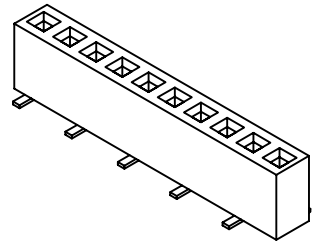
2.00mm Pitch 180° Single Row Female Header - SMT B TYPE

Reference Informations:

- *Material:Pin:Phosphor Bronze/Gold over Nickel
Insulator:Nylon 6T,UL94V-0
- *Mates with CJT A2005 series Single Row Pin Header
- *Color:Black

Ordering Information:
A2005HWV-S-XP-B - *** - ***
1 2 3

- 1.Part No.
- 2.Material:
(Blank):Nylon 6T,UL94V-0
GWT:Nylon 6T,UL94V-0,GWT 750 °C
- 3.Finish:
(blank):Gold-flash
G15:15µin (0.38µm) MIN.Select Gold(Mating Area)
100µin (2.54µm) MIN.Select Tin
G30:30µin (0.76µm) MIN.Select Gold(Mating Area)
100µin (2.54µm) MIN.Select Tin
T:Tin over Nickel



P.C.B LAYOUT

Ordering Information & Dimensions:

| PART NO. | Dimensions | | PART NO. | Dimensions | |
|----------|------------|-------|----------|------------|-------|
| | A | B | | A | B |
| 2P | 2.00 | 4.60 | 22P | 42.00 | 44.60 |
| 3P | 4.00 | 6.60 | 23P | 44.00 | 46.60 |
| 4P | 6.00 | 8.60 | 24P | 46.00 | 48.60 |
| 5P | 8.00 | 10.60 | 25P | 48.00 | 50.60 |
| 6P | 10.00 | 12.60 | 26P | 50.00 | 52.60 |
| 7P | 12.00 | 14.60 | 27P | 52.00 | 54.60 |
| 8P | 14.00 | 16.60 | 28P | 54.00 | 56.60 |
| 9P | 16.00 | 18.60 | 29P | 56.00 | 58.60 |
| 10P | 18.00 | 20.60 | 30P | 58.00 | 60.60 |
| 11P | 20.00 | 22.60 | 31P | 60.00 | 62.60 |
| 12P | 22.00 | 24.60 | 32P | 62.00 | 64.60 |
| 13P | 24.00 | 26.60 | 33P | 64.00 | 66.60 |
| 14P | 26.00 | 28.60 | 34P | 66.00 | 68.60 |
| 15P | 28.00 | 30.60 | 35P | 68.00 | 70.60 |
| 16P | 30.00 | 32.60 | 36P | 70.00 | 72.60 |
| 17P | 32.00 | 34.60 | 37P | 72.00 | 74.60 |
| 18P | 34.00 | 36.60 | 38P | 74.00 | 76.60 |
| 19P | 36.00 | 38.60 | 39P | 76.00 | 78.60 |
| 20P | 38.00 | 40.60 | 40P | 78.00 | 80.60 |
| 21P | 40.00 | 42.60 | | | |

Unit: mm

A2005HWR-S-XP

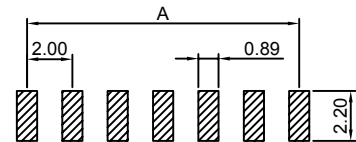
2.00mm Pitch 90° Single Row Female Header - SMT TYPE

Reference Informations:

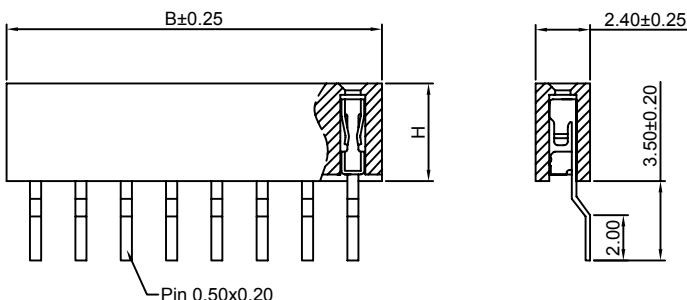
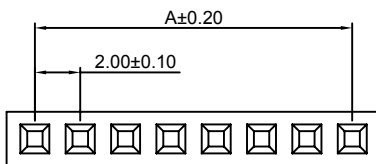
- *Material:Pin:Phosphor Bronze/Gold over Nickel
Insulator:Nylon 6T,UL94V-0
- *Mates with CJT A2005 series Single Row Pin Header
- *Color:Black

Ordering Information:
A2005HWR-S-XP - *** - *** - ***
1 2 3 4

- 1.Part No.
- 2.Size(H):
(blank):4.30mm
H40:4.00mm
- 3.Material:
(Blank):Nylon 6T,UL94V-0
GWT:Nylon 6T,UL94V-0,GWT 750 °C
- 4.Finish:
(blank):Gold-flash
G15:15µin (0.38µm) MIN.Select Gold(Mating Area)
100µin (2.54µm) MIN.Select Tin
G30:30µin (0.76µm) MIN.Select Gold(Mating Area)
100µin (2.54µm) MIN.Select Tin
T:Tin over Nickel



P.C.B LAYOUT



Ordering Information & Dimensions:

| PART NO. | Dimensions | | PART NO. | Dimensions | |
|----------|------------|-------|----------|------------|-------|
| | A | B | | A | B |
| 2P | 2.00 | 4.50 | 22P | 42.00 | 44.50 |
| 3P | 4.00 | 6.50 | 23P | 44.00 | 46.50 |
| 4P | 6.00 | 8.50 | 24P | 46.00 | 48.50 |
| 5P | 8.00 | 10.50 | 25P | 48.00 | 50.50 |
| 6P | 10.00 | 12.50 | 26P | 50.00 | 52.50 |
| 7P | 12.00 | 14.50 | 27P | 52.00 | 54.50 |
| 8P | 14.00 | 16.50 | 28P | 54.00 | 56.50 |
| 9P | 16.00 | 18.50 | 29P | 56.00 | 58.50 |
| 10P | 18.00 | 20.50 | 30P | 58.00 | 60.50 |
| 11P | 20.00 | 22.50 | 31P | 60.00 | 62.50 |
| 12P | 22.00 | 24.50 | 32P | 62.00 | 64.50 |
| 13P | 24.00 | 26.50 | 33P | 64.00 | 66.50 |
| 14P | 26.00 | 28.50 | 34P | 66.00 | 68.50 |
| 15P | 28.00 | 30.50 | 35P | 68.00 | 70.50 |
| 16P | 30.00 | 32.50 | 36P | 70.00 | 72.50 |
| 17P | 32.00 | 34.50 | 37P | 72.00 | 74.50 |
| 18P | 34.00 | 36.50 | 38P | 74.00 | 76.50 |
| 19P | 36.00 | 38.50 | 39P | 76.00 | 78.50 |
| 20P | 38.00 | 40.50 | 40P | 78.00 | 80.50 |
| 21P | 40.00 | 42.50 | | | |

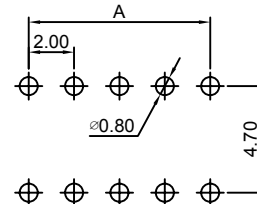
Unit: mm

A2005HWRA-XP

2.00mm Pitch 90° Single Row Female Header

Reference Informations:

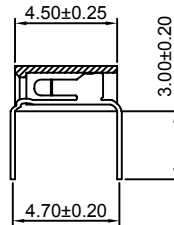
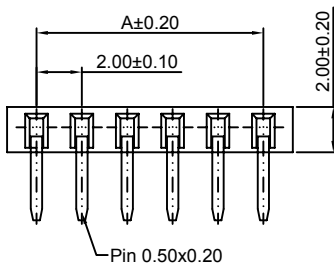
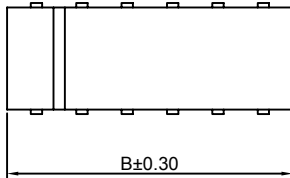
- *Material:Pin:Phosphor Bronze/Gold over Nickel
Insulator:PBT,UL94V-0
- *Mates with CJT A2005 series Single Row Pin Header
- *Color:Black



P.C.B LAYOUT

Ordering Information:
A2005HWRA-XP - *** - ***
1 2 3

- Part No.
- Material:
(Blank):PBT,UL94V-0
6T:Nylon 6T,UL94V-0
GWT:Nylon 6T,UL94V-0,GWT 750 °C
- Finish:
(blank):Gold-flash
G15:15µin (0.38µm) MIN.Select Gold(Mating Area)
100µin (2.54µm) MIN.Select Tin
G30:30µin (0.76µm) MIN.Select Gold(Mating Area)
100µin (2.54µm) MIN.Select Tin
I: Tin over Nickel



Ordering Information & Dimensions:

| PART NO. | Dimensions | | PART NO. | Dimensions | |
|----------|------------|-------|----------|------------|-------|
| | A | B | | A | B |
| 2P | 2.00 | 4.60 | 22P | 42.00 | 44.60 |
| 3P | 4.00 | 6.60 | 23P | 44.00 | 46.60 |
| 4P | 6.00 | 8.60 | 24P | 46.00 | 48.60 |
| 5P | 8.00 | 10.60 | 25P | 48.00 | 50.60 |
| 6P | 10.00 | 12.60 | 26P | 50.00 | 52.60 |
| 7P | 12.00 | 14.60 | 27P | 52.00 | 54.60 |
| 8P | 14.00 | 16.60 | 28P | 54.00 | 56.60 |
| 9P | 16.00 | 18.60 | 29P | 56.00 | 58.60 |
| 10P | 18.00 | 20.60 | 30P | 58.00 | 60.60 |
| 11P | 20.00 | 22.60 | 31P | 60.00 | 62.60 |
| 12P | 22.00 | 24.60 | 32P | 62.00 | 64.60 |
| 13P | 24.00 | 26.60 | 33P | 64.00 | 66.60 |
| 14P | 26.00 | 28.60 | 34P | 66.00 | 68.60 |
| 15P | 28.00 | 30.60 | 35P | 68.00 | 70.60 |
| 16P | 30.00 | 32.60 | 36P | 70.00 | 72.60 |
| 17P | 32.00 | 34.60 | 37P | 72.00 | 74.60 |
| 18P | 34.00 | 36.60 | 38P | 74.00 | 76.60 |
| 19P | 36.00 | 38.60 | 39P | 76.00 | 78.60 |
| 20P | 38.00 | 40.60 | 40P | 78.00 | 80.60 |
| 21P | 40.00 | 42.60 | | | |

Unit: mm

A2005HWRA-S-XP

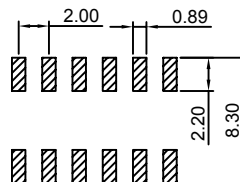
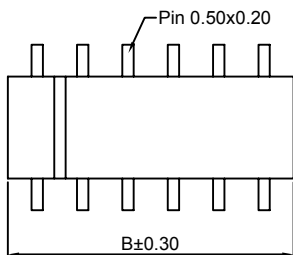
2.00mm Pitch 90° Single Row Female Header - SMT TYPE

Reference Informations:

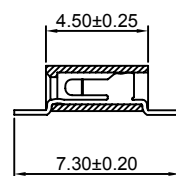
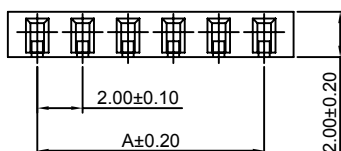
- *Material:Pin:Phosphor Bronze/Gold over Nickel
Insulator:Nylon 6T,UL94V-0
- *Mates with CJT A2005 series Single Row Pin Header
- *Color:Black

Ordering Information:
A2005HWRA-S-XP - *** - ***
1 2 3

- Part No.
- Material:
(Blank):Nylon 6T,UL94V-0
GWT:Nylon 6T,UL94V-0,GWT 750 °C
- Finish:
(blank):Gold-flash
G15:15µin (0.38µm) MIN.Select Gold(Mating Area)
100µin (2.54µm) MIN.Select Tin
G30:30µin (0.76µm) MIN.Select Gold(Mating Area)
100µin (2.54µm) MIN.Select Tin
I: Tin over Nickel



P.C.B LAYOUT



Ordering Information & Dimensions:

| PART NO. | Dimensions | | PART NO. | Dimensions | |
|----------|------------|-------|----------|------------|-------|
| | A | B | | A | B |
| 2P | 2.00 | 4.60 | 22P | 42.00 | 44.60 |
| 3P | 4.00 | 6.60 | 23P | 44.00 | 46.60 |
| 4P | 6.00 | 8.60 | 24P | 46.00 | 48.60 |
| 5P | 8.00 | 10.60 | 25P | 48.00 | 50.60 |
| 6P | 10.00 | 12.60 | 26P | 50.00 | 52.60 |
| 7P | 12.00 | 14.60 | 27P | 52.00 | 54.60 |
| 8P | 14.00 | 16.60 | 28P | 54.00 | 56.60 |
| 9P | 16.00 | 18.60 | 29P | 56.00 | 58.60 |
| 10P | 18.00 | 20.60 | 30P | 58.00 | 60.60 |
| 11P | 20.00 | 22.60 | 31P | 60.00 | 62.60 |
| 12P | 22.00 | 24.60 | 32P | 62.00 | 64.60 |
| 13P | 24.00 | 26.60 | 33P | 64.00 | 66.60 |
| 14P | 26.00 | 28.60 | 34P | 66.00 | 68.60 |
| 15P | 28.00 | 30.60 | 35P | 68.00 | 70.60 |
| 16P | 30.00 | 32.60 | 36P | 70.00 | 72.60 |
| 17P | 32.00 | 34.60 | 37P | 72.00 | 74.60 |
| 18P | 34.00 | 36.60 | 38P | 74.00 | 76.60 |
| 19P | 36.00 | 38.60 | 39P | 76.00 | 78.60 |
| 20P | 38.00 | 40.60 | 40P | 78.00 | 80.60 |
| 21P | 40.00 | 42.60 | | | |

Unit: mm

A2005HWV-2xXP

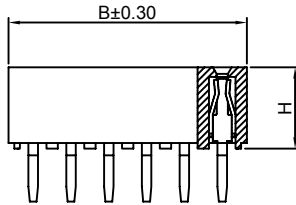
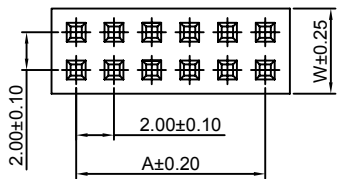
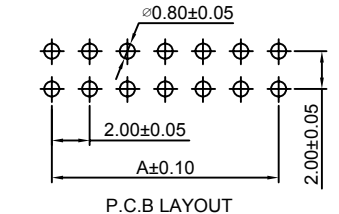
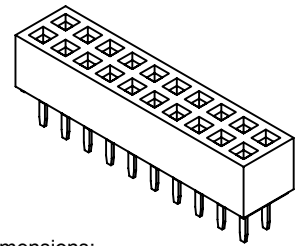
2.00mm Pitch 180° Dual Row Female Header

Reference Informations:

*Material:Pin:Phosphor Bronze/Gold over Nickel
Insulator:PBT,UL94V-0

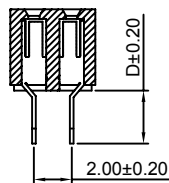
*Mates with CJT A2005 series Dual Row Pin Header

*Color:Black



Ordering Information:
A2005HWV-2xXP - *** - *** - *** - ***

- Part No.
- Size(H):
(blank):4.30mm
H40:4.00mm
H46:4.60mm
- Size(W):
(blank):4.50mm
W40:4.00mm
- Size(L):
(blank):2.80mm(H43,H40,H46)
D24:2.40mm(H43,H46)
- Material:
(Blank):PBT,UL94V-0
6T:Nylon 6T,UL94V-0
GWT:Nylon 6T,UL94V-0,GWT 750 °C
- Finish:
(blank):Gold-flash
G15:15µin (0.38µm) MIN.Select Gold(Mating Area)
100µin (2.54µm) MIN.Select Tin
G30:30µin (0.76µm) MIN.Select Gold(Mating Area)
100µin (2.54µm) MIN.Select Tin
T: Tin over Nickel



Ordering Information & Dimensions:

| PART NO. | Dimensions | | PART NO. | Dimensions | |
|----------|------------|-------|----------|------------|-------|
| | A | B | | A | B |
| 2x2P | 2.00 | 4.60 | 2x22P | 42.00 | 44.60 |
| 2x3P | 4.00 | 6.60 | 2x23P | 44.00 | 46.60 |
| 2x4P | 6.00 | 8.60 | 2x24P | 46.00 | 48.60 |
| 2x5P | 8.00 | 10.60 | 2x25P | 48.00 | 50.60 |
| 2x6P | 10.00 | 12.60 | 2x26P | 50.00 | 52.60 |
| 2x7P | 12.00 | 14.60 | 2x27P | 52.00 | 54.60 |
| 2x8P | 14.00 | 16.60 | 2x28P | 54.00 | 56.60 |
| 2x9P | 16.00 | 18.60 | 2x29P | 56.00 | 58.60 |
| 2x10P | 18.00 | 20.60 | 2x30P | 58.00 | 60.60 |
| 2x11P | 20.00 | 22.60 | 2x31P | 60.00 | 62.60 |
| 2x12P | 22.00 | 24.60 | 2x32P | 62.00 | 64.60 |
| 2x13P | 24.00 | 26.60 | 2x33P | 64.00 | 66.60 |
| 2x14P | 26.00 | 28.60 | 2x34P | 66.00 | 68.60 |
| 2x15P | 28.00 | 30.60 | 2x35P | 68.00 | 70.60 |
| 2x16P | 30.00 | 32.60 | 2x36P | 70.00 | 72.60 |
| 2x17P | 32.00 | 34.60 | 2x37P | 72.00 | 74.60 |
| 2x18P | 34.00 | 36.60 | 2x38P | 74.00 | 76.60 |
| 2x19P | 36.00 | 38.60 | 2x39P | 76.00 | 78.60 |
| 2x20P | 38.00 | 40.60 | 2x40P | 78.00 | 80.60 |
| 2x21P | 40.00 | 42.60 | | | |

Unit: mm

A2005HWR-2xXP

2.00mm Pitch 90° Dual Row Female Header

Reference Informations:

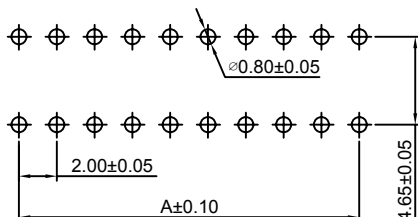
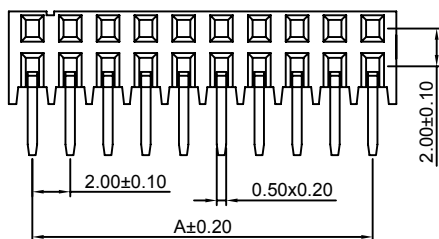
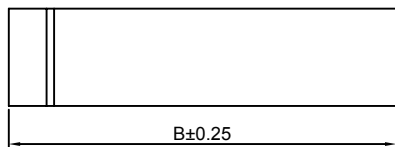
*Material:Pin:Phosphor Bronze/Gold over Nickel
Insulator:PBT,UL94V-0

*Mates with CJT A2005 series Dual Row Pin Header

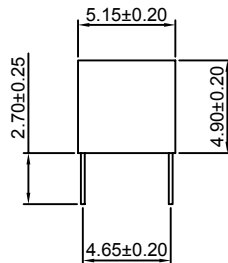
*Color:Black

Ordering Information:
A2005HWR-2xXP - *** - ***

- Part No.
- Material:
(Blank):PBT,UL94V-0
6T:Nylon 6T,UL94V-0
GWT:Nylon 6T,UL94V-0,GWT 750 °C
- Finish:
(blank):Gold-flash
G15:15µin (0.38µm) MIN.Select Gold(Mating Area)
100µin (2.54µm) MIN.Select Tin
G30:30µin (0.76µm) MIN.Select Gold(Mating Area)
100µin (2.54µm) MIN.Select Tin
T: Tin over Nickel



P.C.B LAYOUT



Ordering Information & Dimensions:

| PART NO. | Dimensions | | PART NO. | Dimensions | |
|----------|------------|-------|----------|------------|-------|
| | A | B | | A | B |
| 2x2P | 2.00 | 4.60 | 2x22P | 42.00 | 44.60 |
| 2x3P | 4.00 | 6.60 | 2x23P | 44.00 | 46.60 |
| 2x4P | 6.00 | 8.60 | 2x24P | 46.00 | 48.60 |
| 2x5P | 8.00 | 10.60 | 2x25P | 48.00 | 50.60 |
| 2x6P | 10.00 | 12.60 | 2x26P | 50.00 | 52.60 |
| 2x7P | 12.00 | 14.60 | 2x27P | 52.00 | 54.60 |
| 2x8P | 14.00 | 16.60 | 2x28P | 54.00 | 56.60 |
| 2x9P | 16.00 | 18.60 | 2x29P | 56.00 | 58.60 |
| 2x10P | 18.00 | 20.60 | 2x30P | 58.00 | 60.60 |
| 2x11P | 20.00 | 22.60 | 2x31P | 60.00 | 62.60 |
| 2x12P | 22.00 | 24.60 | 2x32P | 62.00 | 64.60 |
| 2x13P | 24.00 | 26.60 | 2x33P | 64.00 | 66.60 |
| 2x14P | 26.00 | 28.60 | 2x34P | 66.00 | 68.60 |
| 2x15P | 28.00 | 30.60 | 2x35P | 68.00 | 70.60 |
| 2x16P | 30.00 | 32.60 | 2x36P | 70.00 | 72.60 |
| 2x17P | 32.00 | 34.60 | 2x37P | 72.00 | 74.60 |
| 2x18P | 34.00 | 36.60 | 2x38P | 74.00 | 76.60 |
| 2x19P | 36.00 | 38.60 | 2x39P | 76.00 | 78.60 |
| 2x20P | 38.00 | 40.60 | 2x40P | 78.00 | 80.60 |
| 2x21P | 40.00 | 42.60 | | | |

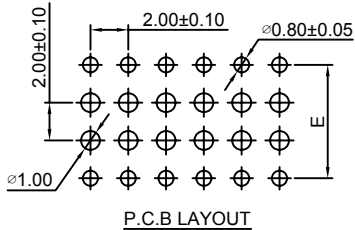
Unit: mm

A2005HWVA-2xXP

2.00mm Pitch 180° Dual Row Female Header

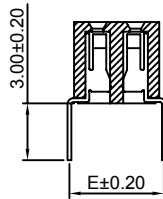
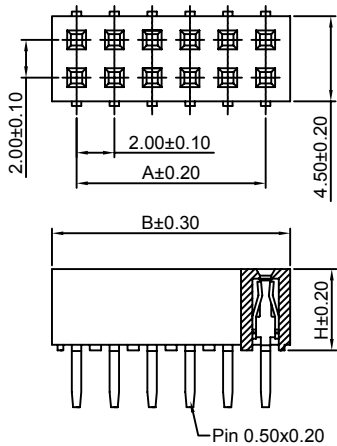
Reference Informations:

- *Material:Pin:Phosphor Bronze/Gold over Nickel
Insulator:PBT,UL94V-0
- *Mates with CJT A2005 series Dual Row Pin Header
- *Color:Black



Ordering Information:
A2005HWVA-2xXP - ^{***}/₂ ^{***}/₃ ^{***}/₄ ^{***}/₅

- 1.Part No.
- 2.Size(H):
(blank):4.30mm
H40:4.00mm
- 3.Size(E):
E50:5.00mm(H43,H40)
E60:6.00mm(H43)
- 4.Material:
(Blank):PBT,UL94V-0
6T:Nylon 6T,UL94V-0
GWT:Nylon 6T,UL94V-0,GWT 750 °C
- 5.Finish:
(blank):Gold-flash
G15:15µin (0.38µm) MIN.Select Gold(Mating Area)
100µin (2.54µm) MIN.Select Tin
G30:30µin (0.76µm) MIN.Select Gold(Mating Area)
100µin (2.54µm) MIN.Select Tin
T: Tin over Nickel



Ordering Information & Dimensions:

| PART NO. | Dimensions | | PART NO. | Dimensions | |
|----------|------------|-------|----------|------------|-------|
| | A | B | | A | B |
| 2x2P | 2.00 | 4.50 | 2x22P | 42.00 | 44.50 |
| 2x3P | 4.00 | 6.50 | 2x23P | 44.00 | 46.50 |
| 2x4P | 6.00 | 8.50 | 2x24P | 46.00 | 48.50 |
| 2x5P | 8.00 | 10.50 | 2x25P | 48.00 | 50.50 |
| 2x6P | 10.00 | 12.50 | 2x26P | 50.00 | 52.50 |
| 2x7P | 12.00 | 14.50 | 2x27P | 52.00 | 54.50 |
| 2x8P | 14.00 | 16.50 | 2x28P | 54.00 | 56.50 |
| 2x9P | 16.00 | 18.50 | 2x29P | 56.00 | 58.50 |
| 2x10P | 18.00 | 20.50 | 2x30P | 58.00 | 60.50 |
| 2x11P | 20.00 | 22.50 | 2x31P | 60.00 | 62.50 |
| 2x12P | 22.00 | 24.50 | 2x32P | 62.00 | 64.50 |
| 2x13P | 24.00 | 26.50 | 2x33P | 64.00 | 66.50 |
| 2x14P | 26.00 | 28.50 | 2x34P | 66.00 | 68.50 |
| 2x15P | 28.00 | 30.50 | 2x35P | 68.00 | 70.50 |
| 2x16P | 30.00 | 32.50 | 2x36P | 70.00 | 72.50 |
| 2x17P | 32.00 | 34.50 | 2x37P | 72.00 | 74.50 |
| 2x18P | 34.00 | 36.50 | 2x38P | 74.00 | 76.50 |
| 2x19P | 36.00 | 38.50 | 2x39P | 76.00 | 78.50 |
| 2x20P | 38.00 | 40.50 | 2x40P | 78.00 | 80.50 |
| 2x21P | 40.00 | 42.50 | | | |

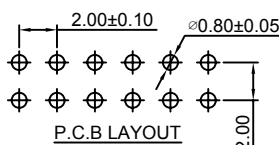
Unit: mm

A2005HWRA-2xXP

2.00mm Pitch 90° Dual Row Female Header

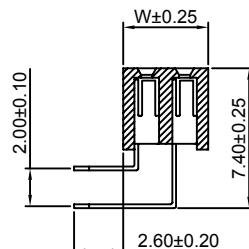
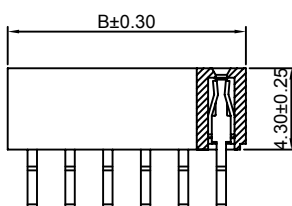
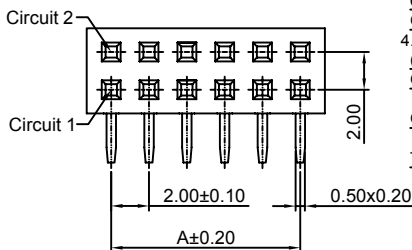
Reference Informations:

- *Material:Pin:Phosphor Bronze/Gold over Nickel
Insulator:PBT,UL94V-0
- *Mates with CJT A2005 series Dual Row Pin Header
- *Color:Black



Ordering Information:
A2005HWRA-2xXP - ^{***}/₂ ^{***}/₃ ^{***}/₄

- 1.Part No.
- 2.Size(W):
(blank):4.50mm
W40:4.00mm
- 3.Material:
(Blank):PBT,UL94V-0
6T:Nylon 6T,UL94V-0
GWT:Nylon 6T,UL94V-0,GWT 750 °C
- 4.Finish:
(blank):Gold-flash
G15:15µin (0.38µm) MIN.Select Gold(Mating Area)
100µin (2.54µm) MIN.Select Tin
G30:30µin (0.76µm) MIN.Select Gold(Mating Area)
100µin (2.54µm) MIN.Select Tin
T: Tin over Nickel



Ordering Information & Dimensions:

| PART NO. | Dimensions | | PART NO. | Dimensions | |
|----------|------------|-------|----------|------------|-------|
| | A | B | | A | B |
| 2x2P | 2.00 | 4.50 | 2x22P | 42.00 | 44.50 |
| 2x3P | 4.00 | 6.50 | 2x23P | 44.00 | 46.50 |
| 2x4P | 6.00 | 8.50 | 2x24P | 46.00 | 48.50 |
| 2x5P | 8.00 | 10.50 | 2x25P | 48.00 | 50.50 |
| 2x6P | 10.00 | 12.50 | 2x26P | 50.00 | 52.50 |
| 2x7P | 12.00 | 14.50 | 2x27P | 52.00 | 54.50 |
| 2x8P | 14.00 | 16.50 | 2x28P | 54.00 | 56.50 |
| 2x9P | 16.00 | 18.50 | 2x29P | 56.00 | 58.50 |
| 2x10P | 18.00 | 20.50 | 2x30P | 58.00 | 60.50 |
| 2x11P | 20.00 | 22.50 | 2x31P | 60.00 | 62.50 |
| 2x12P | 22.00 | 24.50 | 2x32P | 62.00 | 64.50 |
| 2x13P | 24.00 | 26.50 | 2x33P | 64.00 | 66.50 |
| 2x14P | 26.00 | 28.50 | 2x34P | 66.00 | 68.50 |
| 2x15P | 28.00 | 30.50 | 2x35P | 68.00 | 70.50 |
| 2x16P | 30.00 | 32.50 | 2x36P | 70.00 | 72.50 |
| 2x17P | 32.00 | 34.50 | 2x37P | 72.00 | 74.50 |
| 2x18P | 34.00 | 36.50 | 2x38P | 74.00 | 76.50 |
| 2x19P | 36.00 | 38.50 | 2x39P | 76.00 | 78.50 |
| 2x20P | 38.00 | 40.50 | 2x40P | 78.00 | 80.50 |
| 2x21P | 40.00 | 42.50 | | | |

Unit: mm

A2005HWV-S-2xXP

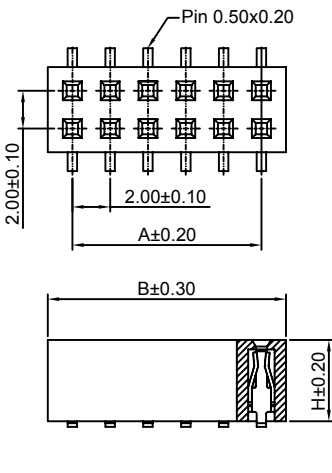
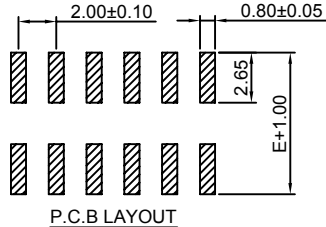
2.00mm Pitch 180° Dual Row Female Header - SMT TYPE

Reference Informations:

*Material:Pin:Phosphor Bronze/Gold over Nickel
Insulator:Nylon 6T,UL94V-0

*Mates with CJT A2005 series Dual Row Pin Header

*Color:Black



Ordering Information:
A2005HWV-S-2xXP - *** - *** - *** - ***
1 2 3 4 5 6

- Part No.
- Size(H):
(blank):4.30mm
H40:4.00mm
H46:4.60mm
- Size(W):
(blank):4.50mm(H43,H40)
W40:4.00mm(H43,H40,H46)
- Size(E):
(blank):6.50mm(H43,H46)
E62:6.20mm(H43,H40)
- Material:
(Blank):Nylon 6T,UL94V-0
GWT:Nylon 6T,UL94V-0,GWT 750°C
- Finish:
(blank):Gold-flash
G15:15µin (0.38µm) MIN.Select Gold(Mating Area)
100µin (2.54µm) MIN.Select Tin
G30:30µin (0.76µm) MIN.Select Gold(Mating Area)
100µin (2.54µm) MIN.Select Tin
T: Tin over Nickel

Ordering Information & Dimensions:

| PART NO. | Dimensions | | PART NO. | Dimensions | |
|----------|------------|-------|----------|------------|-------|
| | A | B | | A | B |
| 2x2P | 2.00 | 4.60 | 2x22P | 42.00 | 44.60 |
| 2x3P | 4.00 | 6.60 | 2x23P | 44.00 | 46.60 |
| 2x4P | 6.00 | 8.60 | 2x24P | 46.00 | 48.60 |
| 2x5P | 8.00 | 10.60 | 2x25P | 48.00 | 50.60 |
| 2x6P | 10.00 | 12.60 | 2x26P | 50.00 | 52.60 |
| 2x7P | 12.00 | 14.60 | 2x27P | 52.00 | 54.60 |
| 2x8P | 14.00 | 16.60 | 2x28P | 54.00 | 56.60 |
| 2x9P | 16.00 | 18.60 | 2x29P | 56.00 | 58.60 |
| 2x10P | 18.00 | 20.60 | 2x30P | 58.00 | 60.60 |
| 2x11P | 20.00 | 22.60 | 2x31P | 60.00 | 62.60 |
| 2x12P | 22.00 | 24.60 | 2x32P | 62.00 | 64.60 |
| 2x13P | 24.00 | 26.60 | 2x33P | 64.00 | 66.60 |
| 2x14P | 26.00 | 28.60 | 2x34P | 66.00 | 68.60 |
| 2x15P | 28.00 | 30.60 | 2x35P | 68.00 | 70.60 |
| 2x16P | 30.00 | 32.60 | 2x36P | 70.00 | 72.60 |
| 2x17P | 32.00 | 34.60 | 2x37P | 72.00 | 74.60 |
| 2x18P | 34.00 | 36.60 | 2x38P | 74.00 | 76.60 |
| 2x19P | 36.00 | 38.60 | 2x39P | 76.00 | 78.60 |
| 2x20P | 38.00 | 40.60 | 2x40P | 78.00 | 80.60 |
| 2x21P | 40.00 | 42.60 | | | |

Unit: mm

A2005HWV-S-F-2xXP

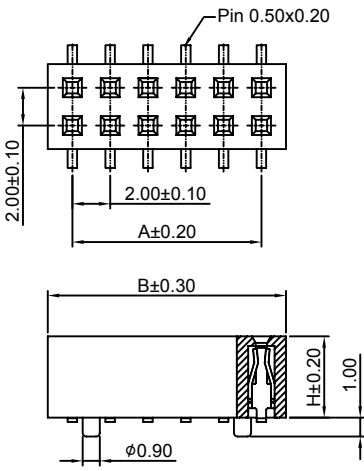
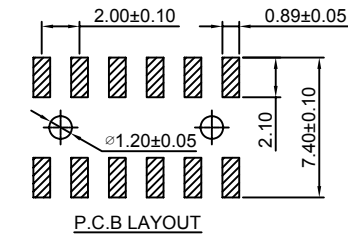
2.00mm Pitch 180° Dual Row Female Header - SMT TYPE

Reference Informations:

*Material:Pin:Phosphor Bronze/Gold over Nickel
Insulator:Nylon 6T,UL94V-0

*Mates with CJT A2005 series Dual Row Pin Header

*Color:Black



Ordering Information:
A2005HWV-S-F-2xXP - *** - *** - ***
1 2 3 4

- Part No.
- Size(H):
(blank):4.30mm
H40:4.00mm
H46:4.60mm
- Material:
(blank):Nylon 6T,UL94V-0
LCP:LCP,UL94V-0
GWT:Nylon 6T,UL94V-0,GWT 750°C
- Finish:
(blank):Gold-flash
G15:15µin (0.38µm) MIN.Select Gold(Mating Area)
100µin (2.54µm) MIN.Select Tin
G30:30µin (0.76µm) MIN.Select Gold(Mating Area)
100µin (2.54µm) MIN.Select Tin
T: Tin over Nickel

Ordering Information & Dimensions:

| PART NO. | Dimensions | | PART NO. | Dimensions | |
|----------|------------|-------|----------|------------|-------|
| | A | B | | A | B |
| 2x2P | 2.00 | 4.60 | 2x22P | 42.00 | 44.60 |
| 2x3P | 4.00 | 6.60 | 2x23P | 44.00 | 46.60 |
| 2x4P | 6.00 | 8.60 | 2x24P | 46.00 | 48.60 |
| 2x5P | 8.00 | 10.60 | 2x25P | 48.00 | 50.60 |
| 2x6P | 10.00 | 12.60 | 2x26P | 50.00 | 52.60 |
| 2x7P | 12.00 | 14.60 | 2x27P | 52.00 | 54.60 |
| 2x8P | 14.00 | 16.60 | 2x28P | 54.00 | 56.60 |
| 2x9P | 16.00 | 18.60 | 2x29P | 56.00 | 58.60 |
| 2x10P | 18.00 | 20.60 | 2x30P | 58.00 | 60.60 |
| 2x11P | 20.00 | 22.60 | 2x31P | 60.00 | 62.60 |
| 2x12P | 22.00 | 24.60 | 2x32P | 62.00 | 64.60 |
| 2x13P | 24.00 | 26.60 | 2x33P | 64.00 | 66.60 |
| 2x14P | 26.00 | 28.60 | 2x34P | 66.00 | 68.60 |
| 2x15P | 28.00 | 30.60 | 2x35P | 68.00 | 70.60 |
| 2x16P | 30.00 | 32.60 | 2x36P | 70.00 | 72.60 |
| 2x17P | 32.00 | 34.60 | 2x37P | 72.00 | 74.60 |
| 2x18P | 34.00 | 36.60 | 2x38P | 74.00 | 76.60 |
| 2x19P | 36.00 | 38.60 | 2x39P | 76.00 | 78.60 |
| 2x20P | 38.00 | 40.60 | 2x40P | 78.00 | 80.60 |
| 2x21P | 40.00 | 42.60 | | | |

Unit: mm

A2005HWR-S-2xXP

2.00mm Pitch 90° Dual Row Female Header - SMT TYPE

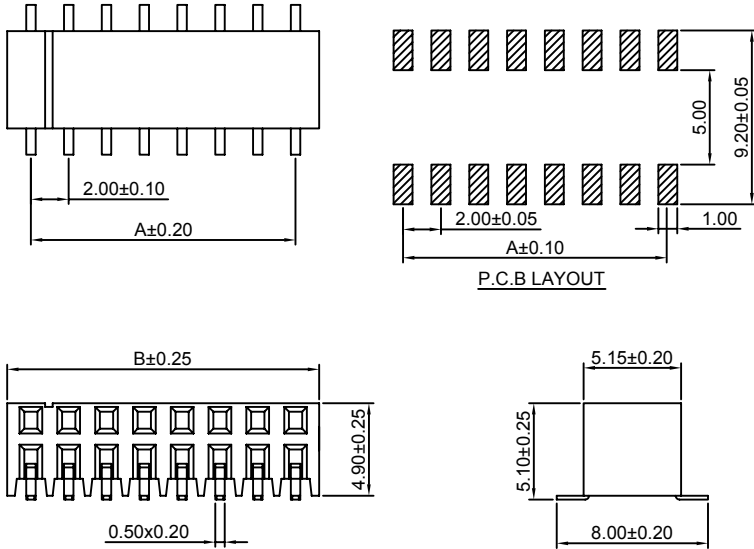
Reference Informations:

- *Material:Pin:Phosphor Bronze/Gold over Nickel
Insulator:Nylon 6T,UL94V-0
- *Mates with CJT A2005 series Dual Row Pin Header
- *Color:Black

Ordering Information:
A2005HWR-S-2xXP - *** - ***
 1 2 3

1.Part No.
 2.Material:
 (Blank):Nylon 6T,UL94V-0
 GWT:Nylon 6T,UL94V-0,GWT 750 °C

3.Finish:
 (blank):Gold-flash
 G15:15µin (0.38µm) MIN.Select Gold(Mating Area)
 100µin (2.54µm) MIN.Select Tin
 G30:30µin (0.76µm) MIN.Select Gold(Mating Area)
 100µin (2.54µm) MIN.Select Tin
 T:Tin over Nickel



Ordering Information & Dimensions:

| PART NO. | Dimensions | | PART NO. | Dimensions | |
|----------|------------|-------|----------|------------|-------|
| | A | B | | A | B |
| 2x2P | 2.00 | 4.60 | 2x22P | 42.00 | 44.60 |
| 2x3P | 4.00 | 6.60 | 2x23P | 44.00 | 46.60 |
| 2x4P | 6.00 | 8.60 | 2x24P | 46.00 | 48.60 |
| 2x5P | 8.00 | 10.60 | 2x25P | 48.00 | 50.60 |
| 2x6P | 10.00 | 12.60 | 2x26P | 50.00 | 52.60 |
| 2x7P | 12.00 | 14.60 | 2x27P | 52.00 | 54.60 |
| 2x8P | 14.00 | 16.60 | 2x28P | 54.00 | 56.60 |
| 2x9P | 16.00 | 18.60 | 2x29P | 56.00 | 58.60 |
| 2x10P | 18.00 | 20.60 | 2x30P | 58.00 | 60.60 |
| 2x11P | 20.00 | 22.60 | 2x31P | 60.00 | 62.60 |
| 2x12P | 22.00 | 24.60 | 2x32P | 62.00 | 64.60 |
| 2x13P | 24.00 | 26.60 | 2x33P | 64.00 | 66.60 |
| 2x14P | 26.00 | 28.60 | 2x34P | 66.00 | 68.60 |
| 2x15P | 28.00 | 30.60 | 2x35P | 68.00 | 70.60 |
| 2x16P | 30.00 | 32.60 | 2x36P | 70.00 | 72.60 |
| 2x17P | 32.00 | 34.60 | 2x37P | 72.00 | 74.60 |
| 2x18P | 34.00 | 36.60 | 2x38P | 74.00 | 76.60 |
| 2x19P | 36.00 | 38.60 | 2x39P | 76.00 | 78.60 |
| 2x20P | 38.00 | 40.60 | 2x40P | 78.00 | 80.60 |
| 2x21P | 40.00 | 42.60 | | | |

Unit: mm

A2005HWR-S-F-2xXP

2.00mm Pitch 90° Dual Row Female Header - SMT TYPE

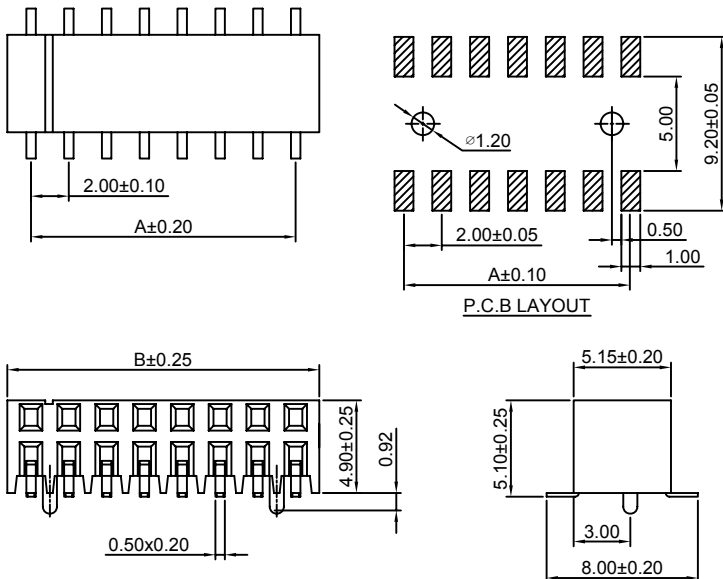
Reference Informations:

- *Material:Pin:Phosphor Bronze/Gold over Nickel
Insulator:Nylon 6T,UL94V-0
- *Mates with CJT A2005 series Dual Row Pin Header
- *Color:Black

Ordering Information:
A2005HWR-S-F-2xXP - *** - ***
 1 2 3

1.Part No.
 2.Material:
 (Blank):Nylon 6T,UL94V-0
 GWT:Nylon 6T,UL94V-0,GWT 750 °C

3.Finish:
 (blank):Gold-flash
 G15:15µin (0.38µm) MIN.Select Gold(Mating Area)
 100µin (2.54µm) MIN.Select Tin
 G30:30µin (0.76µm) MIN.Select Gold(Mating Area)
 100µin (2.54µm) MIN.Select Tin
 T:Tin over Nickel



Ordering Information & Dimensions:

| PART NO. | Dimensions | | PART NO. | Dimensions | |
|----------|------------|-------|----------|------------|-------|
| | A | B | | A | B |
| 2x2P | 2.00 | 4.60 | 2x22P | 42.00 | 44.60 |
| 2x3P | 4.00 | 6.60 | 2x23P | 44.00 | 46.60 |
| 2x4P | 6.00 | 8.60 | 2x24P | 46.00 | 48.60 |
| 2x5P | 8.00 | 10.60 | 2x25P | 48.00 | 50.60 |
| 2x6P | 10.00 | 12.60 | 2x26P | 50.00 | 52.60 |
| 2x7P | 12.00 | 14.60 | 2x27P | 52.00 | 54.60 |
| 2x8P | 14.00 | 16.60 | 2x28P | 54.00 | 56.60 |
| 2x9P | 16.00 | 18.60 | 2x29P | 56.00 | 58.60 |
| 2x10P | 18.00 | 20.60 | 2x30P | 58.00 | 60.60 |
| 2x11P | 20.00 | 22.60 | 2x31P | 60.00 | 62.60 |
| 2x12P | 22.00 | 24.60 | 2x32P | 62.00 | 64.60 |
| 2x13P | 24.00 | 26.60 | 2x33P | 64.00 | 66.60 |
| 2x14P | 26.00 | 28.60 | 2x34P | 66.00 | 68.60 |
| 2x15P | 28.00 | 30.60 | 2x35P | 68.00 | 70.60 |
| 2x16P | 30.00 | 32.60 | 2x36P | 70.00 | 72.60 |
| 2x17P | 32.00 | 34.60 | 2x37P | 72.00 | 74.60 |
| 2x18P | 34.00 | 36.60 | 2x38P | 74.00 | 76.60 |
| 2x19P | 36.00 | 38.60 | 2x39P | 76.00 | 78.60 |
| 2x20P | 38.00 | 40.60 | 2x40P | 78.00 | 80.60 |
| 2x21P | 40.00 | 42.60 | | | |

Unit: mm

A2005HWVC-2x10P-K20

2.00mm pitch 180° Box Female Header

Reference Informations:

*Material: Pin: Phosphor Bronze/Tin over Nickel
Insulator: LCP, UL94V-0

*Color: Black

Ordering Information:

A2005HWVC-2x10P-K20 - ^{***}/₂ - ^{**}/₃ - ^{***}/₄

1. Part No.

2. Material:

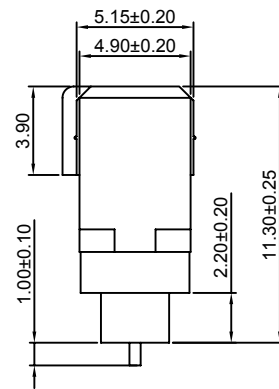
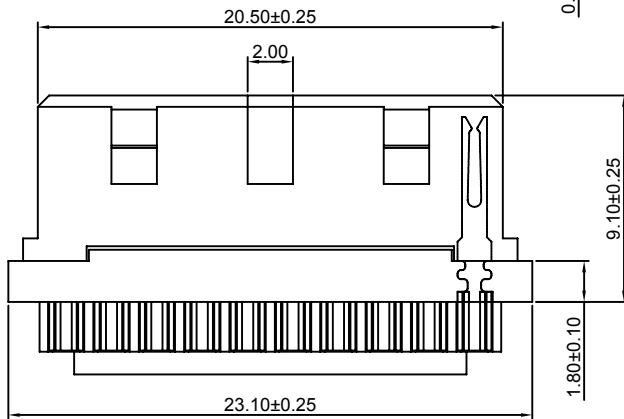
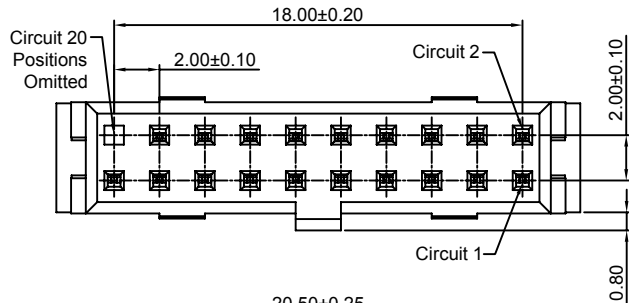
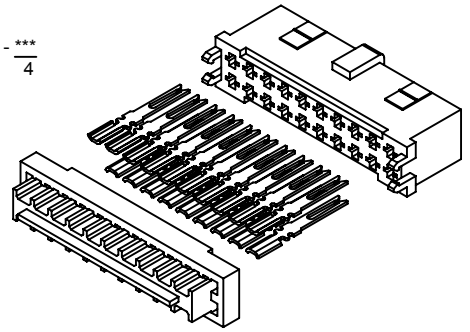
(blank): LCP, UL94V-0
6T: Nylon 6T, UL94V-0
GWT: LCP, UL94V-0, GWT 750 °C

3. Color:

(blank): Black
BL: Blue
RD: Red

4. Finish:

(blank): Tin over Nickel
G: Gold-flash
G15: 15µm (0.38µm) MIN. Select Gold (Mating Area)
100µm (2.54µm) MIN. Select Tin
G30: 30µm (0.76µm) MIN. Select Gold (Mating Area)
100µm (2.54µm) MIN. Select Tin



Unit: mm

A2005HWVD-2x10P-K20

2.00mm pitch 180° Box Female Header

Reference Informations:

*Material: Pin: Phosphor Bronze/Tin over Nickel
Insulator: LCP, UL94V-0

*Color: Black

Ordering Information:

A2005HWVD-2x10P-K20 - ^{***}/₂ - ^{**}/₃ - ^{***}/₄

1. Part No.

2. Material:

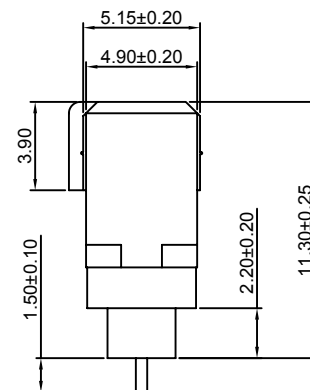
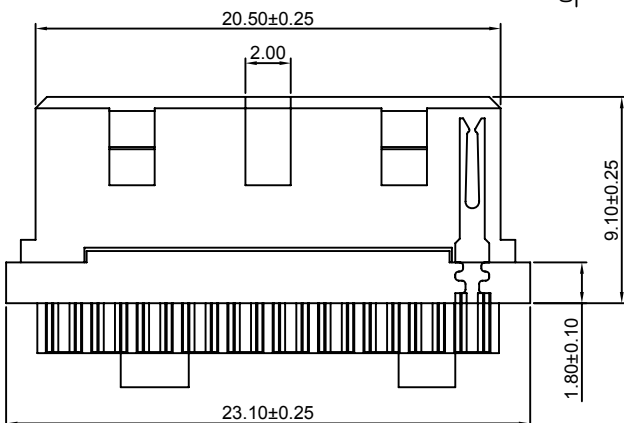
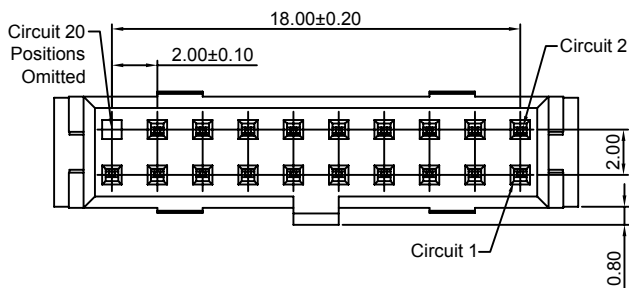
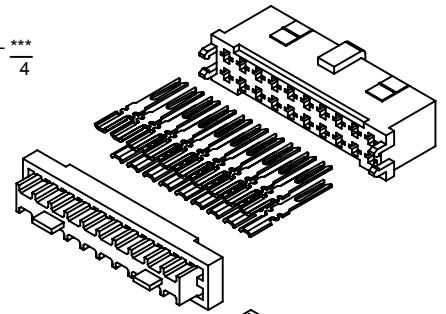
(blank): LCP, UL94V-0
6T: Nylon 6T, UL94V-0
GWT: LCP, UL94V-0, GWT 750 °C

3. Color:

(blank): Black
BL: Blue
RD: Red

4. Finish:

(blank): Tin over Nickel
G: Gold-flash
G15: 15µm (0.38µm) MIN. Select Gold (Mating Area)
100µm (2.54µm) MIN. Select Tin
G30: 30µm (0.76µm) MIN. Select Gold (Mating Area)
100µm (2.54µm) MIN. Select Tin



Unit: mm

A2005HWVE-2xXP

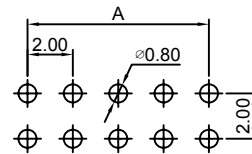
2.00mm Pitch 180° Dual Row Female Header

Reference Informations:

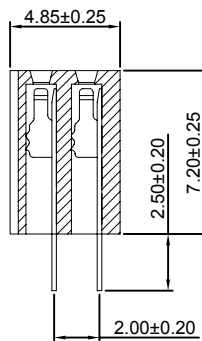
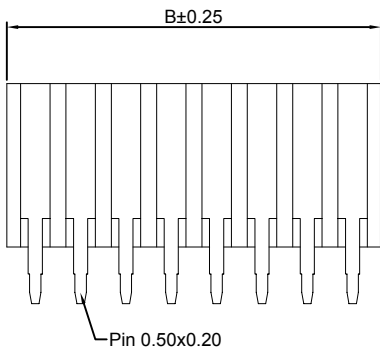
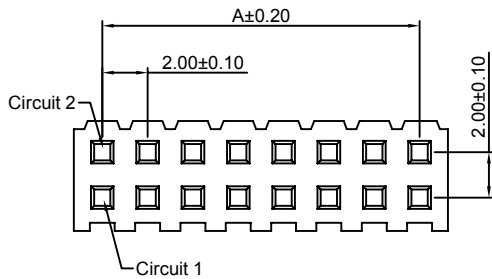
- *Material: Pin: Phosphor Bronze/Gold over Nickel
Insulator: PBT, UL94V-0
- *Mates with CJT A2005 series Dual Row Pin Header
- *Color: Black

Ordering Information:
A2005HWVE-2xXP - *** - ***
1 2 3

- Part No.
- Material:
(Blank): PBT, UL94V-0
6T: Nylon 6T, UL94V-0
GWT: Nylon 6T, UL94V-0, GWT 750 °C
- Finish:
(blank): Gold-flash
G15: 15µm (0.38µm) MIN. Select Gold (Mating Area)
100µm (2.54µm) MIN. Select Tin
G30: 30µm (0.76µm) MIN. Select Gold (Mating Area)
100µm (2.54µm) MIN. Select Tin
T: Tin over Nickel



P.C.B LAYOUT



Ordering Information & Dimensions:

| PART NO. | Dimensions | | PART NO. | Dimensions | |
|----------|------------|-------|----------|------------|-------|
| | A | B | | A | B |
| 2x2P | 2.00 | 4.50 | 2x22P | 42.00 | 44.50 |
| 2x3P | 4.00 | 6.50 | 2x23P | 44.00 | 46.50 |
| 2x4P | 6.00 | 8.50 | 2x24P | 46.00 | 48.50 |
| 2x5P | 8.00 | 10.50 | 2x25P | 48.00 | 50.50 |
| 2x6P | 10.00 | 12.50 | 2x26P | 50.00 | 52.50 |
| 2x7P | 12.00 | 14.50 | 2x27P | 52.00 | 54.50 |
| 2x8P | 14.00 | 16.50 | 2x28P | 54.00 | 56.50 |
| 2x9P | 16.00 | 18.50 | 2x29P | 56.00 | 58.50 |
| 2x10P | 18.00 | 20.50 | 2x30P | 58.00 | 60.50 |
| 2x11P | 20.00 | 22.50 | 2x31P | 60.00 | 62.50 |
| 2x12P | 22.00 | 24.50 | 2x32P | 62.00 | 64.50 |
| 2x13P | 24.00 | 26.50 | 2x33P | 64.00 | 66.50 |
| 2x14P | 26.00 | 28.50 | 2x34P | 66.00 | 68.50 |
| 2x15P | 28.00 | 30.50 | 2x35P | 68.00 | 70.50 |
| 2x16P | 30.00 | 32.50 | 2x36P | 70.00 | 72.50 |
| 2x17P | 32.00 | 34.50 | 2x37P | 72.00 | 74.50 |
| 2x18P | 34.00 | 36.50 | 2x38P | 74.00 | 76.50 |
| 2x19P | 36.00 | 38.50 | 2x39P | 76.00 | 78.50 |
| 2x20P | 38.00 | 40.50 | 2x40P | 78.00 | 80.50 |
| 2x21P | 40.00 | 42.50 | | | |

Unit: mm

A2005HWRE-2xXP

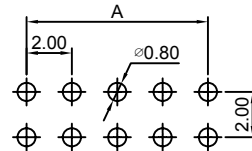
2.00mm Pitch 90° Dual Row Female Header

Reference Informations:

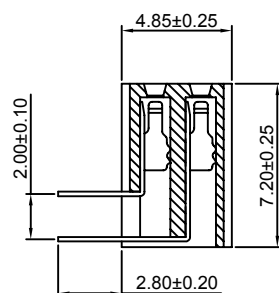
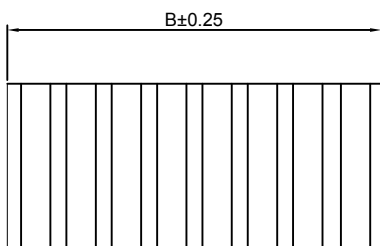
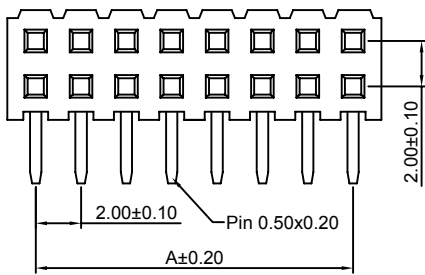
- *Material: Pin: Phosphor Bronze/Gold over Nickel
Insulator: PBT, UL94V-0
- *Mates with CJT A2005 series Dual Row Pin Header
- *Color: Black

Ordering Information:
A2005HWRE-2xXP - *** - ***
1 2 3

- Part No.
- Material:
(Blank): PBT, UL94V-0
6T: Nylon 6T, UL94V-0
GWT: Nylon 6T, UL94V-0, GWT 750 °C
- Finish:
(blank): Gold-flash
G15: 15µm (0.38µm) MIN. Select Gold (Mating Area)
100µm (2.54µm) MIN. Select Tin
G30: 30µm (0.76µm) MIN. Select Gold (Mating Area)
100µm (2.54µm) MIN. Select Tin
T: Tin over Nickel



P.C.B LAYOUT



Ordering Information & Dimensions:

| PART NO. | Dimensions | | PART NO. | Dimensions | |
|----------|------------|-------|----------|------------|-------|
| | A | B | | A | B |
| 2x2P | 2.00 | 4.50 | 2x22P | 42.00 | 44.50 |
| 2x3P | 4.00 | 6.50 | 2x23P | 44.00 | 46.50 |
| 2x4P | 6.00 | 8.50 | 2x24P | 46.00 | 48.50 |
| 2x5P | 8.00 | 10.50 | 2x25P | 48.00 | 50.50 |
| 2x6P | 10.00 | 12.50 | 2x26P | 50.00 | 52.50 |
| 2x7P | 12.00 | 14.50 | 2x27P | 52.00 | 54.50 |
| 2x8P | 14.00 | 16.50 | 2x28P | 54.00 | 56.50 |
| 2x9P | 16.00 | 18.50 | 2x29P | 56.00 | 58.50 |
| 2x10P | 18.00 | 20.50 | 2x30P | 58.00 | 60.50 |
| 2x11P | 20.00 | 22.50 | 2x31P | 60.00 | 62.50 |
| 2x12P | 22.00 | 24.50 | 2x32P | 62.00 | 64.50 |
| 2x13P | 24.00 | 26.50 | 2x33P | 64.00 | 66.50 |
| 2x14P | 26.00 | 28.50 | 2x34P | 66.00 | 68.50 |
| 2x15P | 28.00 | 30.50 | 2x35P | 68.00 | 70.50 |
| 2x16P | 30.00 | 32.50 | 2x36P | 70.00 | 72.50 |
| 2x17P | 32.00 | 34.50 | 2x37P | 72.00 | 74.50 |
| 2x18P | 34.00 | 36.50 | 2x38P | 74.00 | 76.50 |
| 2x19P | 36.00 | 38.50 | 2x39P | 76.00 | 78.50 |
| 2x20P | 38.00 | 40.50 | 2x40P | 78.00 | 80.50 |
| 2x21P | 40.00 | 42.50 | | | |

Unit: mm

A2005HWVB-2xXP

2.00mm Pitch 180° Dual Row Female Header

Reference Informations:

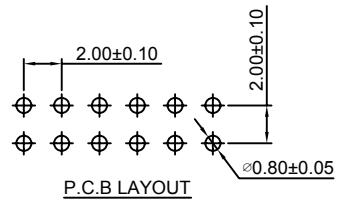
*Material:Pin:Phosphor Bronze/Gold over Nickel
Insulator:PBT,UL94V-0

*Mates with CJT A2005 series Dual Row Pin Header

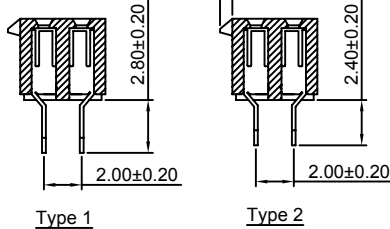
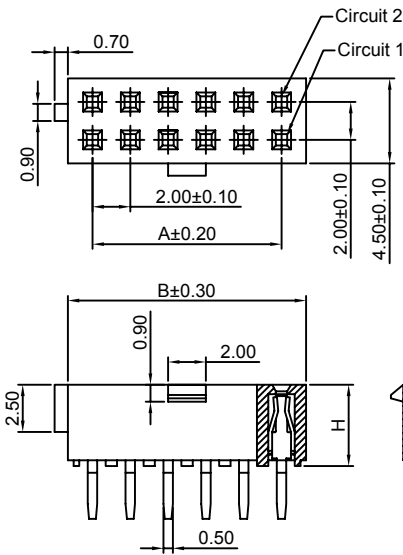
*Color:Black

Ordering Information:
A2005HWVB-2xXP - *** - * - *** - ***
1 2 3 4 5

- Part No.
- Size(H):
(blank):4.30mm
H40:4.00mm
H46:4.60mm
H635:6.35mm
- Type:
(blank):Type 1
L:Type2
- Material:
(Blank):PBT,UL94V-0
6T:Nylon 6T,UL94V-0
GWT:Nylon 6T,UL94V-0,GWT 750 °C
- Finish:
(blank):Gold-flash
G15:15µin (0.38µm) MIN.Select Gold(Mating Area)
100µin (2.54µm) MIN.Select Tin
G30:30µin (0.76µm) MIN.Select Gold(Mating Area)
100µin (2.54µm) MIN.Select Tin
I: Tin over Nickel



P.C.B LAYOUT



Type 1

Type 2

Ordering Information & Dimensions:

| PART NO. | Dimensions | | PART NO. | Dimensions | |
|----------|------------|-------|----------|------------|-------|
| | A | B | | A | B |
| 2x2P | 2.00 | 4.60 | 2x22P | 42.00 | 44.60 |
| 2x3P | 4.00 | 6.60 | 2x23P | 44.00 | 46.60 |
| 2x4P | 6.00 | 8.60 | 2x24P | 46.00 | 48.60 |
| 2x5P | 8.00 | 10.60 | 2x25P | 48.00 | 50.60 |
| 2x6P | 10.00 | 12.60 | 2x26P | 50.00 | 52.60 |
| 2x7P | 12.00 | 14.60 | 2x27P | 52.00 | 54.60 |
| 2x8P | 14.00 | 16.60 | 2x28P | 54.00 | 56.60 |
| 2x9P | 16.00 | 18.60 | 2x29P | 56.00 | 58.60 |
| 2x10P | 18.00 | 20.60 | 2x30P | 58.00 | 60.60 |
| 2x11P | 20.00 | 22.60 | 2x31P | 60.00 | 62.60 |
| 2x12P | 22.00 | 24.60 | 2x32P | 62.00 | 64.60 |
| 2x13P | 24.00 | 26.60 | 2x33P | 64.00 | 66.60 |
| 2x14P | 26.00 | 28.60 | 2x34P | 66.00 | 68.60 |
| 2x15P | 28.00 | 30.60 | 2x35P | 68.00 | 70.60 |
| 2x16P | 30.00 | 32.60 | 2x36P | 70.00 | 72.60 |
| 2x17P | 32.00 | 34.60 | 2x37P | 72.00 | 74.60 |
| 2x18P | 34.00 | 36.60 | 2x38P | 74.00 | 76.60 |
| 2x19P | 36.00 | 38.60 | 2x39P | 76.00 | 78.60 |
| 2x20P | 38.00 | 40.60 | 2x40P | 78.00 | 80.60 |
| 2x21P | 40.00 | 42.60 | | | |

Unit: mm

A2005HWV-N-2xXP-W40

2.00mm Pitch 180° Dual Row Female Header

Reference Informations:

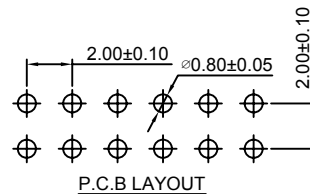
*Material:Pin:Phosphor Bronze/Gold over Nickel
Insulator:PBT,UL94V-0

*Mates with CJT A2005 series Dual Row Pin Header

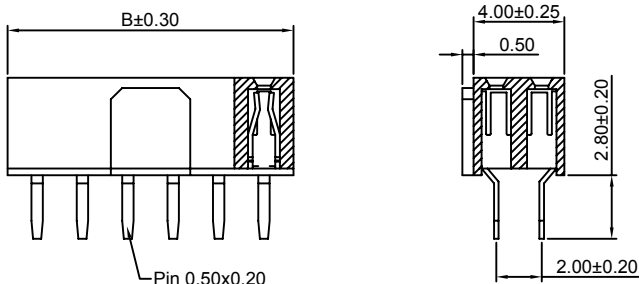
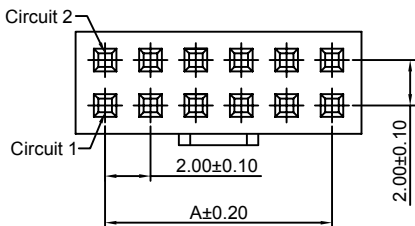
*Color:Black

Ordering Information:
A2005HWV-N-2xXP-W40 - *** - ***
1 2 3

- Part No.
- Material:
(Blank):PBT,UL94V-0
6T:Nylon 6T,UL94V-0
GWT:Nylon 6T,UL94V-0,GWT 750 °C
- Finish:
(blank):Gold-flash
G15:15µin (0.38µm) MIN.Select Gold(Mating Area)
100µin (2.54µm) MIN.Select Tin
G30:30µin (0.76µm) MIN.Select Gold(Mating Area)
100µin (2.54µm) MIN.Select Tin
I: Tin over Nickel



P.C.B LAYOUT



Ordering Information & Dimensions:

| PART NO. | Dimensions | | PART NO. | Dimensions | |
|----------|------------|-------|----------|------------|-------|
| | A | B | | A | B |
| 2x2P | 2.00 | 4.50 | 2x22P | 42.00 | 44.50 |
| 2x3P | 4.00 | 6.50 | 2x23P | 44.00 | 46.50 |
| 2x4P | 6.00 | 8.50 | 2x24P | 46.00 | 48.50 |
| 2x5P | 8.00 | 10.50 | 2x25P | 48.00 | 50.50 |
| 2x6P | 10.00 | 12.50 | 2x26P | 50.00 | 52.50 |
| 2x7P | 12.00 | 14.50 | 2x27P | 52.00 | 54.50 |
| 2x8P | 14.00 | 16.50 | 2x28P | 54.00 | 56.50 |
| 2x9P | 16.00 | 18.50 | 2x29P | 56.00 | 58.50 |
| 2x10P | 18.00 | 20.50 | 2x30P | 58.00 | 60.50 |
| 2x11P | 20.00 | 22.50 | 2x31P | 60.00 | 62.50 |
| 2x12P | 22.00 | 24.50 | 2x32P | 62.00 | 64.50 |
| 2x13P | 24.00 | 26.50 | 2x33P | 64.00 | 66.50 |
| 2x14P | 26.00 | 28.50 | 2x34P | 66.00 | 68.50 |
| 2x15P | 28.00 | 30.50 | 2x35P | 68.00 | 70.50 |
| 2x16P | 30.00 | 32.50 | 2x36P | 70.00 | 72.50 |
| 2x17P | 32.00 | 34.50 | 2x37P | 72.00 | 74.50 |
| 2x18P | 34.00 | 36.50 | 2x38P | 74.00 | 76.50 |
| 2x19P | 36.00 | 38.50 | 2x39P | 76.00 | 78.50 |
| 2x20P | 38.00 | 40.50 | 2x40P | 78.00 | 80.50 |
| 2x21P | 40.00 | 42.50 | | | |

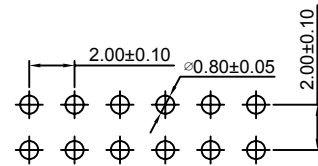
Unit: mm

A2005HWVA-N-2xXP-W40

2.00mm Pitch 180° Dual Row Female Header

Reference Informations:

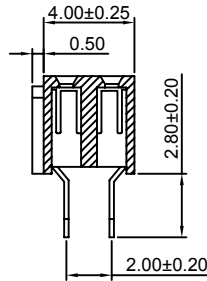
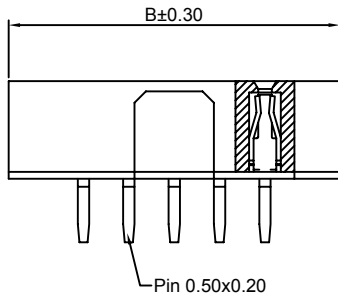
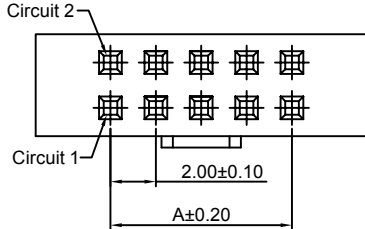
- *Material:Pin:Phosphor Bronze/Gold over Nickel
Insulator:PBT,UL94V-0
- *Mates with CJT A2005 series Dual Row Pin Header
- *Color:Black



P.C.B LAYOUT

Ordering Information:
A2005HWVA-N-2xXP-W40 - *** - ***
1 2 3

- 1.Part No.
- 2.Material:
(Blank):PBT,UL94V-0
6T:Nylon 6T,UL94V-0
GWT:Nylon 6T,UL94V-0,GWT 750 °C
- 3.Finish:
(blank):Gold-flash
G15:15µin (0.38µm) MIN.Select Gold(Mating Area)
100µin (2.54µm) MIN.Select Tin
G30:30µin (0.76µm) MIN.Select Gold(Mating Area)
100µin (2.54µm) MIN.Select Tin
T: Tin over Nickel



Ordering Information & Dimensions:

| PART NO. | Dimensions | | PART NO. | Dimensions | |
|----------|------------|-------|----------|------------|-------|
| | A | B | | A | B |
| 2x2P | 2.00 | 8.50 | 2x22P | 42.00 | 48.50 |
| 2x3P | 4.00 | 10.50 | 2x23P | 44.00 | 50.50 |
| 2x4P | 6.00 | 12.50 | 2x24P | 46.00 | 52.50 |
| 2x5P | 8.00 | 14.50 | 2x25P | 48.00 | 54.50 |
| 2x6P | 10.00 | 16.50 | 2x26P | 50.00 | 56.50 |
| 2x7P | 12.00 | 18.50 | 2x27P | 52.00 | 58.50 |
| 2x8P | 14.00 | 20.50 | 2x28P | 54.00 | 60.50 |
| 2x9P | 16.00 | 22.50 | 2x29P | 56.00 | 62.50 |
| 2x10P | 18.00 | 24.50 | 2x30P | 58.00 | 64.50 |
| 2x11P | 20.00 | 26.50 | 2x31P | 60.00 | 66.50 |
| 2x12P | 22.00 | 28.50 | 2x32P | 62.00 | 68.50 |
| 2x13P | 24.00 | 30.50 | 2x33P | 64.00 | 70.50 |
| 2x14P | 26.00 | 32.50 | 2x34P | 66.00 | 72.50 |
| 2x15P | 28.00 | 34.50 | 2x35P | 68.00 | 74.50 |
| 2x16P | 30.00 | 36.50 | 2x36P | 70.00 | 76.50 |
| 2x17P | 32.00 | 38.50 | 2x37P | 72.00 | 78.50 |
| 2x18P | 34.00 | 40.50 | 2x38P | 74.00 | 80.50 |
| 2x19P | 36.00 | 42.50 | 2x39P | 76.00 | 82.50 |
| 2x20P | 38.00 | 44.50 | 2x40P | 78.00 | 84.50 |
| 2x21P | 40.00 | 46.50 | | | |

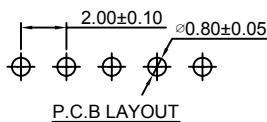
Unit: mm

A2005HWV-XP-Y

2.00mm Pitch 180° Single Row Female Header

Reference Informations:

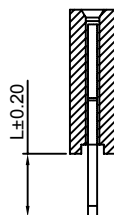
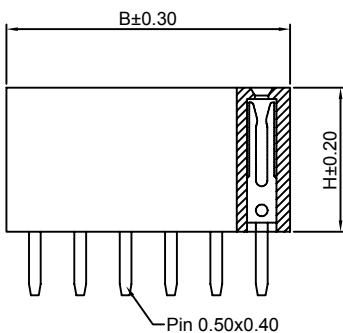
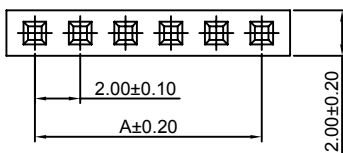
- *Material:Pin:Phosphor Bronze/Gold over Nickel
Insulator:PBT,UL94V-0
- *Mates with CJT A2005 series Single Row Pin Header
- *Color:Black



P.C.B LAYOUT

Ordering Information:
A2005HWV-XP-Y - *** - *** - ***
1 2 3 4

- 1.Part No.
- 2.Size(H):
(Blank):6.35mm(L:2.8mm)
H65:6.50mm(L:3.00mm)
- 3.Material:
(Blank):PBT,UL94V-0
6T:Nylon 6T,UL94V-0
GWT:Nylon 6T,UL94V-0,GWT 750 °C
- 4.Finish:
(blank):Gold-flash
G15:15µin (0.38µm) MIN.Select Gold(Mating Area)
100µin (2.54µm) MIN.Select Tin
G30:30µin (0.76µm) MIN.Select Gold(Mating Area)
100µin (2.54µm) MIN.Select Tin
T: Tin over Nickel



Ordering Information & Dimensions:

| PART NO. | Dimensions | | PART NO. | Dimensions | |
|----------|------------|-------|----------|------------|-------|
| | A | B | | A | B |
| 2P | 2.00 | 4.50 | 22P | 42.00 | 44.50 |
| 3P | 4.00 | 6.50 | 23P | 44.00 | 46.50 |
| 4P | 6.00 | 8.50 | 24P | 46.00 | 48.50 |
| 5P | 8.00 | 10.50 | 25P | 48.00 | 50.50 |
| 6P | 10.00 | 12.50 | 26P | 50.00 | 52.50 |
| 7P | 12.00 | 14.50 | 27P | 52.00 | 54.50 |
| 8P | 14.00 | 16.50 | 28P | 54.00 | 56.50 |
| 9P | 16.00 | 18.50 | 29P | 56.00 | 58.50 |
| 10P | 18.00 | 20.50 | 30P | 58.00 | 60.50 |
| 11P | 20.00 | 22.50 | 31P | 60.00 | 62.50 |
| 12P | 22.00 | 24.50 | 32P | 62.00 | 64.50 |
| 13P | 24.00 | 26.50 | 33P | 64.00 | 66.50 |
| 14P | 26.00 | 28.50 | 34P | 66.00 | 68.50 |
| 15P | 28.00 | 30.50 | 35P | 68.00 | 70.50 |
| 16P | 30.00 | 32.50 | 36P | 70.00 | 72.50 |
| 17P | 32.00 | 34.50 | 37P | 72.00 | 74.50 |
| 18P | 34.00 | 36.50 | 38P | 74.00 | 76.50 |
| 19P | 36.00 | 38.50 | 39P | 76.00 | 78.50 |
| 20P | 38.00 | 40.50 | 40P | 78.00 | 80.50 |
| 21P | 40.00 | 42.50 | | | |

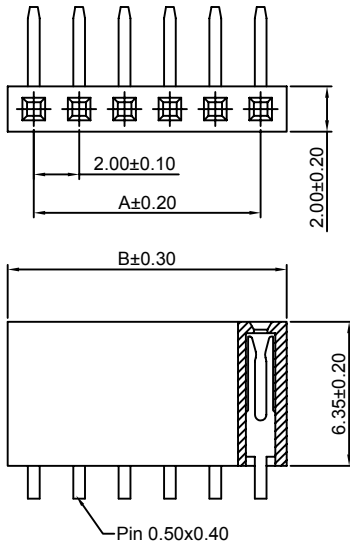
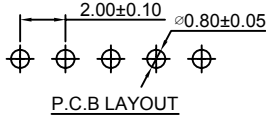
Unit: mm

A2005HWR-XP-Y

2.00mm Pitch 90° Single Row Female Header

Reference Informations:

- *Material:Pin:Phosphor Bronze/Gold over Nickel
Insulator:PBT,UL94V-0
- *Mates with CJT A2005 series Single Row Pin Header
- *Color:Black



Ordering Information:
A2005HWR-XP-Y - *** - ***
1 2 3

- 1.Part No.
- 2.Material:
(Blank):PBT,UL94V-0
6T:Nylon 6T,UL94V-0
GWT:Nylon 6T,UL94V-0,GWT 750 °C
- 3.Finish:
(blank):Gold-flash
G15:15µin (0.38µm) MIN.Select Gold(Mating Area)
100µin (2.54µm) MIN.Select Tin
G30:30µin (0.76µm) MIN.Select Gold(Mating Area)
100µin (2.54µm) MIN.Select Tin
T: Tin over Nickel

Ordering Information & Dimensions:

| PART NO. | Dimensions | | PART NO. | Dimensions | |
|----------|------------|-------|----------|------------|-------|
| | A | B | | A | B |
| 2P | 2.00 | 4.50 | 22P | 42.00 | 44.50 |
| 3P | 4.00 | 6.50 | 23P | 44.00 | 46.50 |
| 4P | 6.00 | 8.50 | 24P | 46.00 | 48.50 |
| 5P | 8.00 | 10.50 | 25P | 48.00 | 50.50 |
| 6P | 10.00 | 12.50 | 26P | 50.00 | 52.50 |
| 7P | 12.00 | 14.50 | 27P | 52.00 | 54.50 |
| 8P | 14.00 | 16.50 | 28P | 54.00 | 56.50 |
| 9P | 16.00 | 18.50 | 29P | 56.00 | 58.50 |
| 10P | 18.00 | 20.50 | 30P | 58.00 | 60.50 |
| 11P | 20.00 | 22.50 | 31P | 60.00 | 62.50 |
| 12P | 22.00 | 24.50 | 32P | 62.00 | 64.50 |
| 13P | 24.00 | 26.50 | 33P | 64.00 | 66.50 |
| 14P | 26.00 | 28.50 | 34P | 66.00 | 68.50 |
| 15P | 28.00 | 30.50 | 35P | 68.00 | 70.50 |
| 16P | 30.00 | 32.50 | 36P | 70.00 | 72.50 |
| 17P | 32.00 | 34.50 | 37P | 72.00 | 74.50 |
| 18P | 34.00 | 36.50 | 38P | 74.00 | 76.50 |
| 19P | 36.00 | 38.50 | 39P | 76.00 | 78.50 |
| 20P | 38.00 | 40.50 | 40P | 78.00 | 80.50 |
| 21P | 40.00 | 42.50 | | | |

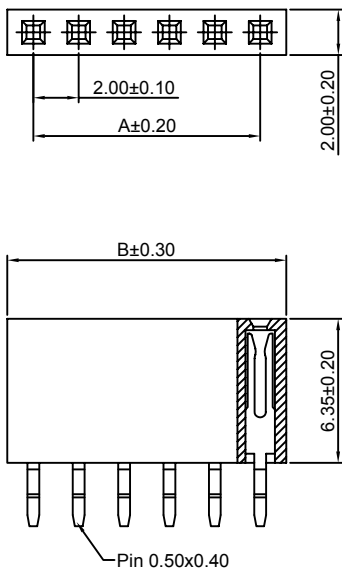
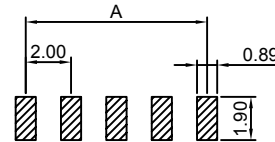
Unit: mm

A2005HWR-S-XP-Y

2.00mm Pitch 90° Single Row Female Header-SMT TYPE

Reference Informations:

- *Material:Pin:Phosphor Bronze/Gold over Nickel
Insulator:Nylon 6T,UL94V-0
- *Mates with CJT A2005 series Single Row Pin Header
- *Color:Black



Ordering Information:
A2005HWR-S-XP-Y - *** - ***
1 2 3

- 1.Part No.
- 2.Material:
(Blank):Nylon 6T,UL94V-0
GWT:Nylon 6T,UL94V-0,GWT 750 °C
- 3.Finish:
(blank):Gold-flash
G15:15µin (0.38µm) MIN.Select Gold(Mating Area)
100µin (2.54µm) MIN.Select Tin
G30:30µin (0.76µm) MIN.Select Gold(Mating Area)
100µin (2.54µm) MIN.Select Tin
T: Tin over Nickel

Ordering Information & Dimensions:

| PART NO. | Dimensions | | PART NO. | Dimensions | |
|----------|------------|-------|----------|------------|-------|
| | A | B | | A | B |
| 2P | 2.00 | 4.50 | 22P | 42.00 | 44.50 |
| 3P | 4.00 | 6.50 | 23P | 44.00 | 46.50 |
| 4P | 6.00 | 8.50 | 24P | 46.00 | 48.50 |
| 5P | 8.00 | 10.50 | 25P | 48.00 | 50.50 |
| 6P | 10.00 | 12.50 | 26P | 50.00 | 52.50 |
| 7P | 12.00 | 14.50 | 27P | 52.00 | 54.50 |
| 8P | 14.00 | 16.50 | 28P | 54.00 | 56.50 |
| 9P | 16.00 | 18.50 | 29P | 56.00 | 58.50 |
| 10P | 18.00 | 20.50 | 30P | 58.00 | 60.50 |
| 11P | 20.00 | 22.50 | 31P | 60.00 | 62.50 |
| 12P | 22.00 | 24.50 | 32P | 62.00 | 64.50 |
| 13P | 24.00 | 26.50 | 33P | 64.00 | 66.50 |
| 14P | 26.00 | 28.50 | 34P | 66.00 | 68.50 |
| 15P | 28.00 | 30.50 | 35P | 68.00 | 70.50 |
| 16P | 30.00 | 32.50 | 36P | 70.00 | 72.50 |
| 17P | 32.00 | 34.50 | 37P | 72.00 | 74.50 |
| 18P | 34.00 | 36.50 | 38P | 74.00 | 76.50 |
| 19P | 36.00 | 38.50 | 39P | 76.00 | 78.50 |
| 20P | 38.00 | 40.50 | 40P | 78.00 | 80.50 |
| 21P | 40.00 | 42.50 | | | |

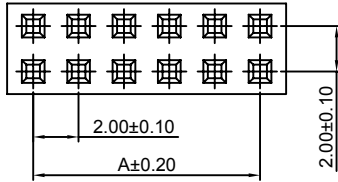
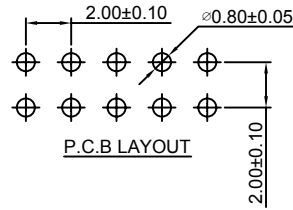
Unit: mm

A2005HWV-2xXP-Y

2.00mm Pitch 180° Dual Row Female Header

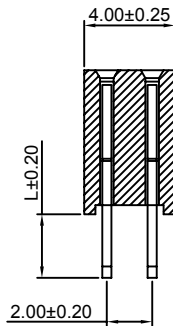
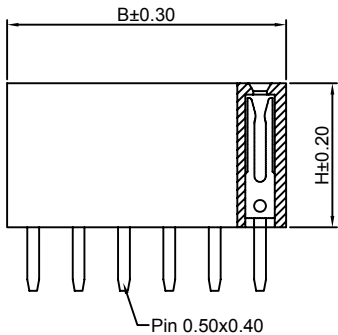
Reference Informations:

- *Material: Pin: Phosphor Bronze/Gold over Nickel
Insulator: PBT, UL94V-0
- *Mates with CJT A2005 series Dual Row Pin Header
- *Color: Black



Ordering Information:
A2005HWV-2xXP-Y - *** - *** - ***
1 2 3 4

- Part No.
- Size (H):
(Blank): 6.35mm (L: 2.8mm)
H65: 6.50mm (L: 3.00mm)
- Material:
(Blank): PBT, UL94V-0
6T: Nylon 6T, UL94V-0
GWT: Nylon 6T, UL94V-0, GWT 750 °C
- Finish:
(blank): Gold-flash
G15: 15µin (0.38µm) MIN. Select Gold (Mating Area)
100µin (2.54µm) MIN. Select Tin
G30: 30µin (0.76µm) MIN. Select Gold (Mating Area)
100µin (2.54µm) MIN. Select Tin
T: Tin over Nickel



Ordering Information & Dimensions:

| PART NO. | Dimensions | | PART NO. | Dimensions | |
|----------|------------|-------|----------|------------|-------|
| | A | B | | A | B |
| 2x2P | 2.00 | 4.50 | 2x22P | 42.00 | 44.50 |
| 2x3P | 4.00 | 6.50 | 2x23P | 44.00 | 46.50 |
| 2x4P | 6.00 | 8.50 | 2x24P | 46.00 | 48.50 |
| 2x5P | 8.00 | 10.50 | 2x25P | 48.00 | 50.50 |
| 2x6P | 10.00 | 12.50 | 2x26P | 50.00 | 52.50 |
| 2x7P | 12.00 | 14.50 | 2x27P | 52.00 | 54.50 |
| 2x8P | 14.00 | 16.50 | 2x28P | 54.00 | 56.50 |
| 2x9P | 16.00 | 18.50 | 2x29P | 56.00 | 58.50 |
| 2x10P | 18.00 | 20.50 | 2x30P | 58.00 | 60.50 |
| 2x11P | 20.00 | 22.50 | 2x31P | 60.00 | 62.50 |
| 2x12P | 22.00 | 24.50 | 2x32P | 62.00 | 64.50 |
| 2x13P | 24.00 | 26.50 | 2x33P | 64.00 | 66.50 |
| 2x14P | 26.00 | 28.50 | 2x34P | 66.00 | 68.50 |
| 2x15P | 28.00 | 30.50 | 2x35P | 68.00 | 70.50 |
| 2x16P | 30.00 | 32.50 | 2x36P | 70.00 | 72.50 |
| 2x17P | 32.00 | 34.50 | 2x37P | 72.00 | 74.50 |
| 2x18P | 34.00 | 36.50 | 2x38P | 74.00 | 76.50 |
| 2x19P | 36.00 | 38.50 | 2x39P | 76.00 | 78.50 |
| 2x20P | 38.00 | 40.50 | 2x40P | 78.00 | 80.50 |
| 2x21P | 40.00 | 42.50 | | | |

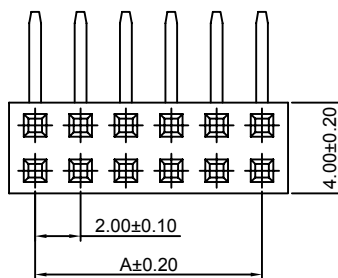
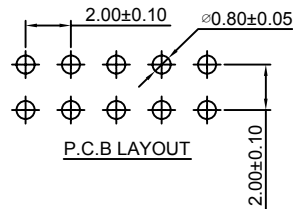
Unit: mm

A2005HWR-2xXP-Y

2.00mm Pitch 90° Dual Row Female Header

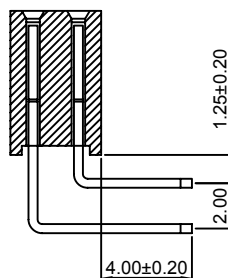
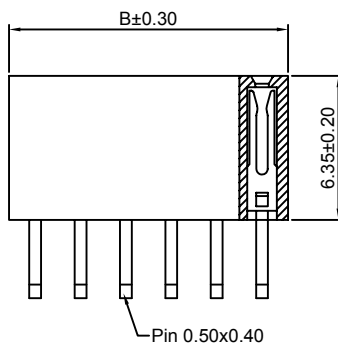
Reference Informations:

- *Material: Pin: Phosphor Bronze/Gold over Nickel
Insulator: PBT, UL94V-0
- *Mates with CJT A2005 series Dual Row Pin Header
- *Color: Black



Ordering Information:
A2005HWR-2xXP-Y - *** - ***
1 2 3

- Part No.
- Material:
(Blank): PBT, UL94V-0
6T: Nylon 6T, UL94V-0
GWT: Nylon 6T, UL94V-0, GWT 750 °C
- Finish:
(blank): Gold-flash
G15: 15µin (0.38µm) MIN. Select Gold (Mating Area)
100µin (2.54µm) MIN. Select Tin
G30: 30µin (0.76µm) MIN. Select Gold (Mating Area)
100µin (2.54µm) MIN. Select Tin
T: Tin over Nickel



Ordering Information & Dimensions:

| PART NO. | Dimensions | | PART NO. | Dimensions | |
|----------|------------|-------|----------|------------|-------|
| | A | B | | A | B |
| 2x2P | 2.00 | 4.50 | 2x22P | 42.00 | 44.50 |
| 2x3P | 4.00 | 6.50 | 2x23P | 44.00 | 46.50 |
| 2x4P | 6.00 | 8.50 | 2x24P | 46.00 | 48.50 |
| 2x5P | 8.00 | 10.50 | 2x25P | 48.00 | 50.50 |
| 2x6P | 10.00 | 12.50 | 2x26P | 50.00 | 52.50 |
| 2x7P | 12.00 | 14.50 | 2x27P | 52.00 | 54.50 |
| 2x8P | 14.00 | 16.50 | 2x28P | 54.00 | 56.50 |
| 2x9P | 16.00 | 18.50 | 2x29P | 56.00 | 58.50 |
| 2x10P | 18.00 | 20.50 | 2x30P | 58.00 | 60.50 |
| 2x11P | 20.00 | 22.50 | 2x31P | 60.00 | 62.50 |
| 2x12P | 22.00 | 24.50 | 2x32P | 62.00 | 64.50 |
| 2x13P | 24.00 | 26.50 | 2x33P | 64.00 | 66.50 |
| 2x14P | 26.00 | 28.50 | 2x34P | 66.00 | 68.50 |
| 2x15P | 28.00 | 30.50 | 2x35P | 68.00 | 70.50 |
| 2x16P | 30.00 | 32.50 | 2x36P | 70.00 | 72.50 |
| 2x17P | 32.00 | 34.50 | 2x37P | 72.00 | 74.50 |
| 2x18P | 34.00 | 36.50 | 2x38P | 74.00 | 76.50 |
| 2x19P | 36.00 | 38.50 | 2x39P | 76.00 | 78.50 |
| 2x20P | 38.00 | 40.50 | 2x40P | 78.00 | 80.50 |
| 2x21P | 40.00 | 42.50 | | | |

Unit: mm

A2005HWV-S-2xXP-Y

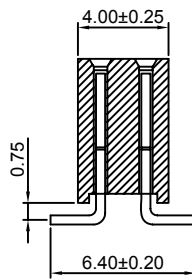
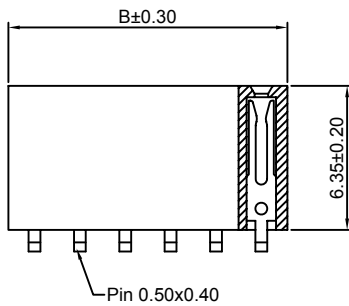
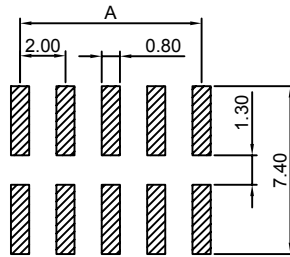
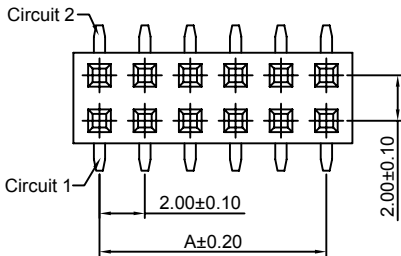
2.00mm Pitch 180° Dual Row Female Header-SMT TYPE

Reference Informations:

- *Material:Pin:Phosphor Bronze/Gold over Nickel
Insulator:Nylon 6T,UL94V-0
- *Mates with CJT A2005 series Dual Row Pin Header
- *Color:Black

Ordering Information:
A2005HWV-S-2xXP-Y - ^{***}/₁ - ^{***}/₂ - ^{***}/₃

- 1.Part No.
- 2.Material:
(Blank):Nylon 6T,UL94V-0
GWT:Nylon 6T,UL94V-0,GWT 750 °C
- 3.Finish:
(blank):Gold-flash
G15:15µin (0.38µm) MIN.Select Gold(Mating Area)
100µin (2.54µm) MIN.Select Tin
G30:30µin (0.76µm) MIN.Select Gold(Mating Area)
100µin (2.54µm) MIN.Select Tin
T: Tin over Nickel



Ordering Information & Dimensions:

| PART NO. | Dimensions | | PART NO. | Dimensions | |
|----------|------------|-------|----------|------------|-------|
| | A | B | | A | B |
| 2x2P | 2.00 | 4.50 | 2x22P | 42.00 | 44.50 |
| 2x3P | 4.00 | 6.50 | 2x23P | 44.00 | 46.50 |
| 2x4P | 6.00 | 8.50 | 2x24P | 46.00 | 48.50 |
| 2x5P | 8.00 | 10.50 | 2x25P | 48.00 | 50.50 |
| 2x6P | 10.00 | 12.50 | 2x26P | 50.00 | 52.50 |
| 2x7P | 12.00 | 14.50 | 2x27P | 52.00 | 54.50 |
| 2x8P | 14.00 | 16.50 | 2x28P | 54.00 | 56.50 |
| 2x9P | 16.00 | 18.50 | 2x29P | 56.00 | 58.50 |
| 2x10P | 18.00 | 20.50 | 2x30P | 58.00 | 60.50 |
| 2x11P | 20.00 | 22.50 | 2x31P | 60.00 | 62.50 |
| 2x12P | 22.00 | 24.50 | 2x32P | 62.00 | 64.50 |
| 2x13P | 24.00 | 26.50 | 2x33P | 64.00 | 66.50 |
| 2x14P | 26.00 | 28.50 | 2x34P | 66.00 | 68.50 |
| 2x15P | 28.00 | 30.50 | 2x35P | 68.00 | 70.50 |
| 2x16P | 30.00 | 32.50 | 2x36P | 70.00 | 72.50 |
| 2x17P | 32.00 | 34.50 | 2x37P | 72.00 | 74.50 |
| 2x18P | 34.00 | 36.50 | 2x38P | 74.00 | 76.50 |
| 2x19P | 36.00 | 38.50 | 2x39P | 76.00 | 78.50 |
| 2x20P | 38.00 | 40.50 | 2x40P | 78.00 | 80.50 |
| 2x21P | 40.00 | 42.50 | | | |

Unit: mm

A2005HWV-S-F-2xXP-Y

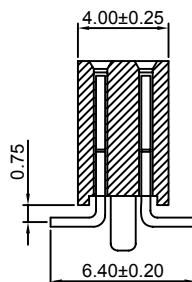
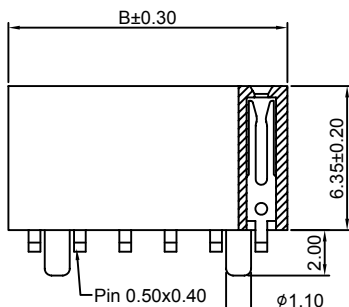
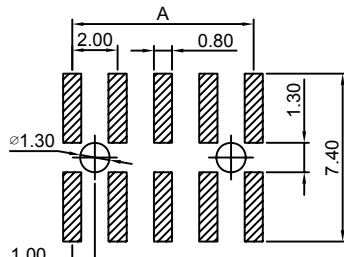
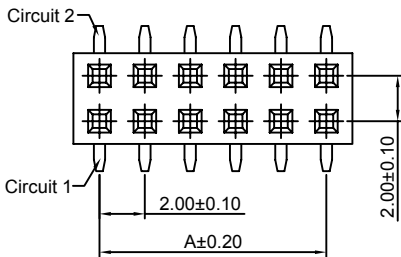
2.00mm Pitch 180° Dual Row Female Header-SMT TYPE

Reference Informations:

- *Material:Pin:Phosphor Bronze/Gold over Nickel
Insulator:Nylon 6T,UL94V-0
- *Mates with CJT A2005 series Dual Row Pin Header
- *Color:Black

Ordering Information:
A2005HWV-S-F-2xXP-Y - ^{***}/₁ - ^{***}/₂ - ^{***}/₃

- 1.Part No.
- 2.Material:
(Blank):Nylon 6T,UL94V-0
GWT:Nylon 6T,UL94V-0,GWT 750 °C
- 3.Finish:
(blank):Gold-flash
G15:15µin (0.38µm) MIN.Select Gold(Mating Area)
100µin (2.54µm) MIN.Select Tin
G30:30µin (0.76µm) MIN.Select Gold(Mating Area)
100µin (2.54µm) MIN.Select Tin
T: Tin over Nickel



Ordering Information & Dimensions:

| PART NO. | Dimensions | | PART NO. | Dimensions | |
|----------|------------|-------|----------|------------|-------|
| | A | B | | A | B |
| 2x2P | 2.00 | 4.50 | 2x22P | 42.00 | 44.50 |
| 2x3P | 4.00 | 6.50 | 2x23P | 44.00 | 46.50 |
| 2x4P | 6.00 | 8.50 | 2x24P | 46.00 | 48.50 |
| 2x5P | 8.00 | 10.50 | 2x25P | 48.00 | 50.50 |
| 2x6P | 10.00 | 12.50 | 2x26P | 50.00 | 52.50 |
| 2x7P | 12.00 | 14.50 | 2x27P | 52.00 | 54.50 |
| 2x8P | 14.00 | 16.50 | 2x28P | 54.00 | 56.50 |
| 2x9P | 16.00 | 18.50 | 2x29P | 56.00 | 58.50 |
| 2x10P | 18.00 | 20.50 | 2x30P | 58.00 | 60.50 |
| 2x11P | 20.00 | 22.50 | 2x31P | 60.00 | 62.50 |
| 2x12P | 22.00 | 24.50 | 2x32P | 62.00 | 64.50 |
| 2x13P | 24.00 | 26.50 | 2x33P | 64.00 | 66.50 |
| 2x14P | 26.00 | 28.50 | 2x34P | 66.00 | 68.50 |
| 2x15P | 28.00 | 30.50 | 2x35P | 68.00 | 70.50 |
| 2x16P | 30.00 | 32.50 | 2x36P | 70.00 | 72.50 |
| 2x17P | 32.00 | 34.50 | 2x37P | 72.00 | 74.50 |
| 2x18P | 34.00 | 36.50 | 2x38P | 74.00 | 76.50 |
| 2x19P | 36.00 | 38.50 | 2x39P | 76.00 | 78.50 |
| 2x20P | 38.00 | 40.50 | 2x40P | 78.00 | 80.50 |
| 2x21P | 40.00 | 42.50 | | | |

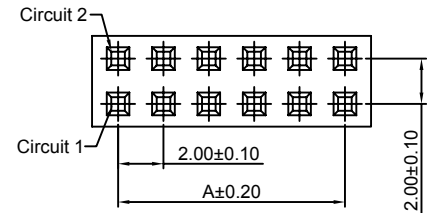
Unit: mm

A2005HWR-S-2xXP-Y

2.00mm Pitch 90° Dual Row Female Header-SMT TYPE

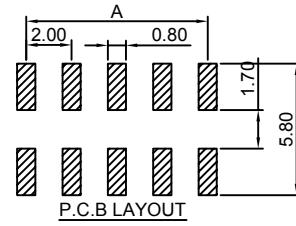
Reference Informations:

- *Material:Pin:Phosphor Bronze/Gold over Nickel
Insulator:Nylon 6T,UL94V-0
- *Mates with CJT A2005 series Dual Row Pin Header
- *Color:Black



Ordering Information:
A2005HWR-S-2xXP-Y - *** - ***
1 2 3

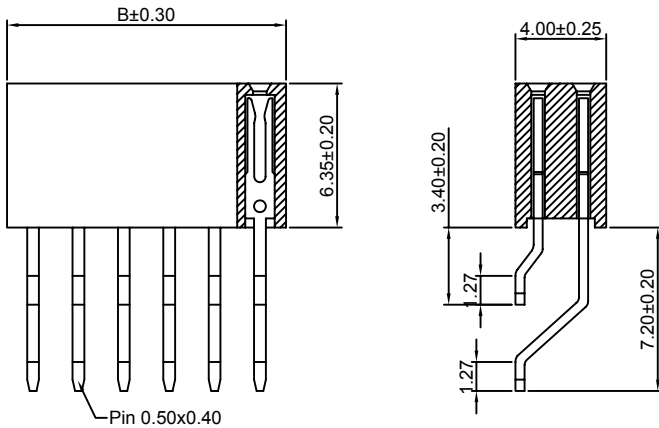
1.Part No.
2.Material:
(Blank):Nylon 6T,UL94V-0
GWT:Nylon 6T,UL94V-0,GWT 750 °C
3.Finish:
(blank):Gold-flash
G15:15µin (0.38µm) MIN.Select Gold(Mating Area)
100µin (2.54µm) MIN.Select Tin
G30:30µin (0.76µm) MIN.Select Gold(Mating Area)
100µin (2.54µm) MIN.Select Tin
I: Tin over Nickel



Ordering Information & Dimensions:

| PART NO. | Dimensions | | PART NO. | Dimensions | |
|----------|------------|-------|----------|------------|-------|
| | A | B | | A | B |
| 2x2P | 2.00 | 4.50 | 2x22P | 42.00 | 44.50 |
| 2x3P | 4.00 | 6.50 | 2x23P | 44.00 | 46.50 |
| 2x4P | 6.00 | 8.50 | 2x24P | 46.00 | 48.50 |
| 2x5P | 8.00 | 10.50 | 2x25P | 48.00 | 50.50 |
| 2x6P | 10.00 | 12.50 | 2x26P | 50.00 | 52.50 |
| 2x7P | 12.00 | 14.50 | 2x27P | 52.00 | 54.50 |
| 2x8P | 14.00 | 16.50 | 2x28P | 54.00 | 56.50 |
| 2x9P | 16.00 | 18.50 | 2x29P | 56.00 | 58.50 |
| 2x10P | 18.00 | 20.50 | 2x30P | 58.00 | 60.50 |
| 2x11P | 20.00 | 22.50 | 2x31P | 60.00 | 62.50 |
| 2x12P | 22.00 | 24.50 | 2x32P | 62.00 | 64.50 |
| 2x13P | 24.00 | 26.50 | 2x33P | 64.00 | 66.50 |
| 2x14P | 26.00 | 28.50 | 2x34P | 66.00 | 68.50 |
| 2x15P | 28.00 | 30.50 | 2x35P | 68.00 | 70.50 |
| 2x16P | 30.00 | 32.50 | 2x36P | 70.00 | 72.50 |
| 2x17P | 32.00 | 34.50 | 2x37P | 72.00 | 74.50 |
| 2x18P | 34.00 | 36.50 | 2x38P | 74.00 | 76.50 |
| 2x19P | 36.00 | 38.50 | 2x39P | 76.00 | 78.50 |
| 2x20P | 38.00 | 40.50 | 2x40P | 78.00 | 80.50 |
| 2x21P | 40.00 | 42.50 | | | |

Unit: mm

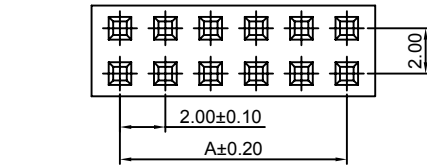


A2005HWV-2xXP-H-Y

2.00mm Pitch 180° Dual Row Female Header

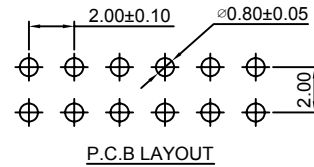
Reference Informations:

- *Material:Pin:Phosphor Bronze/Gold over Nickel
Insulator:PBT,UL94V-0
- *Mates with CJT A2005 series Dual Row Pin Header
- *Color:Black



Ordering Information:
A2005HWV-2xXP-H-Y - *** - ***
1 2 3

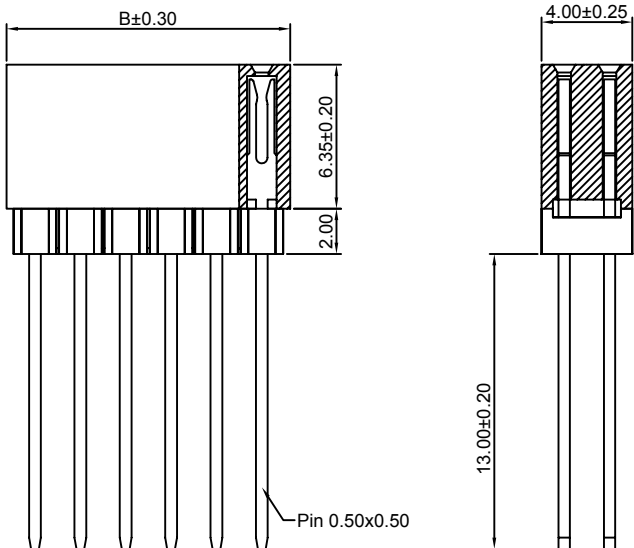
1.Part No.
2.Material:
(Blank):PBT,UL94V-0
6T:Nylon 6T,UL94V-0
GWT:Nylon 6T,UL94V-0,GWT 750 °C
3.Finish:
(blank):Gold-flash
G15:15µin (0.38µm) MIN.Select Gold(Mating Area)
100µin (2.54µm) MIN.Select Tin
G30:30µin (0.76µm) MIN.Select Gold(Mating Area)
100µin (2.54µm) MIN.Select Tin
I: Tin over Nickel



Ordering Information & Dimensions:

| PART NO. | Dimensions | | PART NO. | Dimensions | |
|----------|------------|-------|----------|------------|-------|
| | A | B | | A | B |
| 2x2P | 2.00 | 4.50 | 2x22P | 42.00 | 44.50 |
| 2x3P | 4.00 | 6.50 | 2x23P | 44.00 | 46.50 |
| 2x4P | 6.00 | 8.50 | 2x24P | 46.00 | 48.50 |
| 2x5P | 8.00 | 10.50 | 2x25P | 48.00 | 50.50 |
| 2x6P | 10.00 | 12.50 | 2x26P | 50.00 | 52.50 |
| 2x7P | 12.00 | 14.50 | 2x27P | 52.00 | 54.50 |
| 2x8P | 14.00 | 16.50 | 2x28P | 54.00 | 56.50 |
| 2x9P | 16.00 | 18.50 | 2x29P | 56.00 | 58.50 |
| 2x10P | 18.00 | 20.50 | 2x30P | 58.00 | 60.50 |
| 2x11P | 20.00 | 22.50 | 2x31P | 60.00 | 62.50 |
| 2x12P | 22.00 | 24.50 | 2x32P | 62.00 | 64.50 |
| 2x13P | 24.00 | 26.50 | 2x33P | 64.00 | 66.50 |
| 2x14P | 26.00 | 28.50 | 2x34P | 66.00 | 68.50 |
| 2x15P | 28.00 | 30.50 | 2x35P | 68.00 | 70.50 |
| 2x16P | 30.00 | 32.50 | 2x36P | 70.00 | 72.50 |
| 2x17P | 32.00 | 34.50 | 2x37P | 72.00 | 74.50 |
| 2x18P | 34.00 | 36.50 | 2x38P | 74.00 | 76.50 |
| 2x19P | 36.00 | 38.50 | 2x39P | 76.00 | 78.50 |
| 2x20P | 38.00 | 40.50 | 2x40P | 78.00 | 80.50 |
| 2x21P | 40.00 | 42.50 | | | |

Unit: mm



A2005HWV-3xXP

2.00mm Pitch 180° Triple Row Female Header

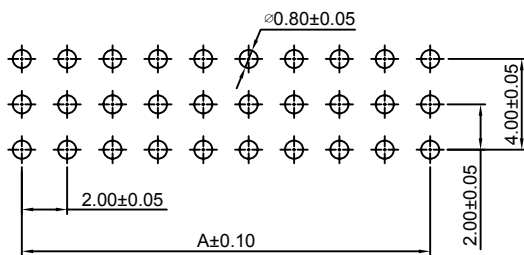
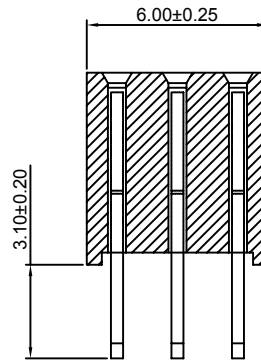
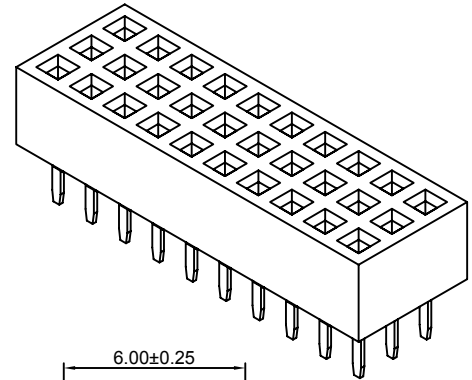
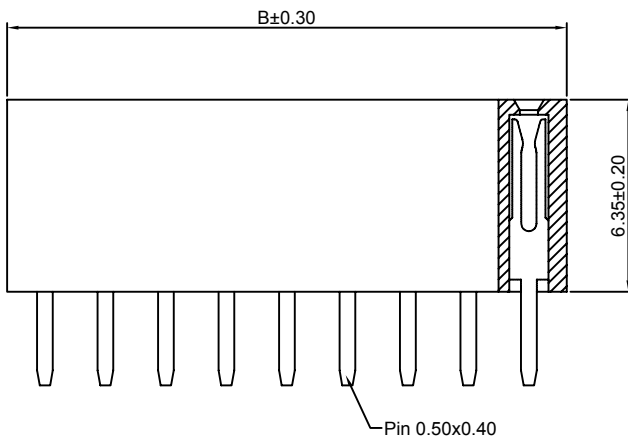
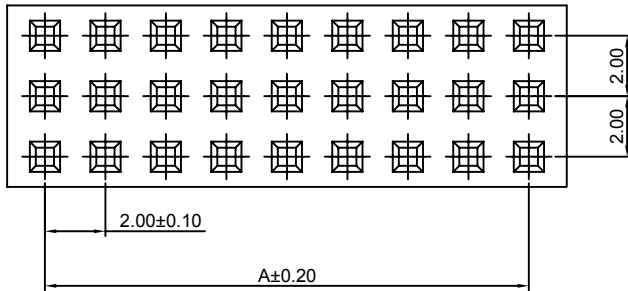
Reference Informations:

- *Material: Pin: Phosphor Bronze/Gold over Nickel
Insulator: PBT, UL94V-0
- *Mates with CJT A2005 series Triple Row Pin Header
- *Color: Black

Ordering Information:

A2005HWV-3xXP - *** - ***
1 2 3

- Part No.
- Material:
(Blank): PBT, UL94V-0
6T: Nylon 6T, UL94V-0
GWT: Nylon 6T, UL94V-0, GWT 750 °C
- Finish:
(blank): Gold-flash
G15: 15µm (0.38µm) MIN. Select Gold (Mating Area)
100µm (2.54µm) MIN. Select Tin
G30: 30µm (0.76µm) MIN. Select Gold (Mating Area)
100µm (2.54µm) MIN. Select Tin
T: Tin over Nickel



P.C.B LAYOUT

Ordering Information & Dimensions:

| PART NO. | Dimensions | | PART NO. | Dimensions | |
|----------|------------|-------|----------|------------|-------|
| | A | B | | A | B |
| 3x2P | 2.00 | 4.30 | 3x22P | 42.00 | 44.30 |
| 3x3P | 4.00 | 6.30 | 3x23P | 44.00 | 46.30 |
| 3x4P | 6.00 | 8.30 | 3x24P | 46.00 | 48.30 |
| 3x5P | 8.00 | 10.30 | 3x25P | 48.00 | 50.30 |
| 3x6P | 10.00 | 12.30 | 3x26P | 50.00 | 52.30 |
| 3x7P | 12.00 | 14.30 | 3x27P | 52.00 | 54.30 |
| 3x8P | 14.00 | 16.30 | 3x28P | 54.00 | 56.30 |
| 3x9P | 16.00 | 18.30 | 3x29P | 56.00 | 58.30 |
| 3x10P | 18.00 | 20.30 | 3x30P | 58.00 | 60.30 |
| 3x11P | 20.00 | 22.30 | 3x31P | 60.00 | 62.30 |
| 3x12P | 22.00 | 24.30 | 3x32P | 62.00 | 64.30 |
| 3x13P | 24.00 | 26.30 | 3x33P | 64.00 | 66.30 |
| 3x14P | 26.00 | 28.30 | 3x34P | 66.00 | 68.30 |
| 3x15P | 28.00 | 30.30 | 3x35P | 68.00 | 70.30 |
| 3x16P | 30.00 | 32.30 | 3x36P | 70.00 | 72.30 |
| 3x17P | 32.00 | 34.30 | 3x37P | 72.00 | 74.30 |
| 3x18P | 34.00 | 36.30 | 3x38P | 74.00 | 76.30 |
| 3x19P | 36.00 | 38.30 | 3x39P | 76.00 | 78.30 |
| 3x20P | 38.00 | 40.30 | 3x40P | 78.00 | 80.30 |
| 3x21P | 40.00 | 42.30 | | | |

Unit: mm

A2005HWR-3xXP

2.00mm Pitch 90° Triple Row Female Header

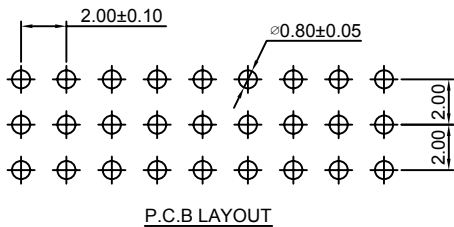
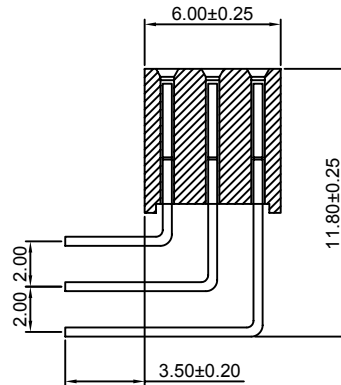
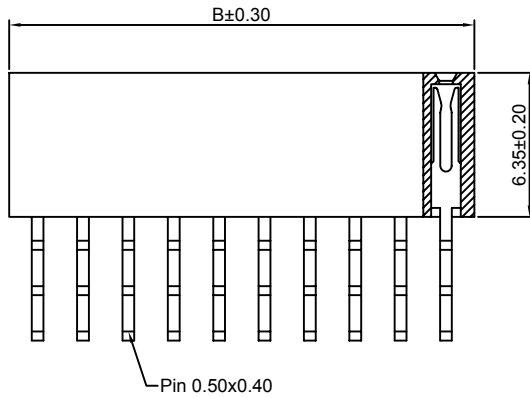
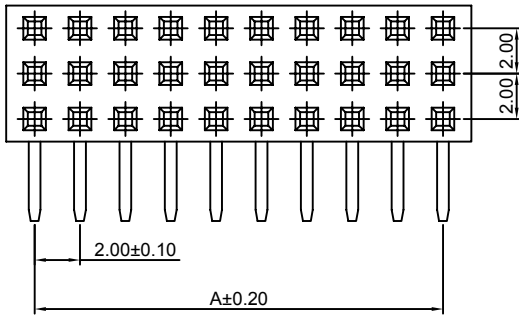
Reference Informations:

- *Material: Pin: Phosphor Bronze/Gold over Nickel
Insulator: PBT, UL94V-0
- *Mates with CJT A2005 series Triple Row Pin Header
- *Color: Black

Ordering Information:

A2005HWR-3xXP - *** - ***
1 2 3

- Part No.
- Material:
(Blank): PBT, UL94V-0
6T: Nylon 6T, UL94V-0
GWT: Nylon 6T, UL94V-0, GWT 750 °C
- Finish:
(blank): Gold-flash
G15: 15µm (0.38µm) MIN. Select Gold (Mating Area)
100µm (2.54µm) MIN. Select Tin
G30: 30µm (0.76µm) MIN. Select Gold (Mating Area)
100µm (2.54µm) MIN. Select Tin
T: Tin over Nickel



Ordering Information & Dimensions:

| PART NO. | Dimensions | | PART NO. | Dimensions | |
|----------|------------|-------|----------|------------|-------|
| | A | B | | A | B |
| 3x2P | 2.00 | 4.50 | 3x22P | 42.00 | 44.50 |
| 3x3P | 4.00 | 6.50 | 3x23P | 44.00 | 46.50 |
| 3x4P | 6.00 | 8.50 | 3x24P | 46.00 | 48.50 |
| 3x5P | 8.00 | 10.50 | 3x25P | 48.00 | 50.50 |
| 3x6P | 10.00 | 12.50 | 3x26P | 50.00 | 52.50 |
| 3x7P | 12.00 | 14.50 | 3x27P | 52.00 | 54.50 |
| 3x8P | 14.00 | 16.50 | 3x28P | 54.00 | 56.50 |
| 3x9P | 16.00 | 18.50 | 3x29P | 56.00 | 58.50 |
| 3x10P | 18.00 | 20.50 | 3x30P | 58.00 | 60.50 |
| 3x11P | 20.00 | 22.50 | 3x31P | 60.00 | 62.50 |
| 3x12P | 22.00 | 24.50 | 3x32P | 62.00 | 64.50 |
| 3x13P | 24.00 | 26.50 | 3x33P | 64.00 | 66.50 |
| 3x14P | 26.00 | 28.50 | 3x34P | 66.00 | 68.50 |
| 3x15P | 28.00 | 30.50 | 3x35P | 68.00 | 70.50 |
| 3x16P | 30.00 | 32.50 | 3x36P | 70.00 | 72.50 |
| 3x17P | 32.00 | 34.50 | 3x37P | 72.00 | 74.50 |
| 3x18P | 34.00 | 36.50 | 3x38P | 74.00 | 76.50 |
| 3x19P | 36.00 | 38.50 | 3x39P | 76.00 | 78.50 |
| 3x20P | 38.00 | 40.50 | 3x40P | 78.00 | 80.50 |
| 3x21P | 40.00 | 42.50 | | | |

Unit: mm

A2005HWV-4xXP

2.00mm Pitch 180° Four Row Female Header

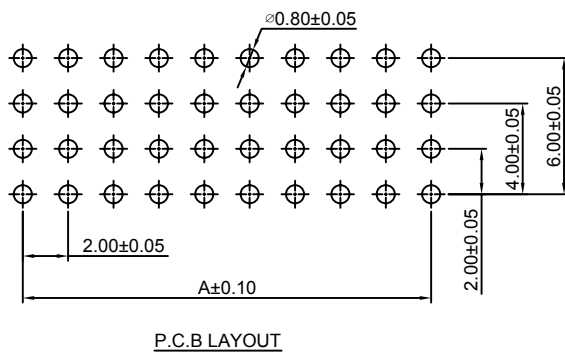
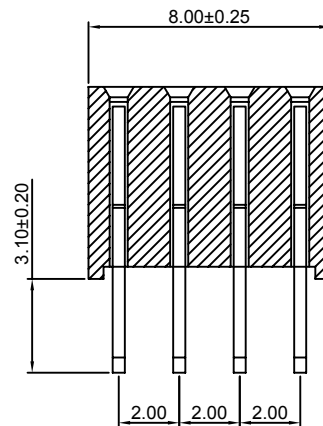
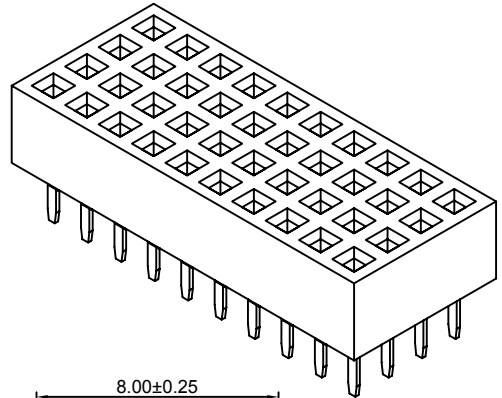
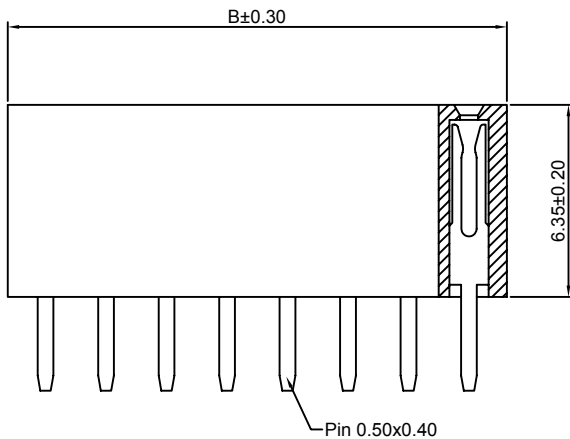
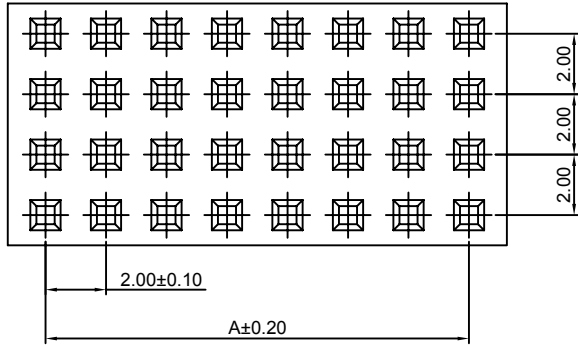
Reference Informations:

- *Material: Pin: Phosphor Bronze/Gold over Nickel
Insulator: PBT, UL94V-0
- *Mates with CJT A2005 series Four Row Pin Header
- *Color: Black

Ordering Information:

A2005HWV-4xXP - *** - ***
1 2 3

- Part No.
- Material:
(Blank): PBT, UL94V-0
6T: Nylon 6T, UL94V-0
GWT: Nylon 6T, UL94V-0, GWT 750°C
- Finish:
(blank): Gold-flash
G15: 15µin (0.38µm) MIN. Select Gold (Mating Area)
100µin (2.54µm) MIN. Select Tin
G30: 30µin (0.76µm) MIN. Select Gold (Mating Area)
100µin (2.54µm) MIN. Select Tin
T: Tin over Nickel



Ordering Information & Dimensions:

| PART NO. | Dimensions | | PART NO. | Dimensions | |
|----------|------------|-------|----------|------------|-------|
| | A | B | | A | B |
| 4x2P | 2.00 | 4.50 | 4x22P | 42.00 | 44.50 |
| 4x3P | 4.00 | 6.50 | 4x23P | 44.00 | 46.50 |
| 4x4P | 6.00 | 8.50 | 4x24P | 46.00 | 48.50 |
| 4x5P | 8.00 | 10.50 | 4x25P | 48.00 | 50.50 |
| 4x6P | 10.00 | 12.50 | 4x26P | 50.00 | 52.50 |
| 4x7P | 12.00 | 14.50 | 4x27P | 52.00 | 54.50 |
| 4x8P | 14.00 | 16.50 | 4x28P | 54.00 | 56.50 |
| 4x9P | 16.00 | 18.50 | 4x29P | 56.00 | 58.50 |
| 4x10P | 18.00 | 20.50 | 4x30P | 58.00 | 60.50 |
| 4x11P | 20.00 | 22.50 | 4x31P | 60.00 | 62.50 |
| 4x12P | 22.00 | 24.50 | 4x32P | 62.00 | 64.50 |
| 4x13P | 24.00 | 26.50 | 4x33P | 64.00 | 66.50 |
| 4x14P | 26.00 | 28.50 | 4x34P | 66.00 | 68.50 |
| 4x15P | 28.00 | 30.50 | 4x35P | 68.00 | 70.50 |
| 4x16P | 30.00 | 32.50 | 4x36P | 70.00 | 72.50 |
| 4x17P | 32.00 | 34.50 | 4x37P | 72.00 | 74.50 |
| 4x18P | 34.00 | 36.50 | 4x38P | 74.00 | 76.50 |
| 4x19P | 36.00 | 38.50 | 4x39P | 76.00 | 78.50 |
| 4x20P | 38.00 | 40.50 | 4x40P | 78.00 | 80.50 |
| 4x21P | 40.00 | 42.50 | | | |

Unit: mm

A2005HWVA-4xXP

2.00mm Pitch 180° Four Row Female Header

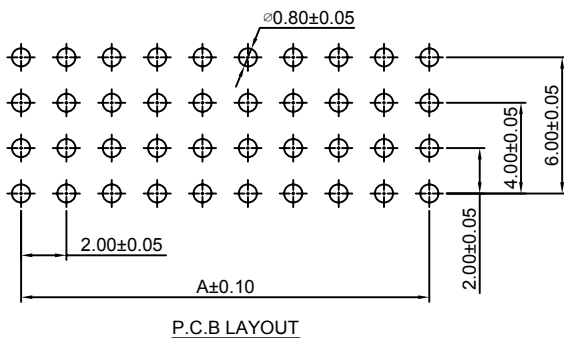
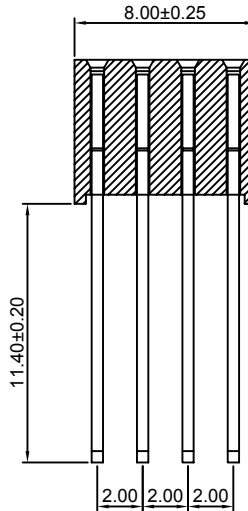
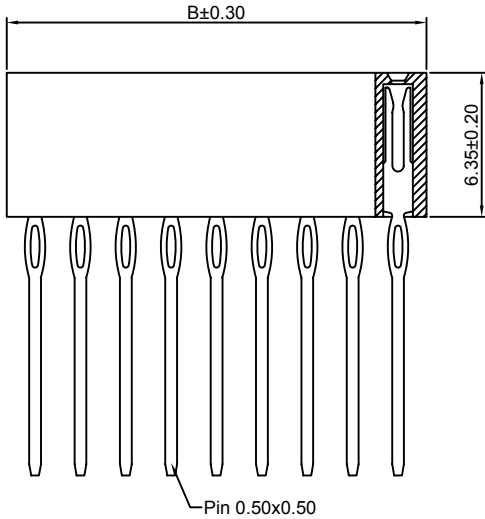
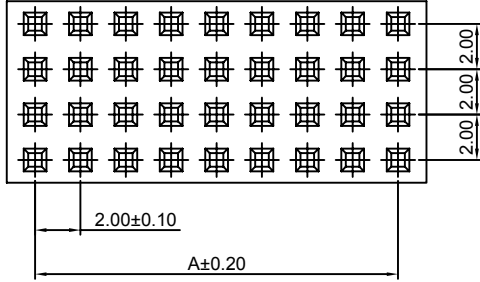
Reference Informations:

- *Material: Pin: Phosphor Bronze/Gold over Nickel
Insulator: PBT, UL94V-0
- *Mates with CJT A2005 series Four Row Pin Header
- *Color: Black

Ordering Information:

A2005HWVA-4xXP - ^{***}/₂ - ^{***}/₃

- Part No.
- Material:
(Blank): PBT, UL94V-0
6T: Nylon 6T, UL94V-0
GWT: Nylon 6T, UL94V-0, GWT 750 °C
- Finish:
(blank): Gold-flash
G15: 15µin (0.38µm) MIN. Select Gold (Mating Area)
100µin (2.54µm) MIN. Select Tin
G30: 30µin (0.76µm) MIN. Select Gold (Mating Area)
100µin (2.54µm) MIN. Select Tin
T: Tin over Nickel



Ordering Information & Dimensions:

| PART NO. | Dimensions | | PART NO. | Dimensions | |
|----------|------------|-------|----------|------------|-------|
| | A | B | | A | B |
| 4x2P | 2.00 | 4.50 | 4x22P | 42.00 | 44.50 |
| 4x3P | 4.00 | 6.50 | 4x23P | 44.00 | 46.50 |
| 4x4P | 6.00 | 8.50 | 4x24P | 46.00 | 48.50 |
| 4x5P | 8.00 | 10.50 | 4x25P | 48.00 | 50.50 |
| 4x6P | 10.00 | 12.50 | 4x26P | 50.00 | 52.50 |
| 4x7P | 12.00 | 14.50 | 4x27P | 52.00 | 54.50 |
| 4x8P | 14.00 | 16.50 | 4x28P | 54.00 | 56.50 |
| 4x9P | 16.00 | 18.50 | 4x29P | 56.00 | 58.50 |
| 4x10P | 18.00 | 20.50 | 4x30P | 58.00 | 60.50 |
| 4x11P | 20.00 | 22.50 | 4x31P | 60.00 | 62.50 |
| 4x12P | 22.00 | 24.50 | 4x32P | 62.00 | 64.50 |
| 4x13P | 24.00 | 26.50 | 4x33P | 64.00 | 66.50 |
| 4x14P | 26.00 | 28.50 | 4x34P | 66.00 | 68.50 |
| 4x15P | 28.00 | 30.50 | 4x35P | 68.00 | 70.50 |
| 4x16P | 30.00 | 32.50 | 4x36P | 70.00 | 72.50 |
| 4x17P | 32.00 | 34.50 | 4x37P | 72.00 | 74.50 |
| 4x18P | 34.00 | 36.50 | 4x38P | 74.00 | 76.50 |
| 4x19P | 36.00 | 38.50 | 4x39P | 76.00 | 78.50 |
| 4x20P | 38.00 | 40.50 | 4x40P | 78.00 | 80.50 |
| 4x21P | 40.00 | 42.50 | | | |

Unit: mm

A2005HWV-4xXP-H

2.00mm Pitch 180° Four Row Female Header

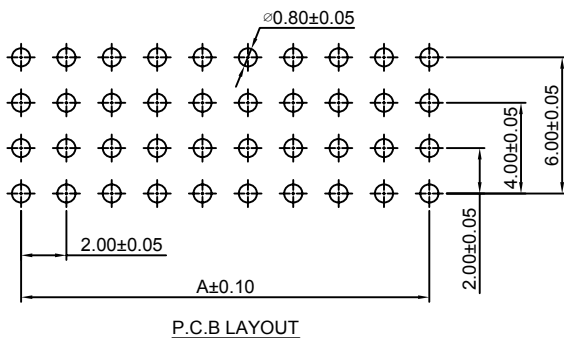
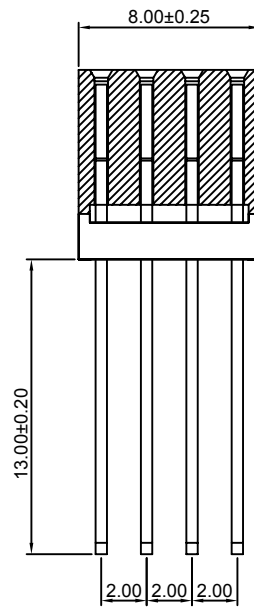
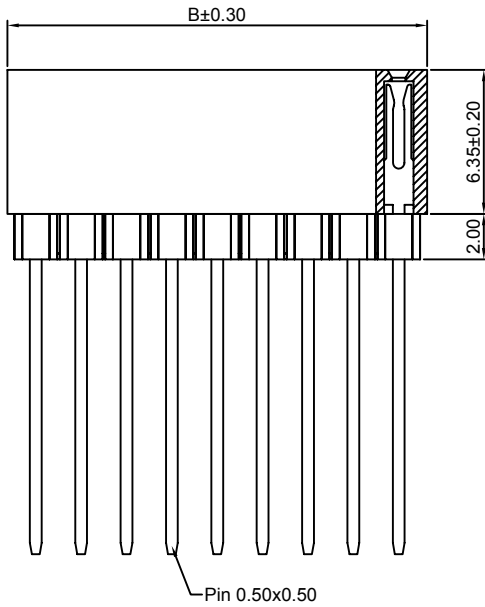
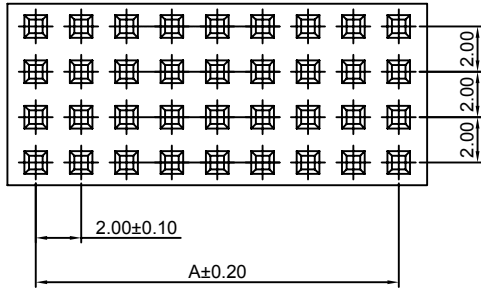
Reference Informations:

- *Material: Pin: Phosphor Bronze/Gold over Nickel
Insulator: PBT, UL94V-0
- *Mates with CJT A2005 series Four Row Pin Header
- *Color: Black

Ordering Information:

A2005HWV-4xXP-H - *** - ***
1 2 3

- Part No.
- Material:
(Blank): PBT, UL94V-0
6T: Nylon 6T, UL94V-0
GWT: Nylon 6T, UL94V-0, GWT 750 °C
- Finish:
(blank): Gold-flash
G15: 15µin (0.38µm) MIN. Select Gold (Mating Area)
100µin (2.54µm) MIN. Select Tin
G30: 30µin (0.76µm) MIN. Select Gold (Mating Area)
100µin (2.54µm) MIN. Select Tin
T: Tin over Nickel



Ordering Information & Dimensions:

| PART NO. | Dimensions | | PART NO. | Dimensions | |
|----------|------------|-------|----------|------------|-------|
| | A | B | | A | B |
| 4x2P | 2.00 | 4.50 | 4x22P | 42.00 | 44.50 |
| 4x3P | 4.00 | 6.50 | 4x23P | 44.00 | 46.50 |
| 4x4P | 6.00 | 8.50 | 4x24P | 46.00 | 48.50 |
| 4x5P | 8.00 | 10.50 | 4x25P | 48.00 | 50.50 |
| 4x6P | 10.00 | 12.50 | 4x26P | 50.00 | 52.50 |
| 4x7P | 12.00 | 14.50 | 4x27P | 52.00 | 54.50 |
| 4x8P | 14.00 | 16.50 | 4x28P | 54.00 | 56.50 |
| 4x9P | 16.00 | 18.50 | 4x29P | 56.00 | 58.50 |
| 4x10P | 18.00 | 20.50 | 4x30P | 58.00 | 60.50 |
| 4x11P | 20.00 | 22.50 | 4x31P | 60.00 | 62.50 |
| 4x12P | 22.00 | 24.50 | 4x32P | 62.00 | 64.50 |
| 4x13P | 24.00 | 26.50 | 4x33P | 64.00 | 66.50 |
| 4x14P | 26.00 | 28.50 | 4x34P | 66.00 | 68.50 |
| 4x15P | 28.00 | 30.50 | 4x35P | 68.00 | 70.50 |
| 4x16P | 30.00 | 32.50 | 4x36P | 70.00 | 72.50 |
| 4x17P | 32.00 | 34.50 | 4x37P | 72.00 | 74.50 |
| 4x18P | 34.00 | 36.50 | 4x38P | 74.00 | 76.50 |
| 4x19P | 36.00 | 38.50 | 4x39P | 76.00 | 78.50 |
| 4x20P | 38.00 | 40.50 | 4x40P | 78.00 | 80.50 |
| 4x21P | 40.00 | 42.50 | | | |

Unit: mm

X-ON Electronics

Largest Supplier of Electrical and Electronic Components

Click to view similar products for [Headers & Wire Housings](#) category:

Click to view products by [Changjiang](#) manufacturer:

Other Similar products are found below :

[95000-104TRLF](#) [10135584-644402LF](#) [DF62W-EP2022PCA](#) [95000-106TRLF](#) [DF62W-2022SCA](#) [DF62W-EP2022PC](#) [2203348](#) [DF62W-2022SC](#) [1084018](#) [1029039](#) [1084017](#) [802-10-012-10-002000](#) [1112640](#) [1112639](#) [891-007-9SS-BST1T](#) [000-34000](#) [0008550134](#) [0009482033](#) [0009507031](#) [57102-F02-18ULF](#) [57102-S06-03LF](#) [57202-S52-04LF](#) [PCN6-15S-2.5E](#) [0039019024](#) [58102-G61-06LF](#) [582553-1](#) [0009485154](#) [0009508121](#) [0022285053](#) [0050291907](#) [018731A](#) [LY20-4P-DT1-P1E-BR](#) [02.125.8002.8](#) [60101931](#) [60598-1 \(Cut Strip\)](#) [M1625-3R/100](#) [61062-3](#) [61082-181009](#) [CSU011177004](#) [636-1427](#) [638009-1](#) [641938-9](#) [641991-4](#) [644168-1](#) [644827-2](#) [647662-1](#) [65039-019ELF](#) [65692-001LF](#) [65781-018](#) [65781-047](#)