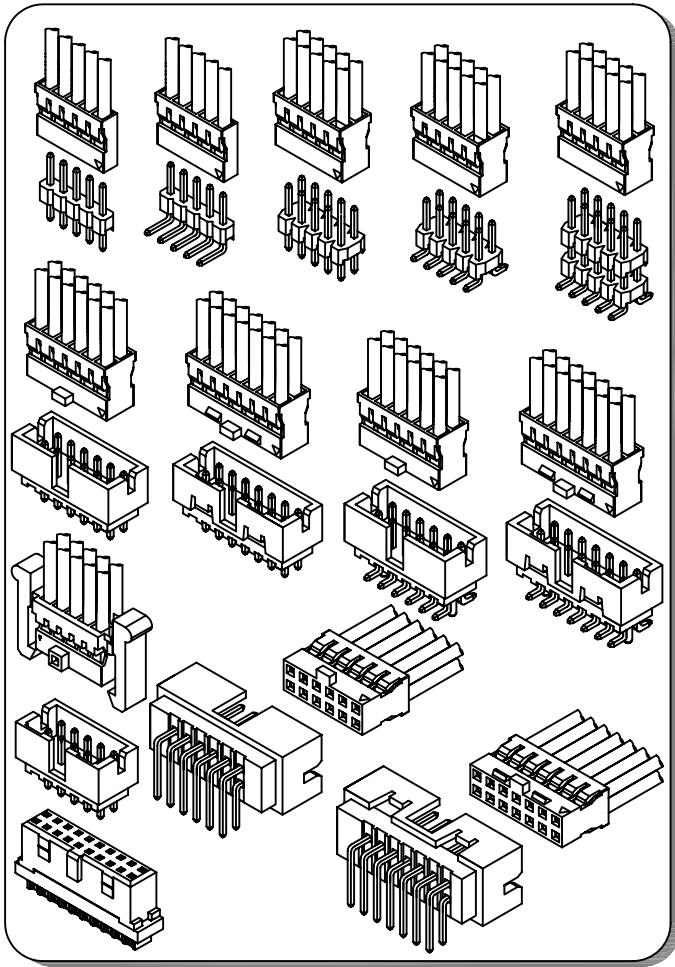


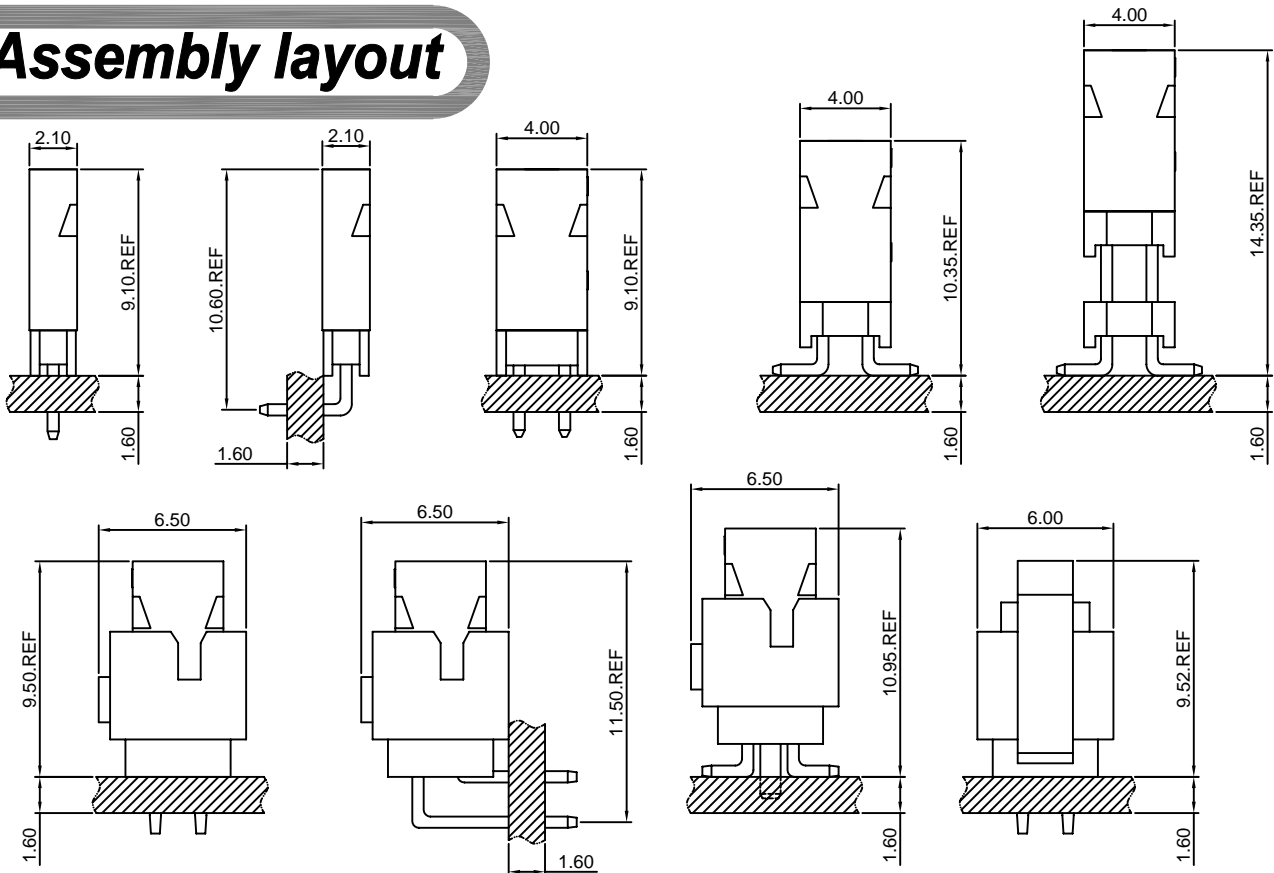
Specifications

- Current rating: 2A AC, DC
- Voltage rating: 250V AC, DC
- Temperature range: -40°C ~ +105°C
- Contact resistance: 20mΩ Max.
- Insulation resistance: 1000MΩ Min.
- Withstanding voltage: 500V AC/minute
- *Compliant with RoHS and REACH*
- *Meet the HF/Halogen Free, need to customize*
- *Contact CJT for details*

Standards



Assembly layout

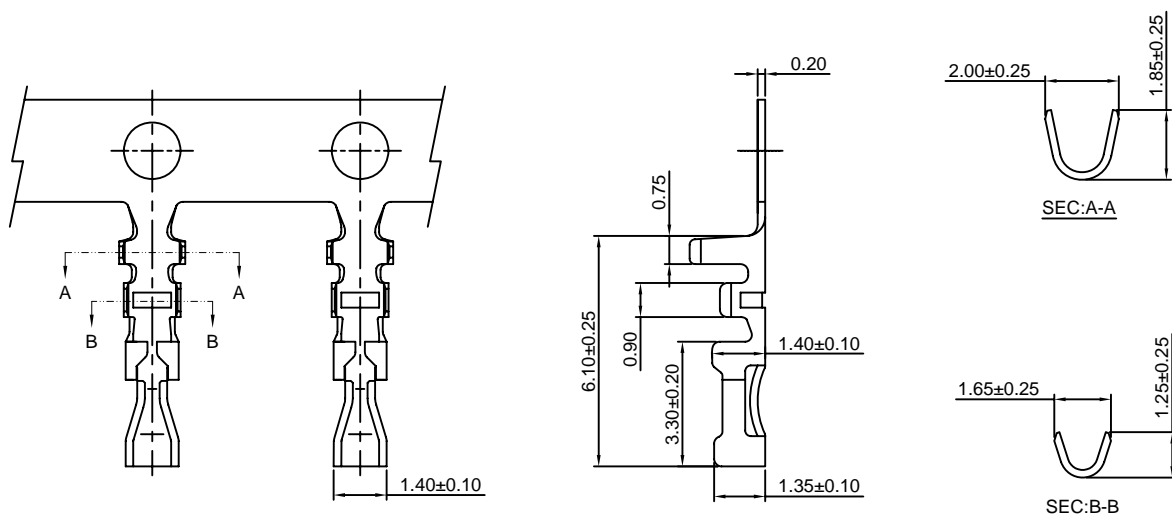


A2005-T

2.00mm pitch Crimp Terminal

Reference Informations:

*Used in CJT A2005H,H-N,HB-N-FI-XP,A2005H-2xXP series Housing



Ordering information & Specifications:

Unit:mm

Part NO.	Wire Range	Insulation O.D.	Material	Finish	Qty/reel
A2005-TP	AWG#26-#30	1.40mm(max)	Phosphor Bronze	Tin over Nickel	10,000 PCS
A2005-GP	AWG#26-#30	1.40mm(max)	Phosphor Bronze	Gold over Nickel	10,000 PCS

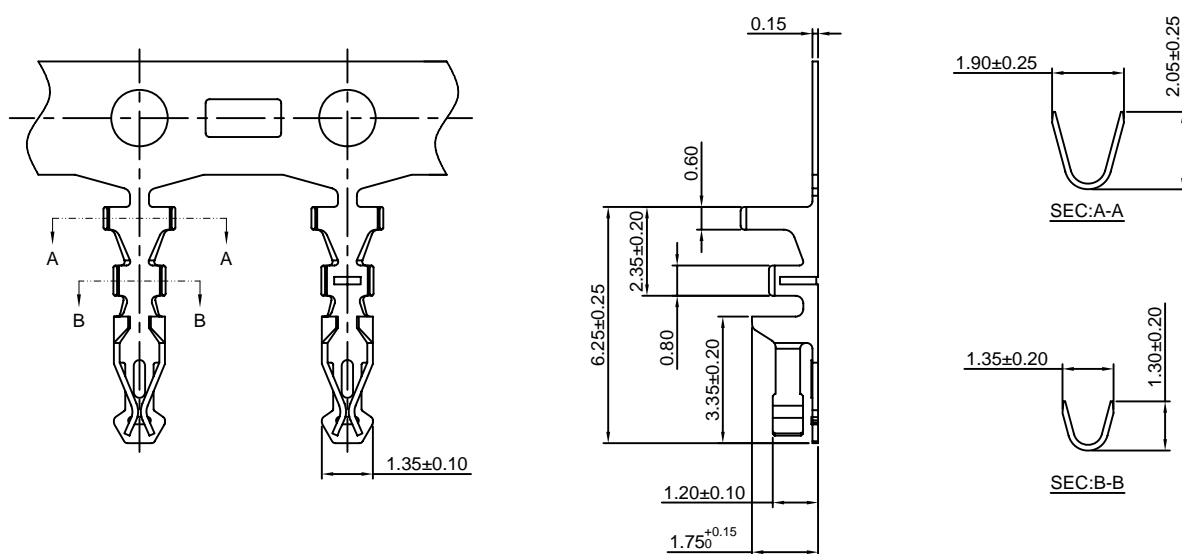
Optional Gold plating available but MOQ requested

A2005-T-B

2.00mm pitch Crimp Terminal

Reference Informations:

*Used in CJT A2005HA,HC-2xXP,A2005HA-2xXP-A, A2005HB-N-2xXP-A(B,C,D,E,F,G,J,FI) series Dual Row Housing



Ordering information & Specifications:

Unit:mm

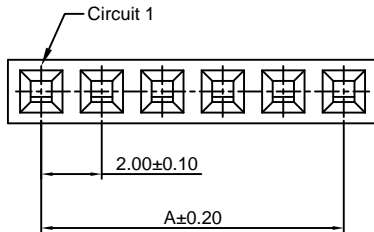
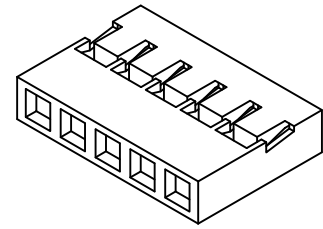
Part NO.	Wire Range	Insulation O.D.	Material	Finish	Qty/reel
A2005-GP-B	AWG#24-#30	1.40mm(max)	Phosphor Bronze	Gold over Nickel	10,000 PCS

A2005H-XP

2.00mm pitch Single Row Housing

Reference Informations:

- *Material:PBT,UL94V-0
- *Suitable CJT A2005-T series Terminal
- *Mates with CJT A2005WV,WR,WVA,WRA-XP, A2005WV-S,WR-S,WVA-S-XP series Single Row Wafer
- *Color:Black



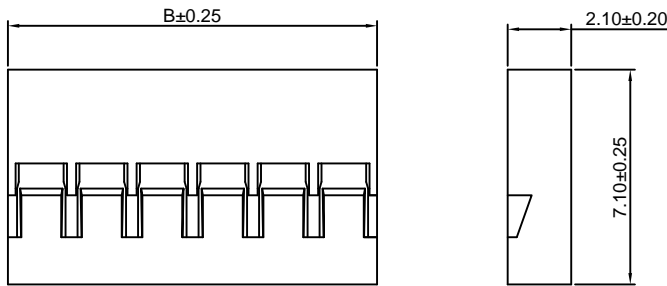
Ordering Information:

- A2005H-XP - ***
 $\frac{1}{2}$
 1.Part No.
 2.Material:
 (Blank):PBT,UL94V-0
 GWT:PBT,UL94V-0,GWT 750°C

Ordering Information & Dimensions:

PART NO.	Dimensions		PART NO.	Dimensions	
	A	B		A	B
2P	2.00	4.20	22P	42.00	44.20
3P	4.00	6.20	23P	44.00	46.20
4P	6.00	8.20	24P	46.00	48.20
5P	8.00	10.20	25P	48.00	50.20
6P	10.00	12.20	26P	50.00	52.20
7P	12.00	14.20	27P	52.00	54.20
8P	14.00	16.20	28P	54.00	56.20
9P	16.00	18.20	29P	56.00	58.20
10P	18.00	20.20	30P	58.00	60.20
11P	20.00	22.20	31P	60.00	62.20
12P	22.00	24.20	32P	62.00	64.20
13P	24.00	26.20	33P	64.00	66.20
14P	26.00	28.20	34P	66.00	68.20
15P	28.00	30.20	35P	68.00	70.20
16P	30.00	32.20	36P	70.00	72.20
17P	32.00	34.20	37P	72.00	74.20
18P	34.00	36.20	38P	74.00	76.20
19P	36.00	38.20	39P	76.00	78.20
20P	38.00	40.20	40P	78.00	80.20
21P	40.00	42.20			

Unit: mm

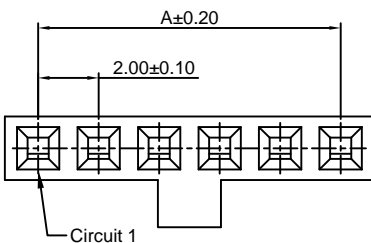
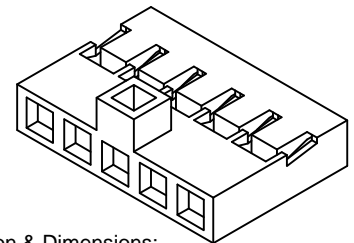


A2005H-N-XP

2.00mm pitch Single Row Housing

Reference Informations:

- *Material:PBT,UL94V-0
- *Suitable CJT A2005-T series Terminal
- *Mates with CJT A2005WV,WR,WVA,WRA-XP, A2005WV-S,WR-S,WVA-S-XP series Single Row Wafer
- *Color:Black



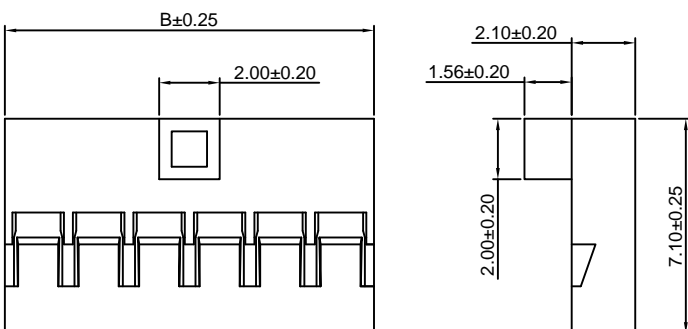
Ordering Information:

- A2005H-N-XP - ***
 $\frac{1}{2}$
 1.Part No.
 2.Material:
 (Blank):PBT,UL94V-0
 GWT:PBT,UL94V-0,GWT 750°C

Ordering Information & Dimensions:

PART NO.	Dimensions		PART NO.	Dimensions	
	A	B		A	B
2P	2.00	4.20	22P	42.00	44.20
3P	4.00	6.20	23P	44.00	46.20
4P	6.00	8.20	24P	46.00	48.20
5P	8.00	10.20	25P	48.00	50.20
6P	10.00	12.20	26P	50.00	52.20
7P	12.00	14.20	27P	52.00	54.20
8P	14.00	16.20	28P	54.00	56.20
9P	16.00	18.20	29P	56.00	58.20
10P	18.00	20.20	30P	58.00	60.20
11P	20.00	22.20	31P	60.00	62.20
12P	22.00	24.20	32P	62.00	64.20
13P	24.00	26.20	33P	64.00	66.20
14P	26.00	28.20	34P	66.00	68.20
15P	28.00	30.20	35P	68.00	70.20
16P	30.00	32.20	36P	70.00	72.20
17P	32.00	34.20	37P	72.00	74.20
18P	34.00	36.20	38P	74.00	76.20
19P	36.00	38.20	39P	76.00	78.20
20P	38.00	40.20	40P	78.00	80.20
21P	40.00	42.20			

Unit: mm



A2005HB-N-XP-FI

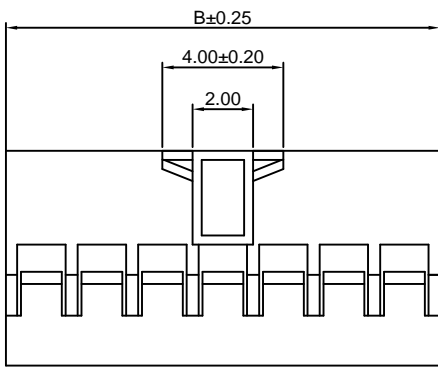
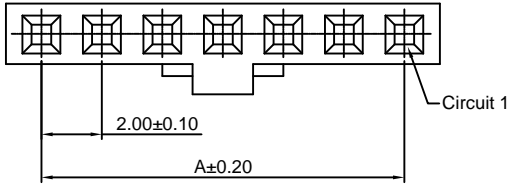
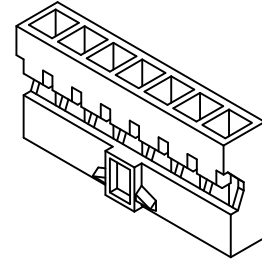
2.00mm Pitch Single Row Housing

Reference Informations:

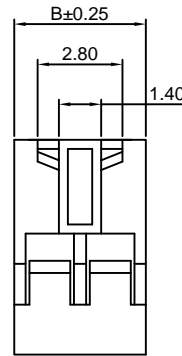
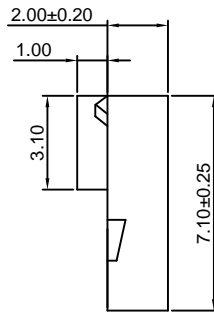
- *Material:PBT,UL94V-0
- *Suitable CJT A2005-T-B series Terminal
- *Mates with CJT A2005WV,WR,WVA,WRA-XP, A2005WV-S,WR-S,WVA-S-XP,A2005WR-N-F-XP-FI, A2005WR-N-S-F-XP-FI series Single Row Wafer
- *Color:White

Ordering Information:
A2005HB-N-XP-FI - *** - **
 1 2 3

- 1.Part No.
- 2.Material:
(blank):PBT,UL94V-0
GWT:PBT,UL94V-0,GWT 750°C
- 3.Color:
(blank):White
BK:Black



3P~17P



2P

Ordering Information & Dimensions:

PART NO.	Dimensions	
	A	B
2P	2.00	4.35
3P	4.00	6.35
4P	6.00	8.35
5P	8.00	10.35
6P	10.00	12.35
7P	12.00	14.35
8P	14.00	16.35
9P	16.00	18.35
10P	18.00	20.35
11P	20.00	22.35
12P	22.00	24.35
13P	24.00	26.35
14P	26.00	28.35
15P	28.00	30.35
16P	30.00	32.35
17P	32.00	34.35

Unit: mm

A2005H-2xXP

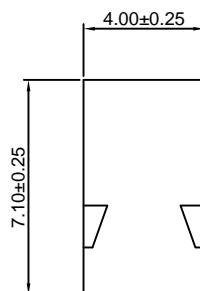
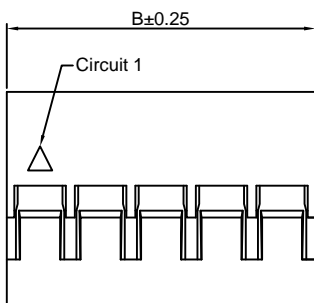
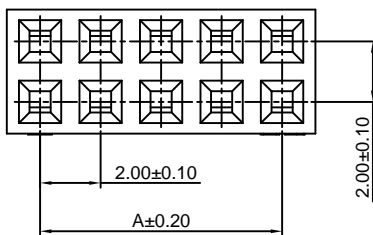
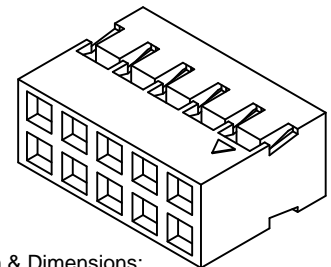
2.00mm Pitch Dual Row Housing

Reference Informations:

- *Material:PBT,UL94V-0
- *Suitable CJT A2005-T series Terminal
- *Mates with CJT A2005WV,WR,WVA,WRA-2xXP, A2005WV-S,WR-S,WVA-S,WVA-S-F-2xXP series Dual Row Wafer
- *Color:Black

Ordering Information:
A2005H-2xXP - ***
 1 2

- 1.Part No.
- 2.Material:
(Blank):PBT,UL94V-0
GWT:PBT,UL94V-0,GWT 750°C



Ordering Information & Dimensions:

PART NO.	Dimensions		PART NO.	Dimensions	
	A	B		A	B
2x2P	2.00	4.20	2x22P	42.00	44.20
2x3P	4.00	6.20	2x23P	44.00	46.20
2x4P	6.00	8.20	2x24P	46.00	48.20
2x5P	8.00	10.20	2x25P	48.00	50.20
2x6P	10.00	12.20	2x26P	50.00	52.20
2x7P	12.00	14.20	2x27P	52.00	54.20
2x8P	14.00	16.20	2x28P	54.00	56.20
2x9P	16.00	18.20	2x29P	56.00	58.20
2x10P	18.00	20.20	2x30P	58.00	60.20
2x11P	20.00	22.20	2x31P	60.00	62.20
2x12P	22.00	24.20	2x32P	62.00	64.20
2x13P	24.00	26.20	2x33P	64.00	66.20
2x14P	26.00	28.20	2x34P	66.00	68.20
2x15P	28.00	30.20	2x35P	68.00	70.20
2x16P	30.00	32.20	2x36P	70.00	72.20
2x17P	32.00	34.20	2x37P	72.00	74.20
2x18P	34.00	36.20	2x38P	74.00	76.20
2x19P	36.00	38.20	2x39P	76.00	78.20
2x20P	38.00	40.20	2x40P	78.00	80.20
2x21P	40.00	42.20			

Unit: mm

A2005H-N-2xXP-A

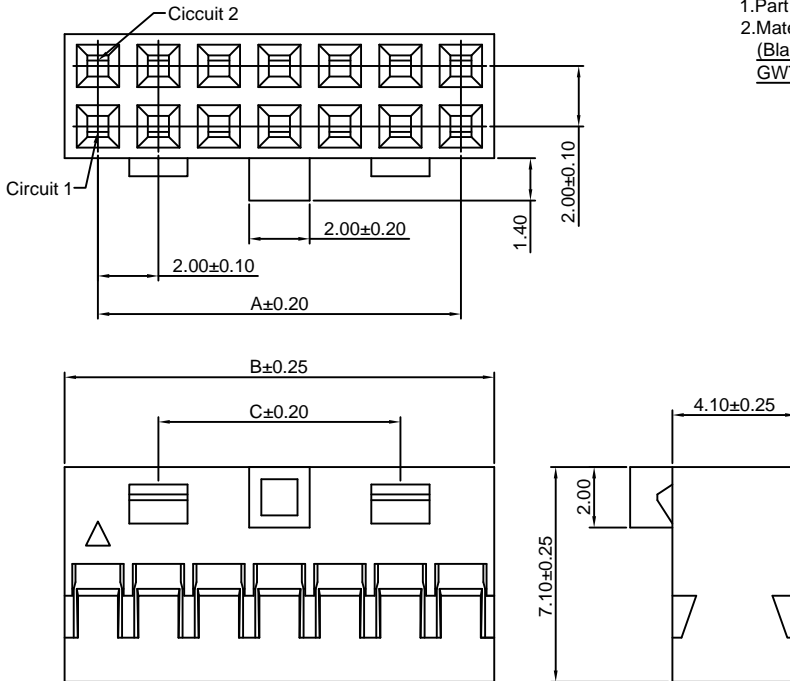
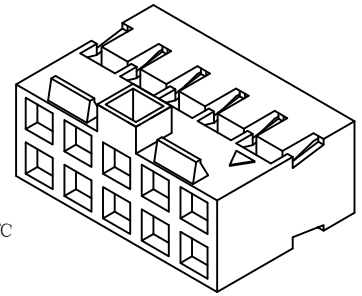
2.00mm Pitch Dual Row Housing

Reference Informations:

- *Material:PBT,UL94V-0
- *Suitable CJT A2005 series Terminal
- *Mates with CJT A2005WV-N-2xXP-A,A2005WR-N-2xXP-A
A2005WV-N-S-2xXP-A,A2005WV-N-S-F-2xXP-A series Dual Row Wafer
- *Color:Black

Ordering Information:

- A2005H-N-2xXP-A - ***
1 2
- 1.Part No.
 - 2.Material:
(Blank):PBT,UL94V-0
GWT:PBT,UL94V-0,GWT 750 °C



Ordering Information & Dimensions:

PART NO.	Dimensions			PART NO.	Dimensions		
	A	B	C		A	B	C
2x7P	12.00	14.20	8.00	2x24P	46.00	48.20	42.00
2x8P	14.00	16.20	10.00	2x25P	48.00	50.20	44.00
2x9P	16.00	18.20	12.00	2x26P	50.00	52.20	46.00
2x10P	18.00	20.20	14.00	2x27P	52.00	54.20	48.00
2x11P	20.00	22.20	16.00	2x28P	54.00	56.20	50.00
2x12P	22.00	24.20	18.00	2x29P	56.00	58.20	52.00
2x13P	24.00	26.20	20.00	2x30P	58.00	60.20	54.00
2x14P	26.00	28.20	22.00	2x31P	60.00	62.20	56.00
2x15P	28.00	30.20	24.00	2x32P	62.00	64.20	58.00
2x16P	30.00	32.20	26.00	2x33P	64.00	66.20	60.00
2x17P	32.00	34.20	28.00	2x34P	66.00	68.20	62.00
2x18P	34.00	36.20	30.00	2x35P	68.00	70.20	64.00
2x19P	36.00	38.20	32.00	2x36P	70.00	72.20	66.00
2x20P	38.00	40.20	34.00	2x37P	72.00	74.20	68.00
2x21P	40.00	42.20	36.00	2x38P	74.00	76.20	70.00
2x22P	42.00	44.20	38.00	2x39P	76.00	78.20	72.00
2x23P	44.00	46.20	40.00	2x40P	78.00	80.20	74.00

Unit: mm

A2005H-N-2xXP-B

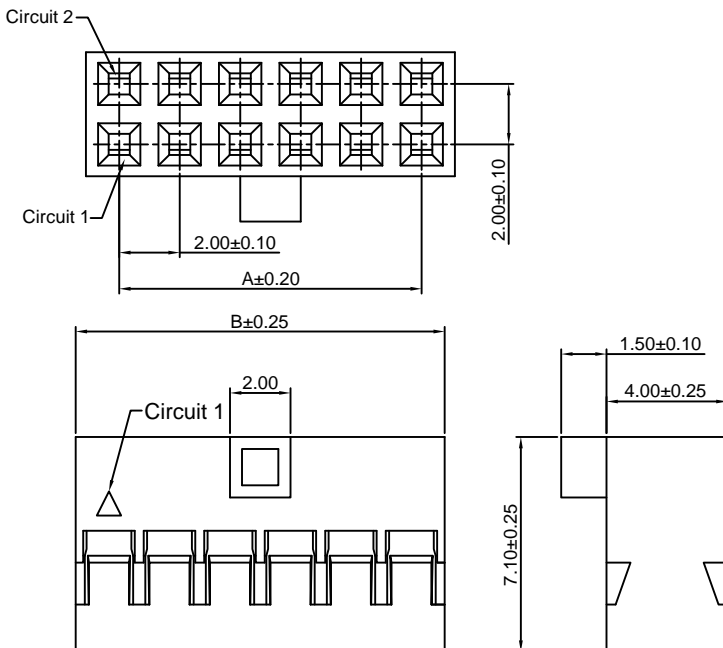
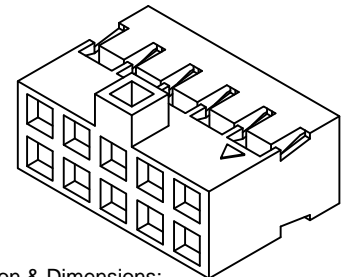
2.00mm Pitch Dual Row Housing

Reference Informations:

- *Material:PBT,UL94V-0
- *Suitable CJT A2005 series Terminal
- *Mates with CJT A2005WV-N,WR-N-2xXP,
A2005WV-N-S-2xXP series Dual Row Wafer
- *Color:Black

Ordering Information:

- A2005H-N-2xXP-B - ***
1 2
- 1.Part No.
 - 2.Material:
(Blank):PBT,UL94V-0
GWT:PBT,UL94V-0,GWT 750 °C



Ordering Information & Dimensions:

PART NO.	Dimensions		PART NO.	Dimensions	
	A	B		A	B
2x2P	2.00	4.20	2x22P	42.00	44.20
2x3P	4.00	6.20	2x23P	44.00	46.20
2x4P	6.00	8.20	2x24P	46.00	48.20
2x5P	8.00	10.20	2x25P	48.00	50.20
2x6P	10.00	12.20	2x26P	50.00	52.20
2x7P	12.00	14.20	2x27P	52.00	54.20
2x8P	14.00	16.20	2x28P	54.00	56.20
2x9P	16.00	18.20	2x29P	56.00	58.20
2x10P	18.00	20.20	2x30P	58.00	60.20
2x11P	20.00	22.20	2x31P	60.00	62.20
2x12P	22.00	24.20	2x32P	62.00	64.20
2x13P	24.00	26.20	2x33P	64.00	66.20
2x14P	26.00	28.20	2x34P	66.00	68.20
2x15P	28.00	30.20	2x35P	68.00	70.20
2x16P	30.00	32.20	2x36P	70.00	72.20
2x17P	32.00	34.20	2x37P	72.00	74.20
2x18P	34.00	36.20	2x38P	74.00	76.20
2x19P	36.00	38.20	2x39P	76.00	78.20
2x20P	38.00	40.20	2x40P	78.00	80.20
2x21P	40.00	42.20			

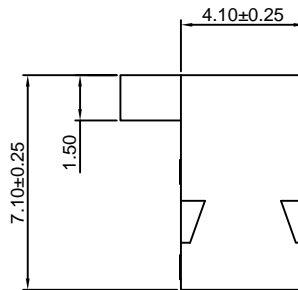
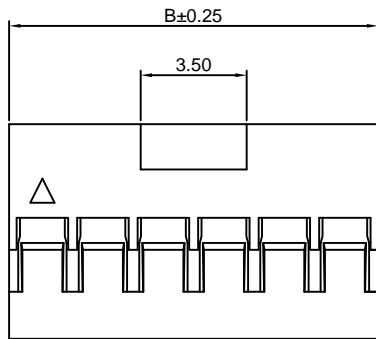
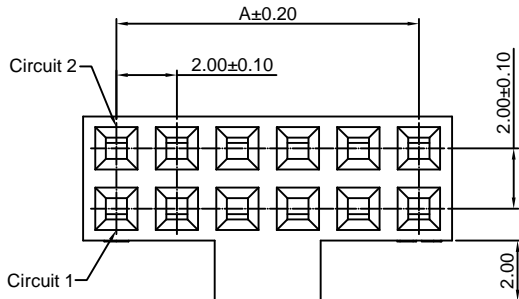
Unit: mm

A2005H-N-2xXP-D

2.00mm Pitch Dual Row Housing

Reference Informations:

- *Material:PBT,UL94V-0
- *Suitable CJT A2005 series Terminal
- *Mates with CJT A2005WV-N,WR-N-2xXP, A2005WV-N-S2xXP series Dual Row Wafer
- *Color:Black



Ordering Information:

- A2005H-N-2xXP-D - ***
 $\frac{1}{2}$
 1.Part No.
 2.Material:
 (Blank):PBT,UL94V-0
 GWT:PBT,UL94V-0,GWT 750 °C

Ordering Information & Dimensions:

PART NO.	Dimensions	
	A	B
2x2P	2.00	4.20
2x3P	4.00	6.20
2x4P	6.00	8.20
2x5P	8.00	10.20
2x6P	10.00	12.20
2x7P	12.00	14.20
2x8P	14.00	16.20
2x9P	16.00	18.20
2x10P	18.00	20.20
2x11P	20.00	22.20
2x12P	22.00	24.20
2x13P	24.00	26.20
2x14P	26.00	28.20
2x15P	28.00	30.20
2x16P	30.00	32.20
2x17P	32.00	34.20
2x18P	34.00	36.20
2x19P	36.00	38.20
2x20P	38.00	40.20
2x21P	40.00	42.20
2x22P	42.00	44.20
2x23P	44.00	46.20
2x24P	46.00	48.20
2x25P	48.00	50.20

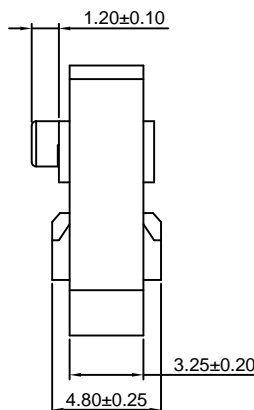
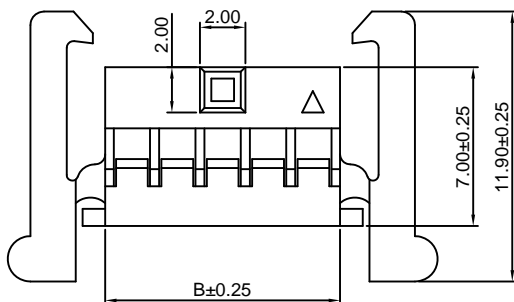
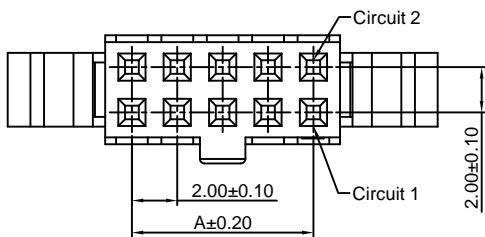
Unit: mm

A2005HA-2xXP

2.00mm Pitch Dual Row Housing

Reference Informations:

- *Material:PBT,UL94V-0
- *Suitable CJT A2005-T-B series Terminal
- *Mates with CJT A2005WV-N-2xXP-B,A2005WR-N-2xXP-B A2005WV-N-S-2xXP-B,A2005WV-N-S-F-2xXP-B series Dual Row Wafer
- *Color:Black



Ordering Information:

- A2005HA-2xXP - ***
 $\frac{1}{2}$
 1.Part No.
 2.Material:
 (Blank):PBT,UL94V-0
 GWT:PBT,UL94V-0,GWT 750 °C

Ordering Information & Dimensions:

PART NO.	Dimensions	
	A	B
2x2P	2.00	4.35
2x3P	4.00	6.35
2x4P	6.00	8.35
2x5P	8.00	10.35
2x6P	10.00	12.35
2x7P	12.00	14.35
2x8P	14.00	16.35
2x9P	16.00	18.35
2x10P	18.00	20.35
2x11P	20.00	22.35
2x12P	22.00	24.35
2x13P	24.00	26.35
2x14P	26.00	28.35
2x15P	28.00	30.35
2x16P	30.00	32.35
2x17P	32.00	34.35
2x18P	34.00	36.35
2x19P	36.00	38.35
2x20P	38.00	40.35
2x21P	40.00	42.35
2x22P	42.00	44.35
2x23P	44.00	46.35
2x24P	46.00	48.35
2x25P	48.00	50.35

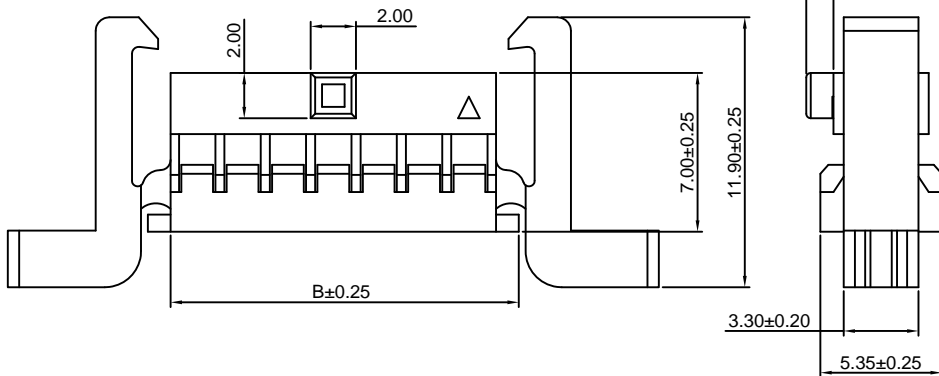
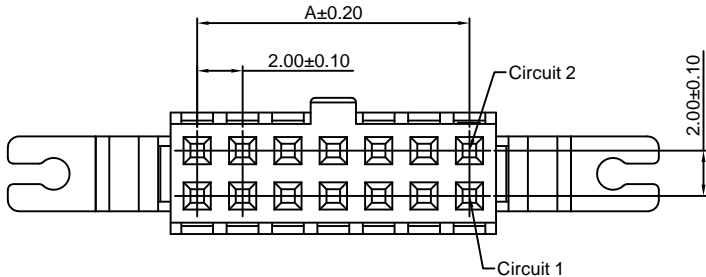
Unit: mm

A2005HA-2xXP-A

2.00mm Pitch Dual Row Housing

Reference Informations:

- *Material:PBT,UL94V-0
- *Suitable CJT A2005-T-B series Terminal
- *Mates with CJT A2005WV-N-2xXP-B,A2005WR-N-2xXP-B
A2005WV-N-S-2xXP-B,A2005WV-N-S-F-2xXP-B series Dual Row Wafer
- *Color:Black



Ordering Information:
A2005HA-2xXP-A - ***
1 2

- 1.Part No.
2.Material:
(Blank):PBT,UL94V-0
GWT:PBT,UL94V-0,GWT 750 °C

Ordering Information & Dimensions:

PART NO.	Dimensions	
	A	B
2x7P	12.00	14.35
2x8P	14.00	16.35
2x9P	16.00	18.35
2x10P	18.00	20.35
2x11P	20.00	22.35
2x12P	22.00	24.35
2x13P	24.00	26.35
2x14P	26.00	28.35
2x15P	28.00	30.35
2x16P	30.00	32.35
2x17P	32.00	34.35
2x18P	34.00	36.35
2x19P	36.00	38.35
2x20P	38.00	40.35

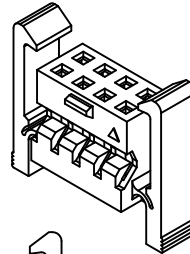
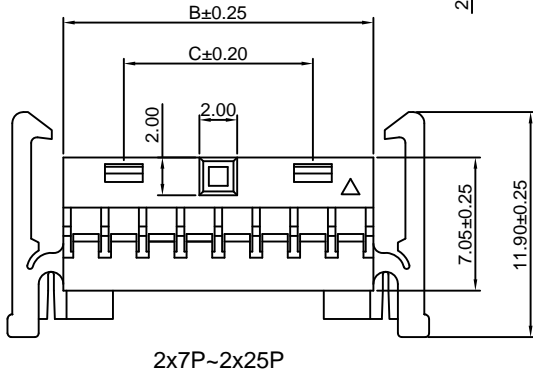
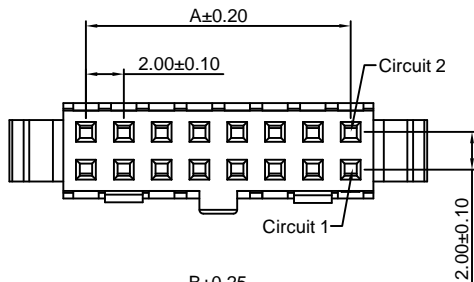
Unit: mm

A2005HC-2xXP

2.00mm Pitch Dual Row Housing

Reference Informations:

- *Material:PBT,UL94V-0
- *Suitable CJT A2005-T-B series Terminal
- *Mates with CJT A2005WV-N-2xXP-A, A2005WR-N-2xXP-A,
A2005WV-N-S-2xXP-A, A2005WV-N-S-F-2xXP-A series
Dual Row Wafer
- *Color:Black



Ordering Information:
A2005HC-2xXP - ***
1 2

- 1.Part No.
2.Material:
(Blank):PBT,UL94V-0
GWT:PBT,UL94V-0,GWT 750 °C

Ordering Information & Dimensions:

PART NO.	Dimensions		
	A	B	C
2x2P	2.00	4.35	----
2x3P	4.00	6.35	----
2x4P	6.00	8.35	----
2x5P	8.00	10.35	----
2x6P	10.00	12.35	----
2x7P	12.00	14.35	8.00
2x8P	14.00	16.35	10.00
2x9P	16.00	18.35	12.00
2x10P	18.00	20.35	14.00
2x11P	20.00	22.35	16.00
2x12P	22.00	24.35	18.00
2x13P	24.00	26.35	20.00
2x14P	26.00	28.35	22.00
2x15P	28.00	30.35	24.00
2x16P	30.00	32.35	26.00
2x17P	32.00	34.35	28.00
2x18P	34.00	36.35	30.00
2x19P	36.00	38.35	32.00
2x20P	38.00	40.35	34.00
2x21P	40.00	42.35	36.00
2x22P	42.00	44.35	38.00
2x23P	44.00	46.35	40.00
2x24P	46.00	48.35	42.00
2x25P	48.00	50.35	44.00

Unit: mm

A2005HI-2xXP

2.00mm Pitch Dual Row Housing

Reference Informations:

*Material:Pin:Phosphor Bronze/Tin over Nickel
Insulator:PBT+30%GF,UL94V-0

*Color:Black

Ordering Information:

A2005HI-2xXP - * - *** - ** - ***
1 2 3 4 5

1.Part No.

2.Style:

 :Type 1

 :Type 2

 :Type 3

3.Material:

 :PBT+30%GF,UL94V-0

 :PBT,UL94V-0,GWT 750 °C

4.Color:

 :Black

 :Gray

5.Finish:

 :Tin over Nickel

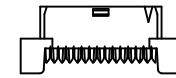
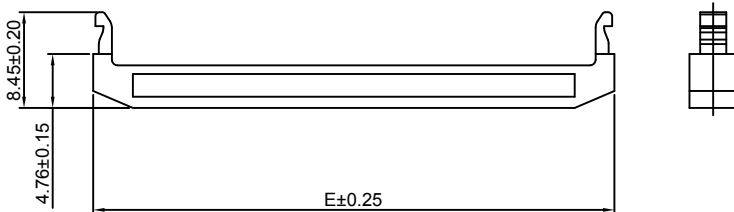
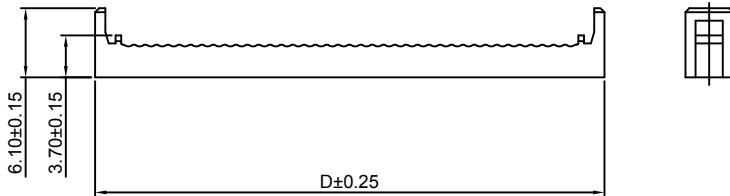
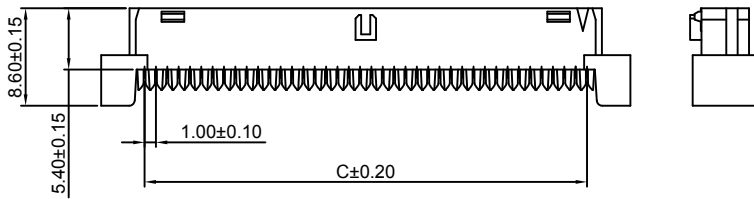
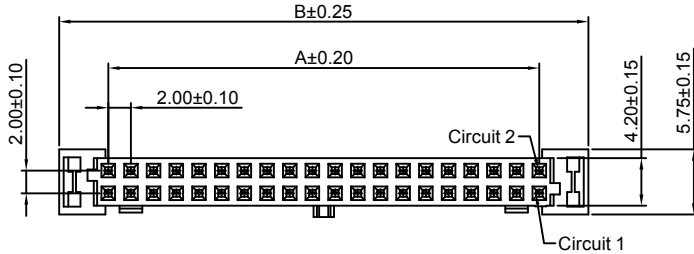
 :Gold-flash

G15:15µin (0.38µm) MIN.Select Gold(Mating Area)

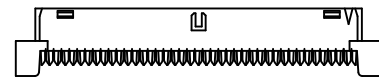
100µin (2.54µm) MIN.Select Tin

G30:30µin (0.76µm) MIN.Select Gold(Mating Area)

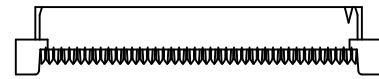
100µin (2.54µm) MIN.Select Tin



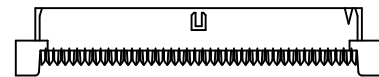
Type 1
2x5P~2x6P



Type 1
2x7P~2x25P



Type 2
2x5P~2x25P



Type 3
2x7P~2x25P

Ordering Information & Dimensions:

PART NO.	Dimensions				
	A	B	C	D	E
2x5P	8.00	16.65	11.65	14.90	15.95
2x6P	10.00	18.65	13.65	16.90	17.95
2x7P	12.00	20.65	15.65	18.90	19.95
2x8P	14.00	22.65	17.65	20.90	21.95
2x9P	16.00	24.65	19.65	22.90	23.95
2x10P	18.00	26.65	21.65	24.90	25.95
2x11P	20.00	28.65	23.65	26.90	27.95
2x12P	22.00	30.65	25.65	28.90	29.95
2x13P	24.00	32.65	27.65	30.90	31.95
2x14P	26.00	34.65	29.65	32.90	33.95
2x15P	28.00	36.65	31.65	34.90	35.95
2x16P	30.00	38.65	33.65	36.90	37.95
2x17P	32.00	40.65	35.65	38.90	39.95
2x18P	34.00	42.65	37.65	40.90	41.95
2x19P	36.00	44.65	39.65	42.90	43.95
2x20P	38.00	46.65	41.65	44.90	45.95
2x21P	40.00	48.65	43.65	46.90	47.95
2x22P	42.00	50.65	45.65	48.90	49.95
2x23P	44.00	52.65	47.65	50.90	51.95
2x24P	46.00	54.65	49.65	52.90	53.95
2x25P	48.00	56.65	51.65	54.90	55.95

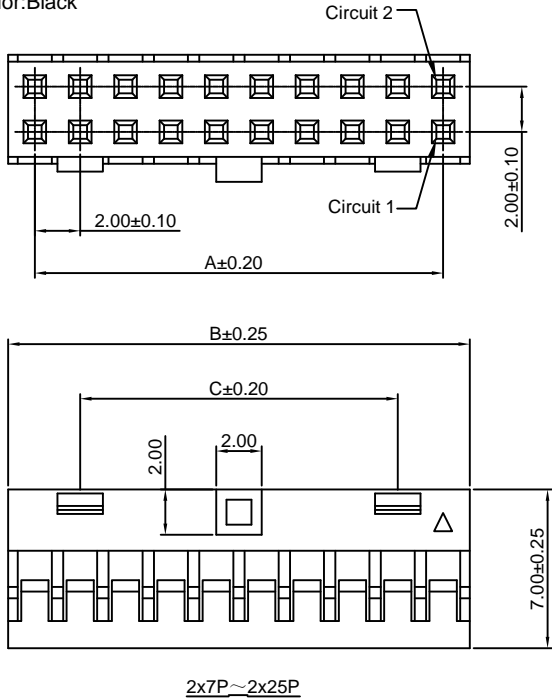
Unit: mm

A2005HB-N-2xXP-A

2.00mm Pitch Dual Row Housing

Reference Informations:

- *Material:PBT,UL94V-0
- *Suitable CJT A2005-T-B series Terminal
- *Mates with CJT A2005WV-N-2xXP-A(B),A2005WR-N-2xXP-A(B)
A2005WV-N-S-2xXP-A(B),A2005WV-N-S-F-2xXP-A(B) series Dual Row Wafer
- *Color:Black



Ordering Information:

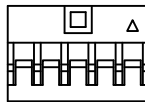
A2005HB-N-2xXP-A - ***
1 2

1.Part No.

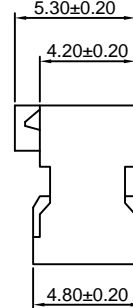
2.Material:

(Blank):PBT,UL94V-0

GWT:PBT,UL94V-0,GWT 750℃



2x2P~2x6P



Ordering Information & Dimensions:

PART NO.	Dimensions		
	A	B	C
2x2P	2.00	4.35	----
2x3P	4.00	6.35	----
2x4P	6.00	8.35	----
2x5P	8.00	10.35	----
2x6P	10.00	12.35	----
2x7P	12.00	14.35	8.00
2x8P	14.00	16.35	10.00
2x9P	16.00	18.35	12.00
2x10P	18.00	20.35	14.00
2x11P	20.00	22.35	16.00
2x12P	22.00	24.35	18.00
2x13P	24.00	26.35	20.00
2x14P	26.00	28.35	22.00
2x15P	28.00	30.35	24.00
2x16P	30.00	32.35	26.00
2x17P	32.00	34.35	28.00
2x18P	34.00	36.35	30.00
2x19P	36.00	38.35	32.00
2x20P	38.00	40.35	34.00
2x21P	40.00	42.35	36.00
2x22P	42.00	44.35	38.00
2x23P	44.00	46.35	40.00
2x24P	46.00	48.35	42.00
2x25P	48.00	50.35	44.00

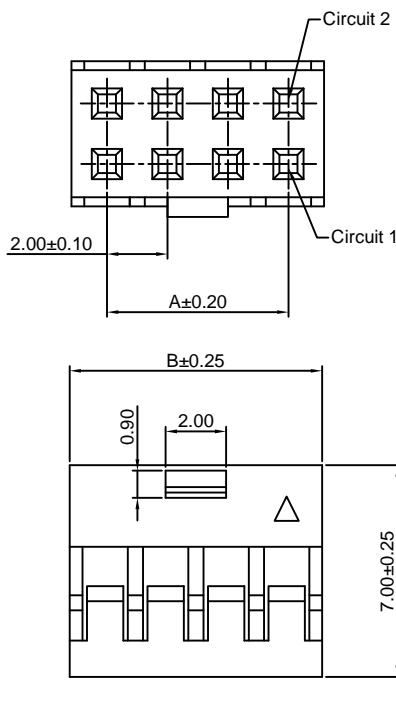
Unit: mm

A2005HB-N-2xXP-B

2.00mm Pitch Dual Row Housing

Reference Informations:

- *Material:PBT,UL94V-0
- *Suitable CJT A2005-T-B series Terminal
- *Mates with CJT A2005WV-N-2xXP-B,A2005WR-N-2xXP-B,
A2005WV-N-S-2xXP-B,A2005WV-N-S-F-2xXP-B series Dual Row Wafer
- *Color:Black



Ordering Information:

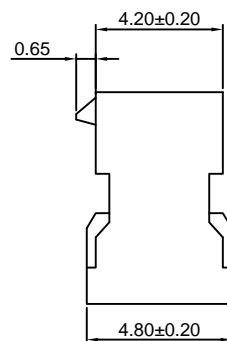
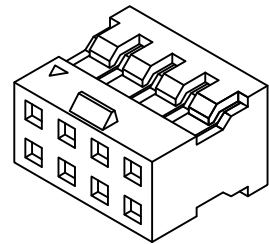
A2005HB-N-2xXP-B - ***
1 2

1.Part No.

2.Material:

(Blank):PBT,UL94V-0

GWT:PBT,UL94V-0,GWT 750℃



Ordering Information & Dimensions:

PART NO.	Dimensions	
	A	B
2x2P	2.00	4.35
2x3P	4.00	6.35
2x4P	6.00	8.35
2x5P	8.00	10.35
2x6P	10.00	12.35

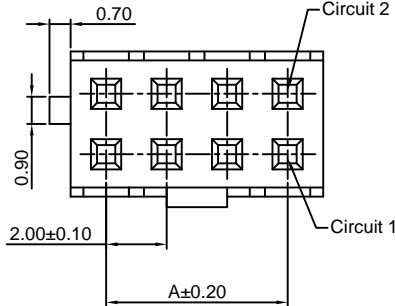
Unit: mm

A2005HB-N-2xXP-C

2.00mm Pitch Dual Row Housing

Reference Informations:

- *Material:PBT,UL94V-0
- *Suitable CJT A2005-T-B series Terminal
- *Mates with CJT A2005WV-N-2xXP-B,A2005WR-N-2xXP-B, A2005WV-N-S-2xXP-B,A2005WV-N-S-F-2xXP-B series Dual Row Wafer
- *Color:Black



Ordering Information:

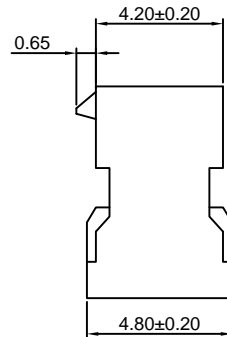
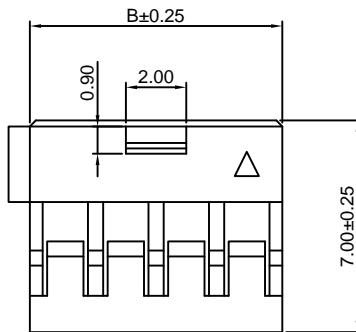
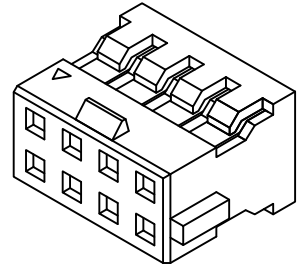
A2005HB-N-2xXP-C - ***
1 2

1.Part No.

2.Material:

(Blank):PBT,UL94V-0

GWT:PBT,UL94V-0,GWT 750 °C



Ordering Information & Dimensions:

PART NO.	Dimensions	
	A	B
2x2P	2.00	4.35
2x3P	4.00	6.35
2x4P	6.00	8.35
2x5P	8.00	10.35
2x6P	10.00	12.35

Unit: mm

A2005HB-N-2xXP-D(-E)

2.00mm Pitch Dual Row Housing

Reference Informations:

- *Material:PBT,UL94V-0
- *Suitable CJT A2005-T-B series Terminal
- *Mates with CJT A2005WV-N-2xXP-A(B), A2005WR-N-2xXP-A(B), A2005WV-N-S-2xXP-A(B), A2005WV-N-S-F-2xXP-A(B) series Dual Row Wafer
- *Color:Black

Ordering Information:

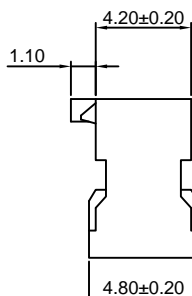
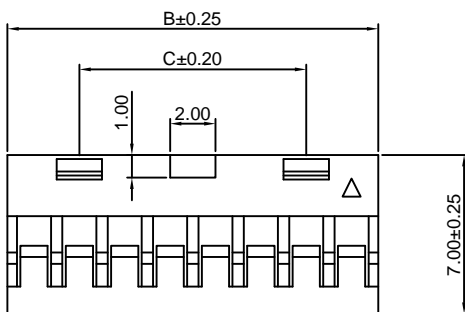
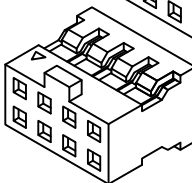
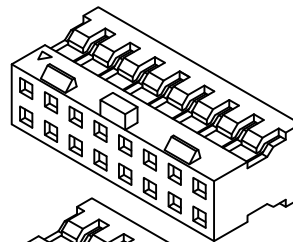
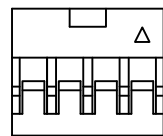
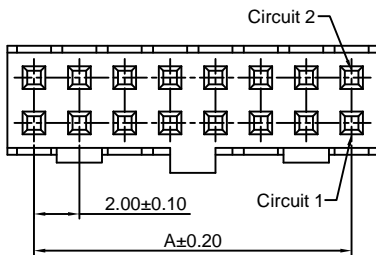
A2005HB-N-2xXP-D(-E) - ***
1 2

1.Part No.

2.Material:

(Blank):PBT,UL94V-0

GWT:PBT,UL94V-0,GWT 750 °C



2x7P~2x25P
A2005HB-N-2xXP-D

Ordering Information & Dimensions:

PART NO.	Dimensions		
	A	B	C
2x2P	2.00	4.35	----
2x3P	4.00	6.35	----
2x4P	6.00	8.35	----
2x5P	8.00	10.35	----
2x6P	10.00	12.35	----
2x7P	12.00	14.35	8.00
2x8P	14.00	16.35	10.00
2x9P	16.00	18.35	12.00
2x10P	18.00	20.35	14.00
2x11P	20.00	22.35	16.00
2x12P	22.00	24.35	18.00
2x13P	24.00	26.35	20.00
2x14P	26.00	28.35	22.00
2x15P	28.00	30.35	24.00
2x16P	30.00	32.35	26.00
2x17P	32.00	34.35	28.00
2x18P	34.00	36.35	30.00
2x19P	36.00	38.35	32.00
2x20P	38.00	40.35	34.00
2x21P	40.00	42.35	36.00
2x22P	42.00	44.35	38.00
2x23P	44.00	46.35	40.00
2x24P	46.00	48.35	42.00
2x25P	48.00	50.35	44.00

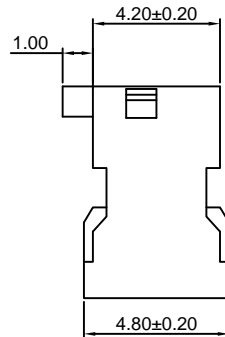
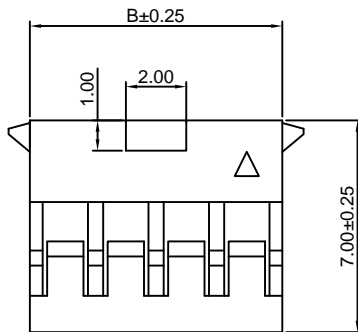
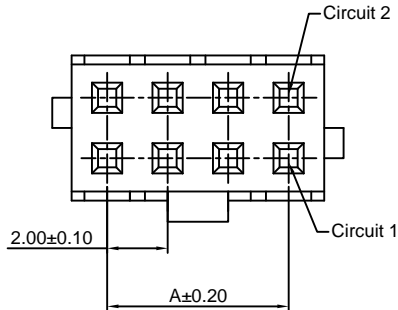
Unit: mm

A2005HB-N-2xXP-F

2.00mm Pitch Dual Row Housing

Reference Informations:

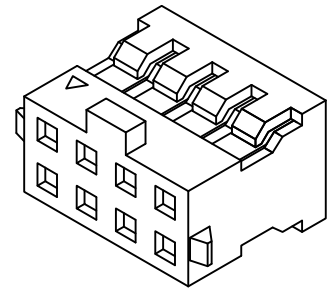
- *Material:PBT,UL94V-0
- *Suitable CJT A2005-T-B series Terminal
- *Mates with CJT A2005WV-N-2xXP-B,A2005WR-N-2xXP-B, A2005WV-N-S-2xXP-B,A2005WV-N-S-F-2xXP-B series Dual Row Wafer
- *Color:Black



Ordering Information:

A2005HB-N-2xXP-F - ***
1 2

- 1.Part No.
- 2.Material:
(Blank):PBT,UL94V-0
GWT:PBT,UL94V-0,GWT 750℃



Ordering Information & Dimensions:

PART NO.	Dimensions	
	A	B
2x2P	2.00	4.35
2x3P	4.00	6.35
2x4P	6.00	8.35
2x5P	8.00	10.35
2x6P	10.00	12.35

Unit: mm

A2005HB-N-2xXP-G

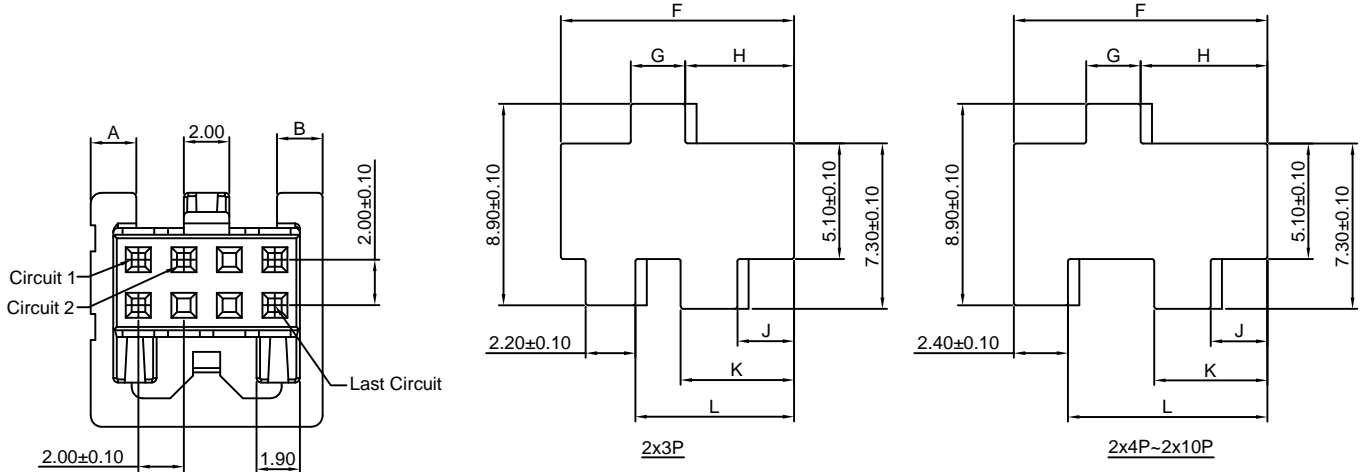
2.00mm Pitch Dual Row Housing

Reference Informations:

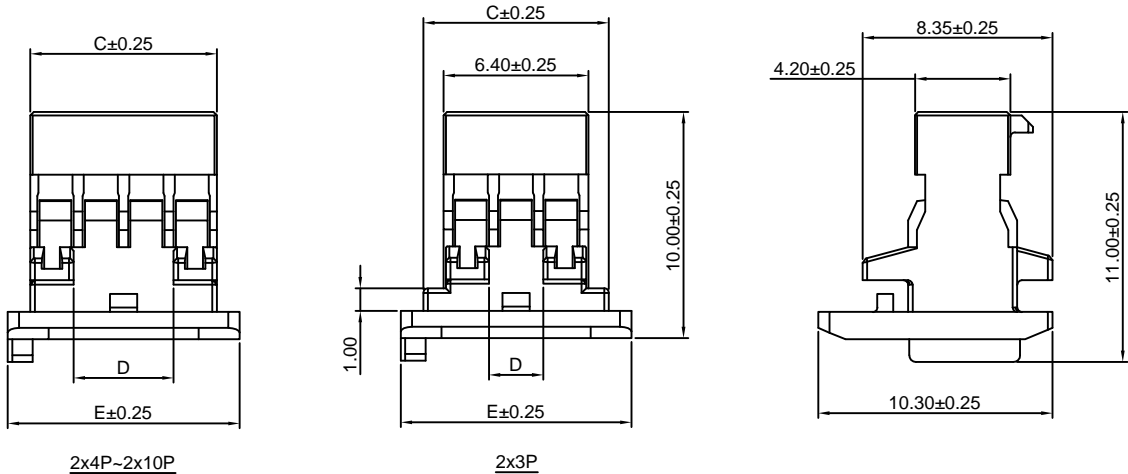
- *Material:PBT,UL94V-0
- *Suitable CJT A2005-T-B series Terminal
- *Color:Black

Ordering Information:

- A2005HB-N-2xXP-G - ***
- | | |
|---|---|
| 1 | 2 |
|---|---|
- 1.Part No.
 - 2.Material:
 (Blank):PBT,UL94V-0
 GWT:PBT,UL94V-0,GWT 750℃



panel hole layout



Ordering Information & Dimensions:

PART NO.	Dimensions										
	A	B	C	D	E	F	G	H	J	K	L
2x3P	2.00	2.00	8.20	2.40	10.20	10.30	2.40	4.80	2.50	5.00	7.00
2x4P	2.00	2.00	8.20	4.40	10.20	11.30	2.40	5.60	2.50	5.00	8.80
2x5P	3.00	3.00	10.40	6.40	12.20	13.30	2.60	6.70	2.60	6.10	10.90
2x6P	4.00	4.00	12.40	8.40	14.20	15.30	2.60	7.70	2.60	7.10	12.90
2x7P	5.00	5.00	14.40	10.40	16.20	17.30	2.60	8.70	2.60	8.10	14.90
2x8P	6.00	6.00	16.40	12.40	18.20	19.30	2.60	9.70	2.60	9.10	16.90
2x9P	7.00	7.00	18.40	14.40	20.20	21.30	2.60	10.70	2.60	10.10	18.90
2x10P	8.00	8.00	20.40	16.40	22.20	23.30	2.60	11.70	2.60	11.10	20.90

Unit: mm

A2005WR-N-F-XP-FI

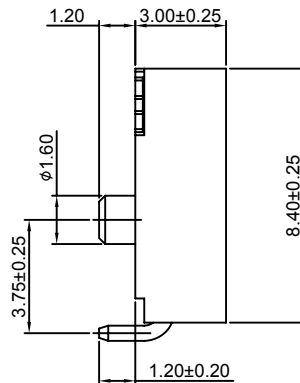
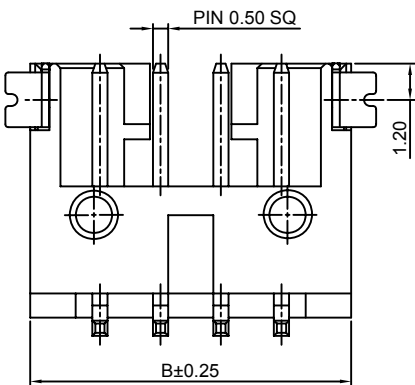
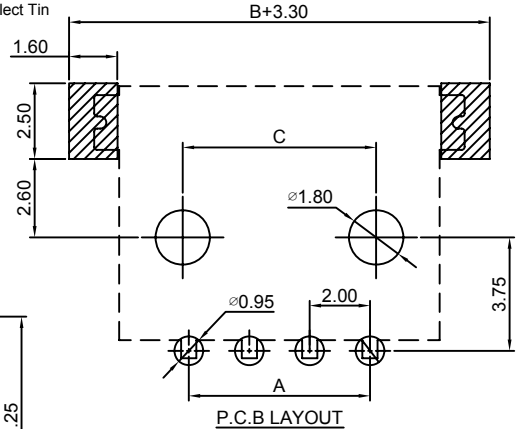
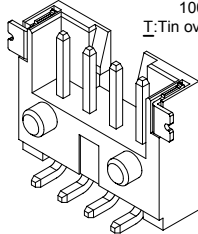
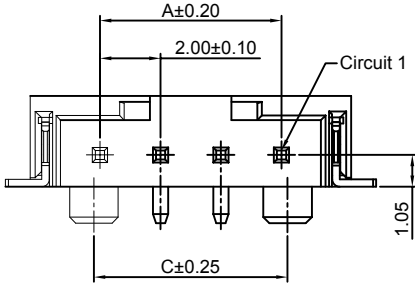
2.00mm Pitch 90° Single Row Box Header

Reference Informations:

- *Material:Pin:Brass/Gold over Nickel
Insulator:LCP,UL94V-0
- *Mates with CJT A2005HB-N-XP-FI series Single Row Housing
- *Color:Beige

Ordering Information:
A2005WR-N-F-XP-FI - *** - ***
1 2 3

- 1.Part No.
- 2.Material:
(blank):LCP,UL94V-0
GWT:LCP,UL94V-0,GWT 750 °C
- 3.Finish:
(blank):Gold-flash
G15:15µin (0.38µm) MIN.Select Gold(Mating Area)
100µin (2.54µm) MIN.Select Tin
G30:30µin (0.76µm) MIN.Select Gold(Mating Area)
100µin (2.54µm) MIN.Select Tin
T:Tin over Nickel



Ordering Information & Dimensions:

PART NO.	Dimensions		
	A	B	C
4P	6.00	10.60	6.40
6P	10.00	14.60	10.40
8P	14.00	18.60	14.40

Unit: mm

A2005WR-N-S-F-XP-FI

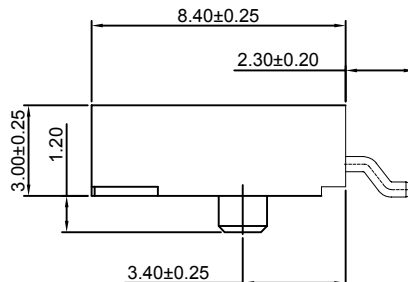
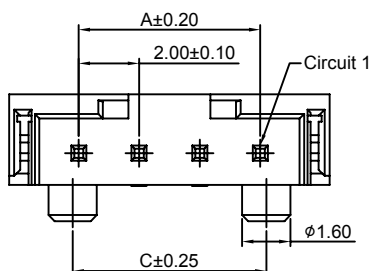
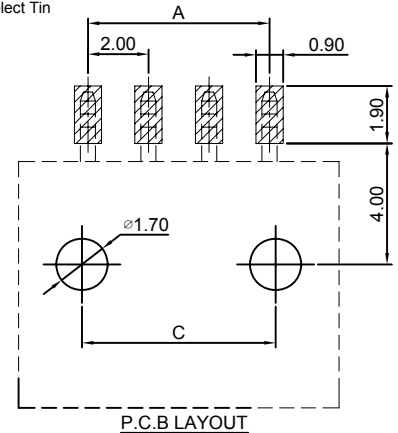
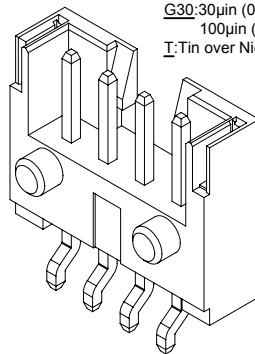
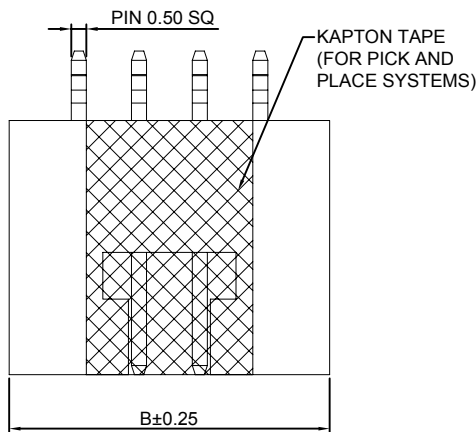
2.00mm Pitch 90° Single Row Box Header - SMT TYPE

Reference Informations:

- *Material:Pin:Brass/Gold over Nickel
Insulator:LCP,UL94V-0
- *Mates with CJT A2005HB-N-XP-FI series Single Row Housing
- *Color:Beige

Ordering Information:
A2005WR-N-S-F-XP-FI - *** - ***
1 2 3

- 1.Part No.
- 2.Material:
(blank):LCP,UL94V-0
GWT:LCP,UL94V-0,GWT 750 °C
- 3.Finish:
(blank):Gold-flash
G15:15µin (0.38µm) MIN.Select Gold(Mating Area)
100µin (2.54µm) MIN.Select Tin
G30:30µin (0.76µm) MIN.Select Gold(Mating Area)
100µin (2.54µm) MIN.Select Tin
T:Tin over Nickel



Ordering Information & Dimensions:

PART NO.	Dimensions		
	A	B	C
4P	6.00	10.60	6.40
6P	10.00	14.60	10.40
8P	14.00	18.60	14.40

Unit: mm

A2005WV-N-2xXP

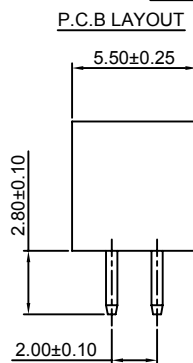
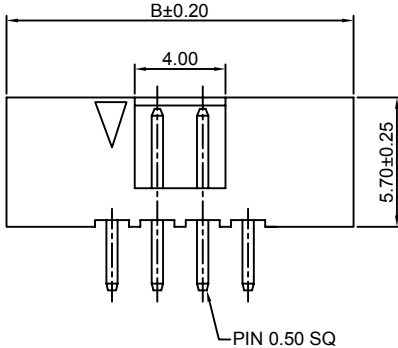
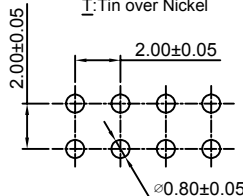
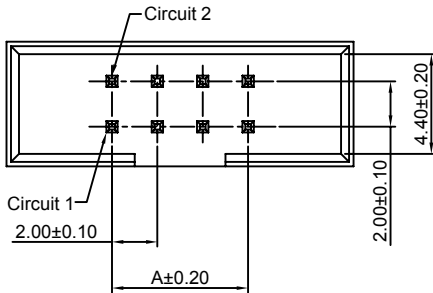
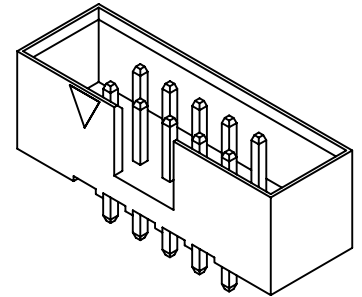
2.00mm Pitch 180° Dual Row Box Header

Reference Informations:

- *Material: Pin: Brass/Gold over Nickel
Insulator: PBT, UL94V-0
- *Mates with CJT A2005H-N-2xXP-B(D) series Dual Row Housing
- *Color: Black

Ordering Information:
A2005WV-N-2xXP - *** - ***
1 2 3

1. Part No.
2. Material:
(blank): PBT, UL94V-0
6T: Nylon 6T, UL94V-0
GWT: Nylon 6T, UL94V-0, GWT 750 °C
3. Finish:
(blank): Gold-flash
G15: 15µin (0.38µm) MIN. Select Gold (Mating Area)
100µin (2.54µm) MIN. Select Tin
G30: 30µin (0.76µm) MIN. Select Gold (Mating Area)
100µin (2.54µm) MIN. Select Tin
T: Tin over Nickel



Ordering Information & Dimensions:

PART NO.	Dimensions		PART NO.	Dimensions	
	A	B		A	B
2x4P	6.00	15.30	2x20P	38.00	47.30
2x5P	8.00	17.30	2x21P	40.00	49.30
2x6P	10.00	19.30	2x22P	42.00	51.30
2x7P	12.00	21.30	2x23P	44.00	53.30
2x8P	14.00	23.30	2x24P	46.00	55.30
2x9P	16.00	25.30	2x25P	48.00	57.30
2x10P	18.00	27.30	2x26P	50.00	59.30
2x11P	20.00	29.30	2x27P	52.00	61.30
2x12P	22.00	31.30	2x28P	54.00	63.30
2x13P	24.00	33.30	2x29P	56.00	65.30
2x14P	26.00	35.30	2x30P	58.00	67.30
2x15P	28.00	37.30	2x31P	60.00	69.30
2x16P	30.00	39.30	2x32P	62.00	71.30
2x17P	32.00	41.30	2x33P	64.00	73.30
2x18P	34.00	43.30	2x34P	66.00	75.30
2x19P	36.00	45.30			

Unit: mm

A2005WR-N-2xXP

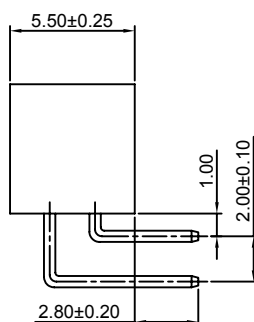
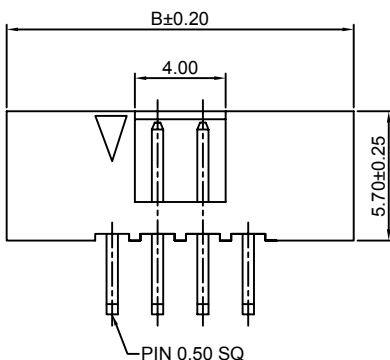
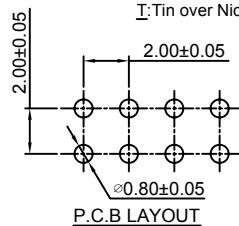
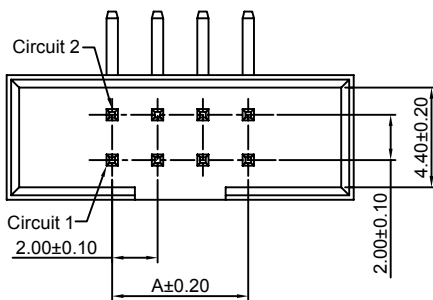
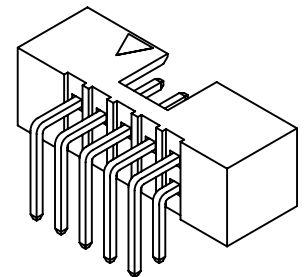
2.00mm Pitch 90° Dual Row Box Header

Reference Informations:

- *Material: Pin: Brass/Gold over Nickel
Insulator: PBT, UL94V-0
- *Mates with CJT A2005H-N-2xXP-B(D) series Dual Row Housing
- *Color: Black

Ordering Information:
A2005WR-N-2xXP - *** - ***
1 2 3

1. Part No.
2. Material:
(Blank): PBT, UL94V-0
6T: Nylon 6T, UL94V-0
GWT: Nylon 6T, UL94V-0, GWT 750 °C
3. Finish:
(blank): Gold-flash
G15: 15µin (0.38µm) MIN. Select Gold (Mating Area)
100µin (2.54µm) MIN. Select Tin
G30: 30µin (0.76µm) MIN. Select Gold (Mating Area)
100µin (2.54µm) MIN. Select Tin
T: Tin over Nickel



Ordering Information & Dimensions:

PART NO.	Dimensions		PART NO.	Dimensions	
	A	B		A	B
2x4P	6.00	15.30	2x20P	38.00	47.30
2x5P	8.00	17.30	2x21P	40.00	49.30
2x6P	10.00	19.30	2x22P	42.00	51.30
2x7P	12.00	21.30	2x23P	44.00	53.30
2x8P	14.00	23.30	2x24P	46.00	55.30
2x9P	16.00	25.30	2x25P	48.00	57.30
2x10P	18.00	27.30	2x26P	50.00	59.30
2x11P	20.00	29.30	2x27P	52.00	61.30
2x12P	22.00	31.30	2x28P	54.00	63.30
2x13P	24.00	33.30	2x29P	56.00	65.30
2x14P	26.00	35.30	2x30P	58.00	67.30
2x15P	28.00	37.30	2x31P	60.00	69.30
2x16P	30.00	39.30	2x32P	62.00	71.30
2x17P	32.00	41.30	2x33P	64.00	73.30
2x18P	34.00	43.30	2x34P	66.00	75.30
2x19P	36.00	45.30			

Unit: mm

A2005WV-N-2xXP-A

2.00mm Pitch 180° Dual Row Box Header - A TYPE

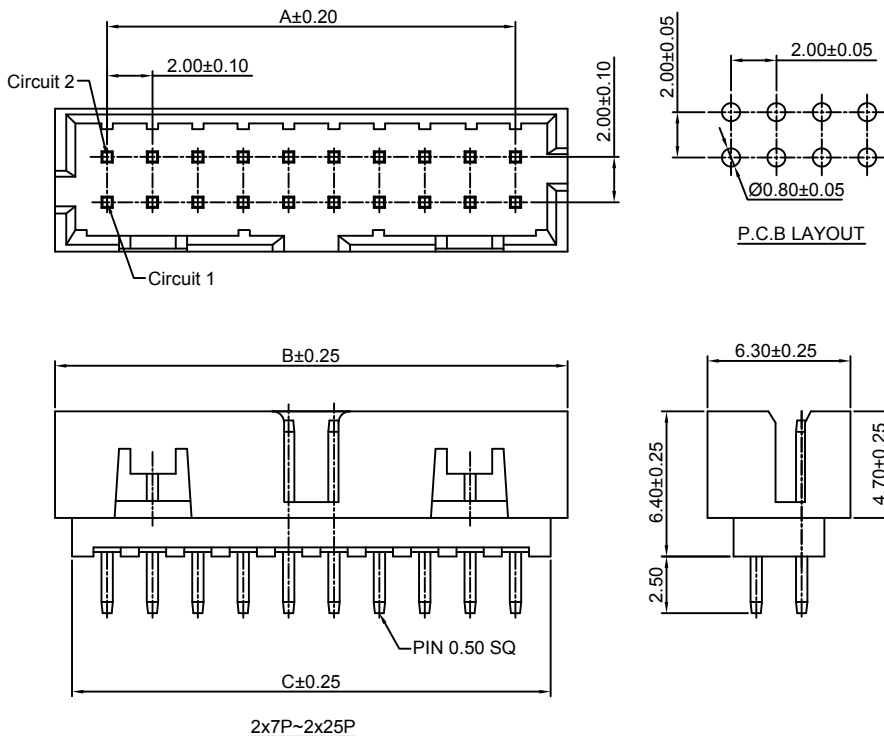
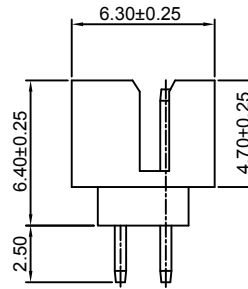
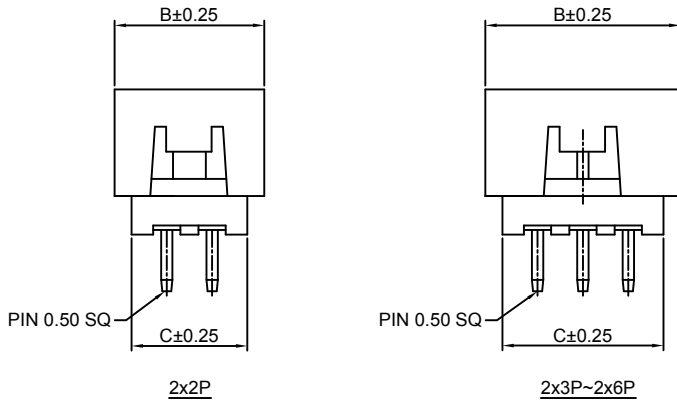
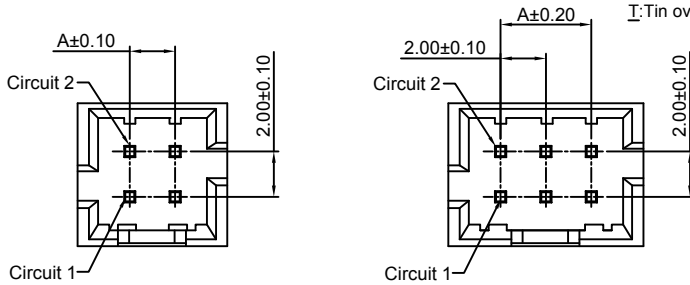
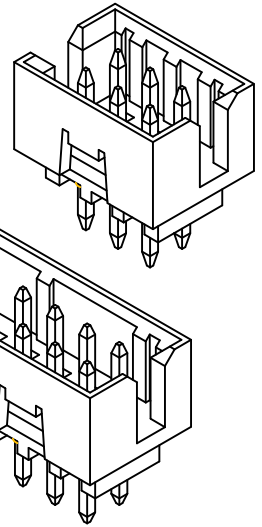
Reference Informations:

- *Material: Pin: Brass/Gold over Nickel
Insulator: Nylon 6T, UL94V-0
- *Mates with CJT A2005HB-N-2xXP-A(D) series Dual Row Housing
- *Color: Black

Ordering Information:

A2005WV-N-2xXP-A - *** - ***
1 2 3

1. Part No.
2. Material:
(Blank): Nylon 6T, UL94V-0
GWT: Nylon 6T, UL94V-0, GWT 750 °C
3. Finish:
(blank): Gold-flash
G15: 15µin (0.38µm) MIN. Select Gold (Mating Area)
100µin (2.54µm) MIN. Select Tin
G30: 30µin (0.76µm) MIN. Select Gold (Mating Area)
100µin (2.54µm) MIN. Select Tin
T: Tin over Nickel



Ordering Information & Dimensions:

PART NO.	Dimensions		
	A	B	C
2x2P	2.00	6.65	5.00
2x3P	4.00	8.65	7.00
2x4P	6.00	10.65	9.00
2x5P	8.00	12.65	11.00
2x6P	10.00	14.65	13.00
2x7P	12.00	16.65	15.00
2x8P	14.00	18.65	17.00
2x9P	16.00	20.65	19.00
2x10P	18.00	22.65	21.00
2x11P	20.00	24.65	23.00
2x12P	22.00	26.65	25.00
2x13P	24.00	28.65	27.00
2x14P	26.00	30.65	29.00
2x15P	28.00	32.65	31.00
2x16P	30.00	34.65	33.00
2x17P	32.00	36.65	35.00
2x18P	34.00	38.65	37.00
2x19P	36.00	40.65	39.00
2x20P	38.00	42.65	41.00
2x21P	40.00	44.65	43.00
2x22P	42.00	46.65	45.00
2x23P	44.00	48.65	47.00
2x24P	46.00	50.65	49.00
2x25P	48.00	52.65	51.00

Unit: mm

A2005WV-N-2xXP-B

2.00mm Pitch 180° Dual Row Box Header - B TYPE

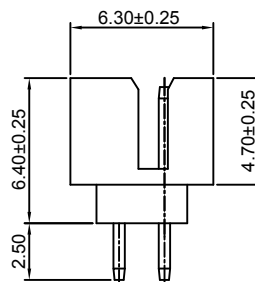
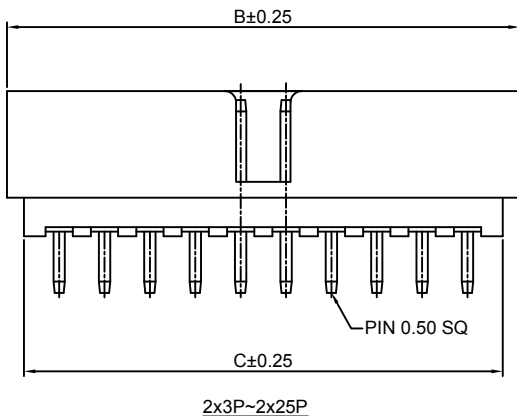
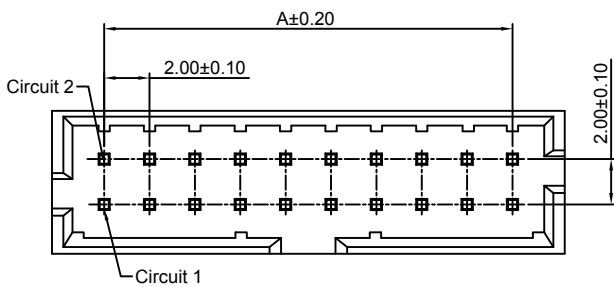
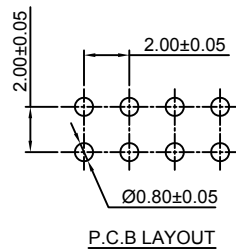
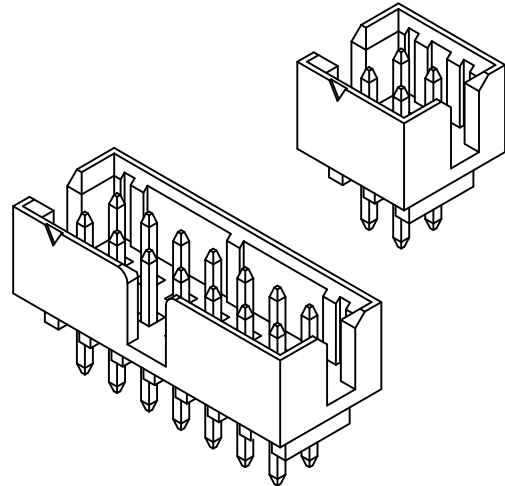
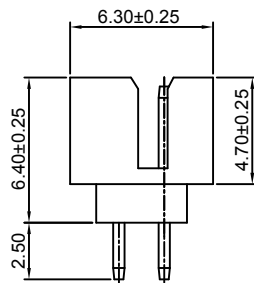
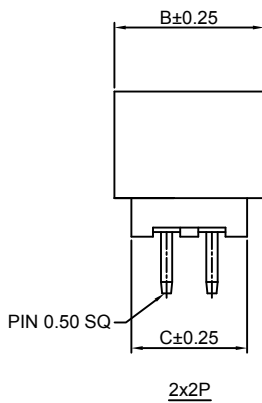
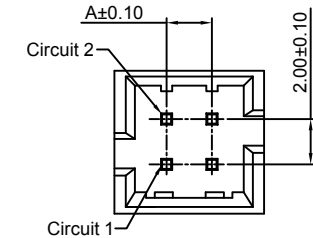
Reference Informations:

- *Material:Pin:Brass/Gold over Nickel
Insulator:Nylon 6T,UL94V-0
- *Mates with CJT A2005HB-N-2xXP-A(D,F) series Dual Row Housing
- *Color:Black

Ordering Information:

A2005WV-N-2xXP-B - *** - ***
1 2 3

- Part No.
- Material:
(Blank):Nylon 6T,UL94V-0
GWT:Nylon 6T,UL94V-0,GWT 750°C
- Finish:
(blank):Gold-flash
G15:15µin (0.38µm) MIN.Select Gold(Mating Area)
100µin (2.54µm) MIN.Select Tin
G30:30µin (0.76µm) MIN.Select Gold(Mating Area)
100µin (2.54µm) MIN.Select Tin
T: Tin over Nickel



Ordering Information & Dimensions:

PART NO.	Dimensions		
	A	B	C
2x2P	2.00	6.65	5.00
2x3P	4.00	8.65	7.00
2x4P	6.00	10.65	9.00
2x5P	8.00	12.65	11.00
2x6P	10.00	14.65	13.00
2x7P	12.00	16.65	15.00
2x8P	14.00	18.65	17.00
2x9P	16.00	20.65	19.00
2x10P	18.00	22.65	21.00
2x11P	20.00	24.65	23.00
2x12P	22.00	26.65	25.00
2x13P	24.00	28.65	27.00
2x14P	26.00	30.65	29.00
2x15P	28.00	32.65	31.00
2x16P	30.00	34.65	33.00
2x17P	32.00	36.65	35.00
2x18P	34.00	38.65	37.00
2x19P	36.00	40.65	39.00
2x20P	38.00	42.65	41.00
2x21P	40.00	44.65	43.00
2x22P	42.00	46.65	45.00
2x23P	44.00	48.65	47.00
2x24P	46.00	50.65	49.00
2x25P	48.00	52.65	51.00

Unit: mm

A2005WV-N-S-2xXP-A

2.00mm Pitch 180° Dual Row Box Header - SMT A TYPE

Reference Informations:

*Material: Pin: Brass/Gold over Nickel
Insulator: LCP, UL94V-0

*Mates with CJT A2005HB-N-2xXP-A(B,C,D) series Dual Row Housing

*Color: Black

Ordering Information:

A2005WV-N-S-2xXP-A - *** - ***
1 2 3

1. Part No.

2. Material:

(Blank): LCP, UL94V-0

6T: Nylon 6T, UL94V-0

GWT: LCP, UL94V-0, GWT 750°C

3. Finish:

(blank): Gold-flash

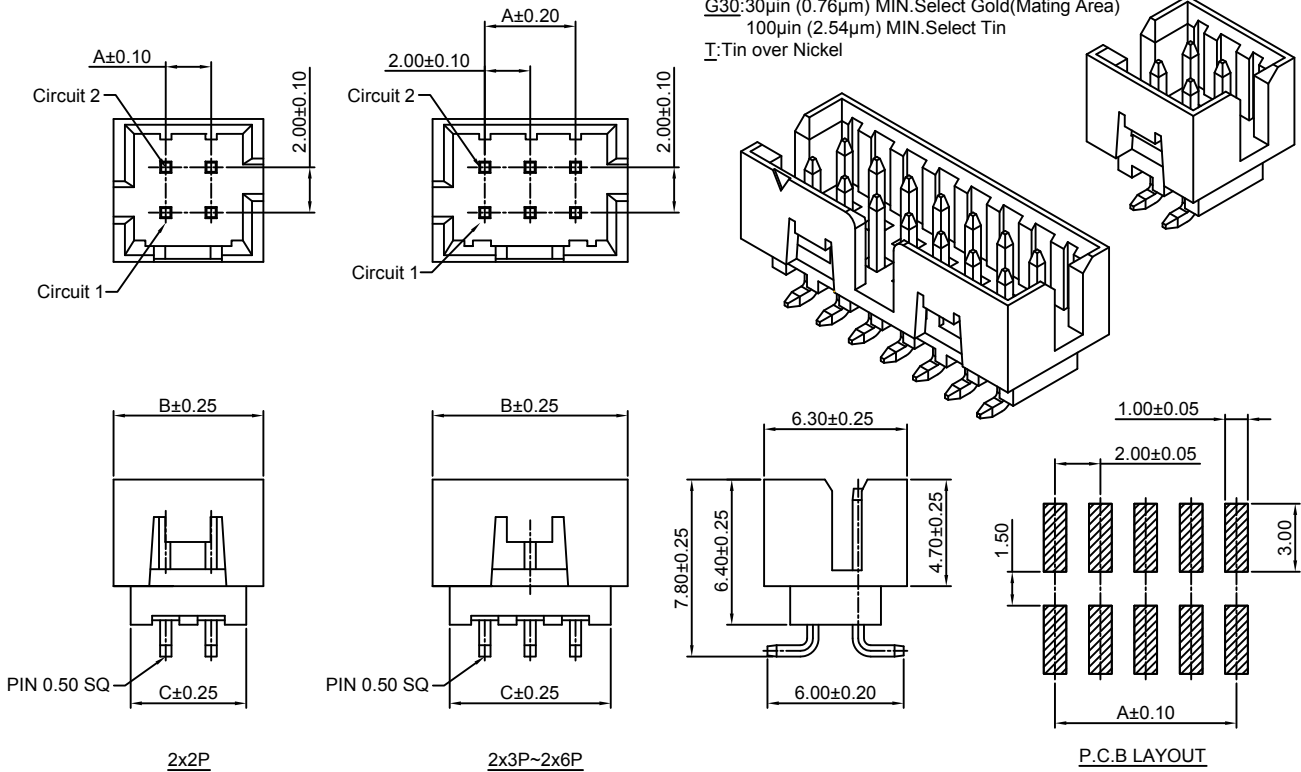
G15: 15µm (0.38µm) MIN. Select Gold (Mating Area)

100µm (2.54µm) MIN. Select Tin

G30: 30µm (0.76µm) MIN. Select Gold (Mating Area)

100µm (2.54µm) MIN. Select Tin

T: Tin over Nickel



Ordering Information & Dimensions:

PART NO.	Dimensions		
	A	B	C
2x2P	2.00	6.65	5.00
2x3P	4.00	8.65	7.00
2x4P	6.00	10.65	9.00
2x5P	8.00	12.65	11.00
2x6P	10.00	14.65	13.00
2x7P	12.00	16.65	15.00
2x8P	14.00	18.65	17.00
2x9P	16.00	20.65	19.00
2x10P	18.00	22.65	21.00
2x11P	20.00	24.65	23.00
2x12P	22.00	26.65	25.00
2x13P	24.00	28.65	27.00
2x14P	26.00	30.65	29.00
2x15P	28.00	32.65	31.00
2x16P	30.00	34.65	33.00
2x17P	32.00	36.65	35.00
2x18P	34.00	38.65	37.00
2x19P	36.00	40.65	39.00
2x20P	38.00	42.65	41.00
2x21P	40.00	44.65	43.00
2x22P	42.00	46.65	45.00
2x23P	44.00	48.65	47.00
2x24P	46.00	50.65	49.00
2x25P	48.00	52.65	51.00

Unit: mm

A2005WV-N-S-2xXP-B

2.00mm Pitch 180° Dual Row Box Header - SMT B TYPE

Reference Informations:

*Material:Pin:Brass/Gold over Nickel
Insulator:LCP,UL94V-0

*Mates with CJT A2005HB-N-2xXP-A(D,E,F) series Dual Row Housing

*Color:Black

Ordering Information:

A2005WV-N-S-2xXP-B - *** - ***
1 2 3

1.Part No.

2.Material:

(Blank):LCP,UL94V-0

6T:Nylon 6T,UL94V-0

GWT:LCP,UL94V-0,GWT 750°C

3.Finish:

(blank):Gold-flash

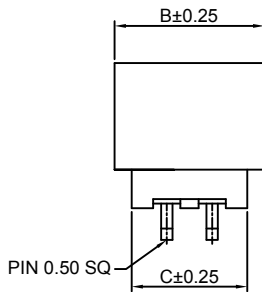
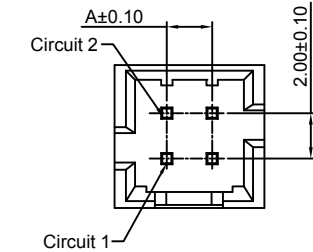
G15:15µm (0.38µm) MIN.Select Gold(Mating Area)

100µm (2.54µm) MIN.Select Tin

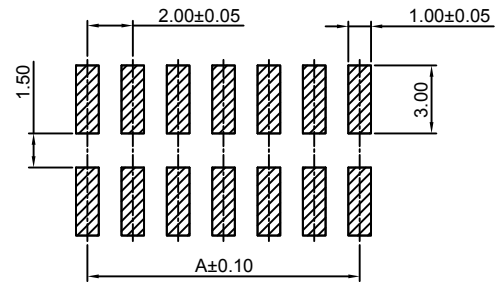
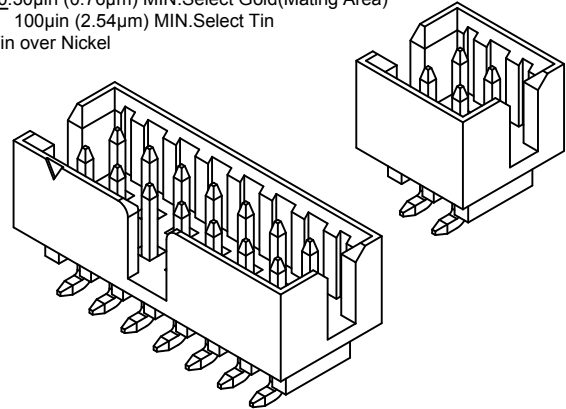
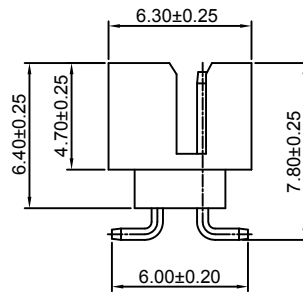
G30:30µm (0.76µm) MIN.Select Gold(Mating Area)

100µm (2.54µm) MIN.Select Tin

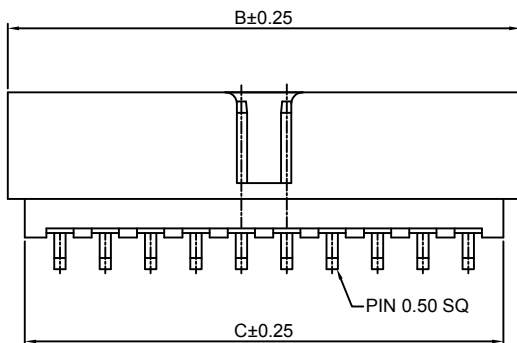
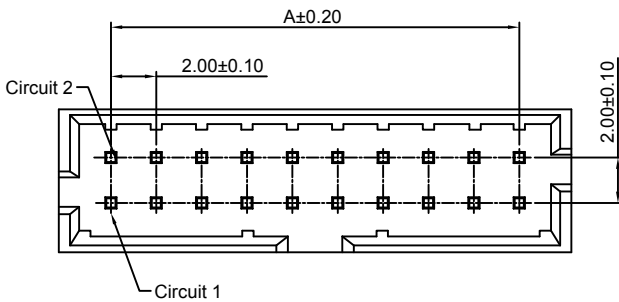
T:Tin over Nickel



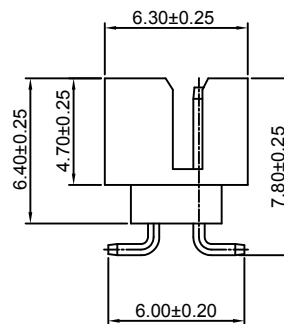
2x2P



P.C.B LAYOUT



2x3P~2x25P



Ordering Information & Dimensions:

PART NO.	Dimensions		
	A	B	C
2x2P	2.00	6.65	5.00
2x3P	4.00	8.65	7.00
2x4P	6.00	10.65	9.00
2x5P	8.00	12.65	11.00
2x6P	10.00	14.65	13.00
2x7P	12.00	16.65	15.00
2x8P	14.00	18.65	17.00
2x9P	16.00	20.65	19.00
2x10P	18.00	22.65	21.00
2x11P	20.00	24.65	23.00
2x12P	22.00	26.65	25.00
2x13P	24.00	28.65	27.00
2x14P	26.00	30.65	29.00
2x15P	28.00	32.65	31.00
2x16P	30.00	34.65	33.00
2x17P	32.00	36.65	35.00
2x18P	34.00	38.65	37.00
2x19P	36.00	40.65	39.00
2x20P	38.00	42.65	41.00
2x21P	40.00	44.65	43.00
2x22P	42.00	46.65	45.00
2x23P	44.00	48.65	47.00
2x24P	46.00	50.65	49.00
2x25P	48.00	52.65	51.00

Unit: mm

A2005WV-N-S-F-2xXP-A

2.00mm Pitch 180° Dual Row Box Header - SMT A TYPE

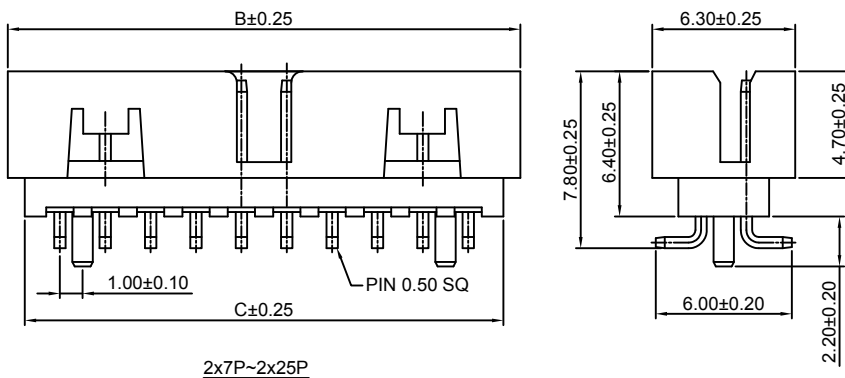
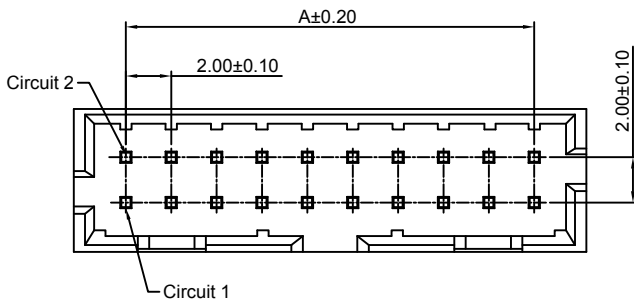
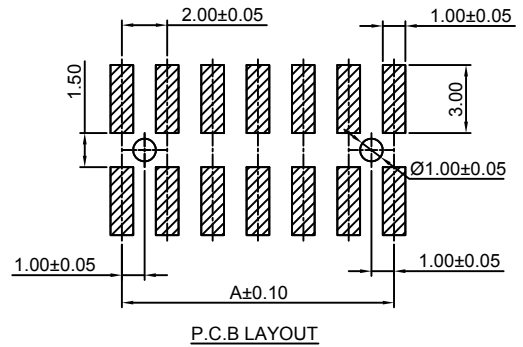
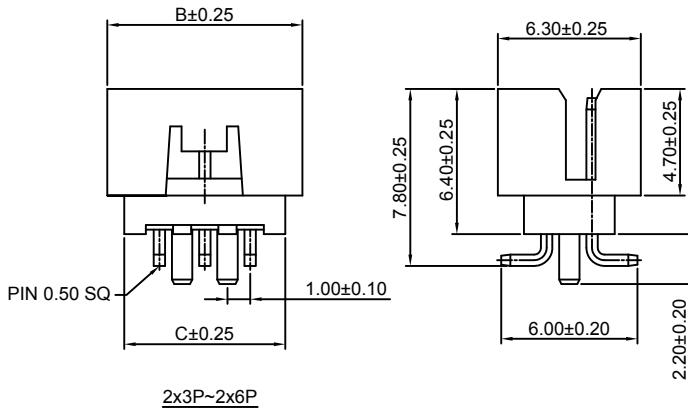
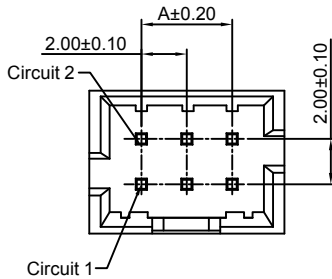
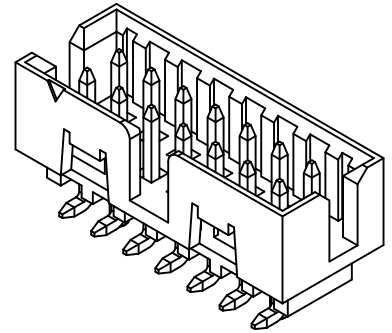
Reference Informations:

- *Material: Pin: Brass/Gold over Nickel
Insulator: LCP, UL94V-0
- *Mates with CJT A2005HB-N-2xXP-A(D) series Dual Row Housing
- *Color: Black

Ordering Information:

A2005WV-N-S-F-2xXP-A - *** - ***
1 2 3

- Part No.
- Material:
(Blank): LCP, UL94V-0
6T: Nylon 6T, UL94V-0
GWT: LCP, UL94V-0, GWT 750°C
- Finish:
(blank): Gold-flash
G15: 15µin (0.38µm) MIN. Select Gold (Mating Area)
100µin (2.54µm) MIN. Select Tin
G30: 30µin (0.76µm) MIN. Select Gold (Mating Area)
100µin (2.54µm) MIN. Select Tin
T: Tin over Nickel



Ordering Information & Dimensions:

PART NO.	Dimensions		
	A	B	C
2x3P	4.00	8.65	7.00
2x4P	6.00	10.65	9.00
2x5P	8.00	12.65	11.00
2x6P	10.00	14.65	13.00
2x7P	12.00	16.65	15.00
2x8P	14.00	18.65	17.00
2x9P	16.00	20.65	19.00
2x10P	18.00	22.65	21.00
2x11P	20.00	24.65	23.00
2x12P	22.00	26.65	25.00
2x13P	24.00	28.65	27.00
2x14P	26.00	30.65	29.00
2x15P	28.00	32.65	31.00
2x16P	30.00	34.65	33.00
2x17P	32.00	36.65	35.00
2x18P	34.00	38.65	37.00
2x19P	36.00	40.65	39.00
2x20P	38.00	42.65	41.00
2x21P	40.00	44.65	43.00
2x22P	42.00	46.65	45.00
2x23P	44.00	48.65	47.00
2x24P	46.00	50.65	49.00
2x25P	48.00	52.65	51.00

Unit: mm

A2005WV-N-S-F-2xXP-B

2.00mm Pitch 180° Dual Row Box Header - SMT B TYPE

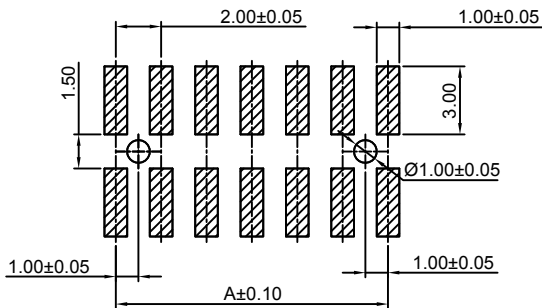
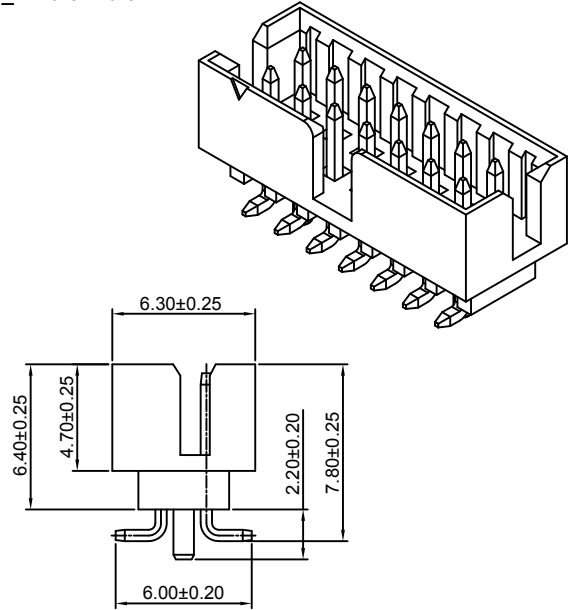
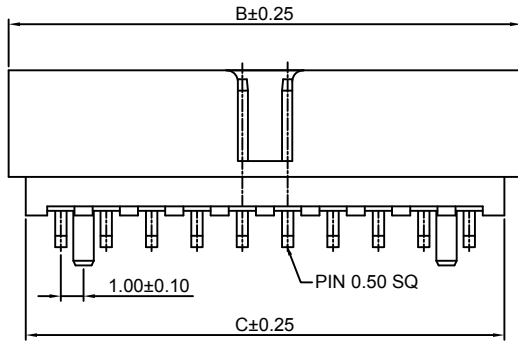
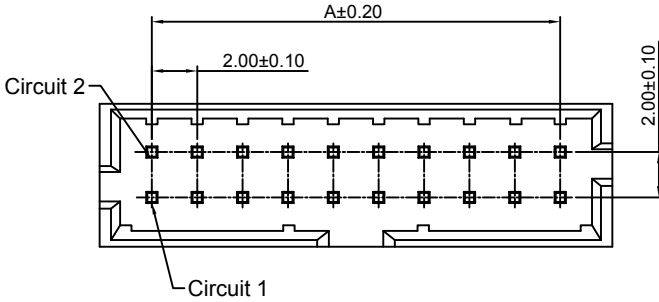
Reference Informations:

- *Material: Pin: Brass/Gold over Nickel
Insulator: LCP, UL94V-0
- *Mates with CJT A2005HB-N-2xXP-A(D,E,F) series Dual Row Housing
- *Color: Black

Ordering Information:

A2005WV-N-S-F-2xXP-B - $\frac{***}{2} - \frac{***}{3}$

1. Part No.
2. Material:
(Blank): LCP, UL94V-0
6T: Nylon 6T, UL94V-0
GWT: LCP, UL94V-0, GWT 750 °C
3. Finish:
(blank): Gold-flash
G15: 15µin (0.38µm) MIN. Select Gold (Mating Area)
100µin (2.54µm) MIN. Select Tin
G30: 30µin (0.76µm) MIN. Select Gold (Mating Area)
100µin (2.54µm) MIN. Select Tin
T: Tin over Nickel



P.C.B LAYOUT

Ordering Information & Dimensions:

PART NO.	Dimensions		
	A	B	C
2x3P	4.00	8.65	7.00
2x4P	6.00	10.65	9.00
2x5P	8.00	12.65	11.00
2x6P	10.00	14.65	13.00
2x7P	12.00	16.65	15.00
2x8P	14.00	18.65	17.00
2x9P	16.00	20.65	19.00
2x10P	18.00	22.65	21.00
2x11P	20.00	24.65	23.00
2x12P	22.00	26.65	25.00
2x13P	24.00	28.65	27.00
2x14P	26.00	30.65	29.00
2x15P	28.00	32.65	31.00
2x16P	30.00	34.65	33.00
2x17P	32.00	36.65	35.00
2x18P	34.00	38.65	37.00
2x19P	36.00	40.65	39.00
2x20P	38.00	42.65	41.00
2x21P	40.00	44.65	43.00
2x22P	42.00	46.65	45.00
2x23P	44.00	48.65	47.00
2x24P	46.00	50.65	49.00
2x25P	48.00	52.65	51.00

Unit: mm

A2005WR-N-2xXP-A

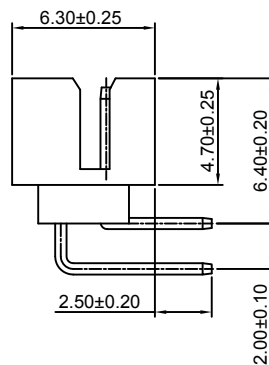
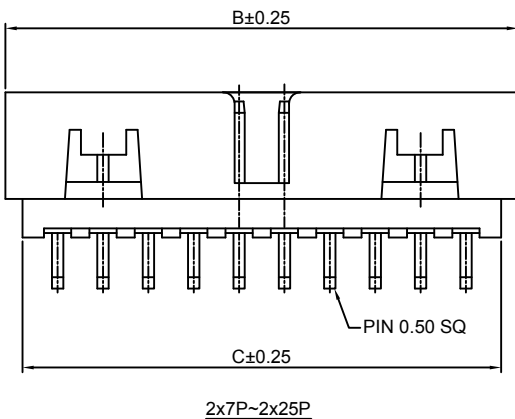
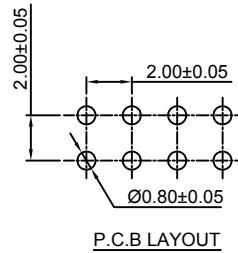
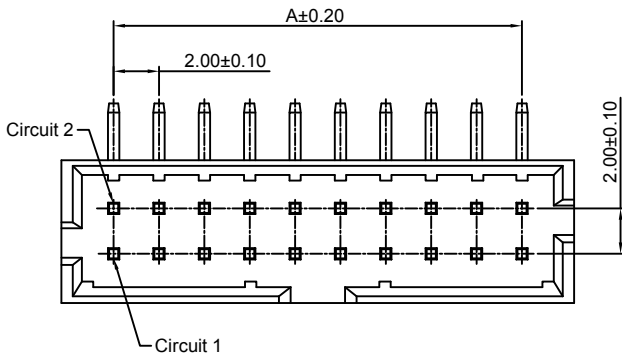
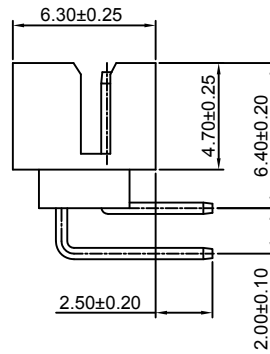
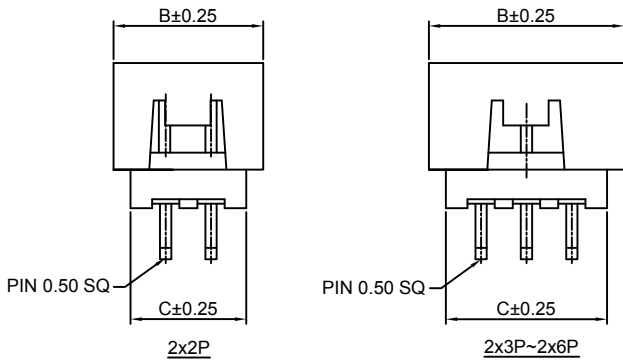
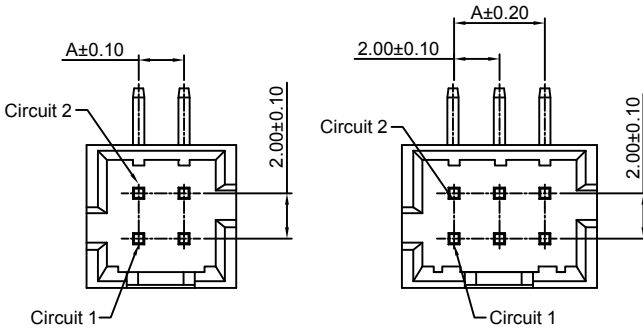
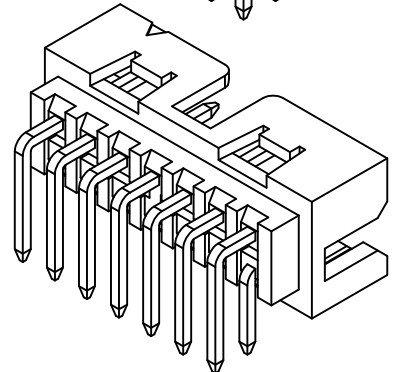
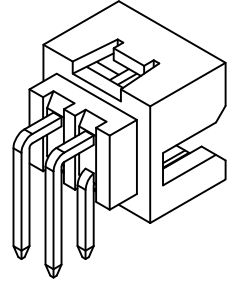
2.00mm Pitch 90° Dual Row Box Header - A TYPE

Reference Informations:

- *Material: Pin: Brass/Gold over Nickel
Insulator: Nylon 6T, UL94V-0
- *Mates with CJT A2005HB-N-2xXP-A(B,C,D) series Dual Row Housing
- *Color: Black

Ordering Information:
A2005WR-N-2xXP-A - *** - ***
1 2 3

- Part No.
- Material:
(Blank): Nylon 6T, UL94V-0
GWT: Nylon 6T, UL94V-0, GWT 750 °C
- Finish:
(blank): Gold-flash
G15: 15µm (0.38µm) MIN. Select Gold (Mating Area)
100µm (2.54µm) MIN. Select Tin
G30: 30µm (0.76µm) MIN. Select Gold (Mating Area)
100µm (2.54µm) MIN. Select Tin
T: Tin over Nickel



Ordering Information & Dimensions:

PART NO.	Dimensions		
	A	B	C
2x2P	2.00	6.65	5.00
2x3P	4.00	8.65	7.00
2x4P	6.00	10.65	9.00
2x5P	8.00	12.65	11.00
2x6P	10.00	14.65	13.00
2x7P	12.00	16.65	15.00
2x8P	14.00	18.65	17.00
2x9P	16.00	20.65	19.00
2x10P	18.00	22.65	21.00
2x11P	20.00	24.65	23.00
2x12P	22.00	26.65	25.00
2x13P	24.00	28.65	27.00
2x14P	26.00	30.65	29.00
2x15P	28.00	32.65	31.00
2x16P	30.00	34.65	33.00
2x17P	32.00	36.65	35.00
2x18P	34.00	38.65	37.00
2x19P	36.00	40.65	39.00
2x20P	38.00	42.65	41.00
2x21P	40.00	44.65	43.00
2x22P	42.00	46.65	45.00
2x23P	44.00	48.65	47.00
2x24P	46.00	50.65	49.00
2x25P	48.00	52.65	51.00

Unit: mm

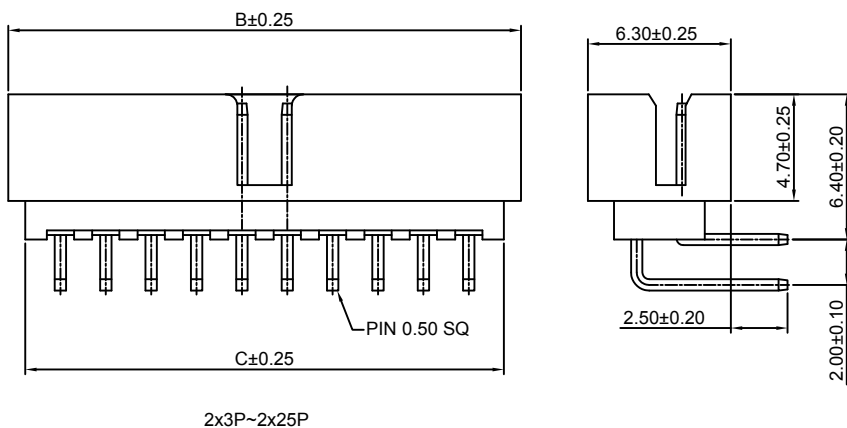
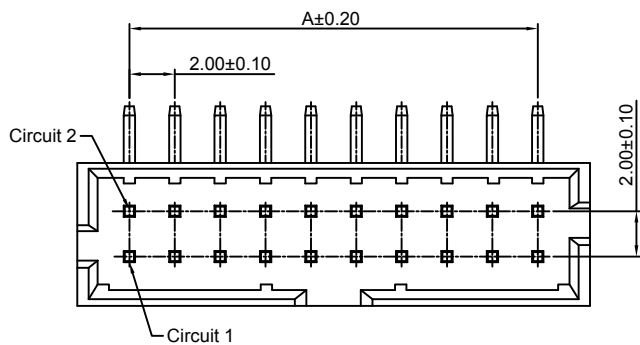
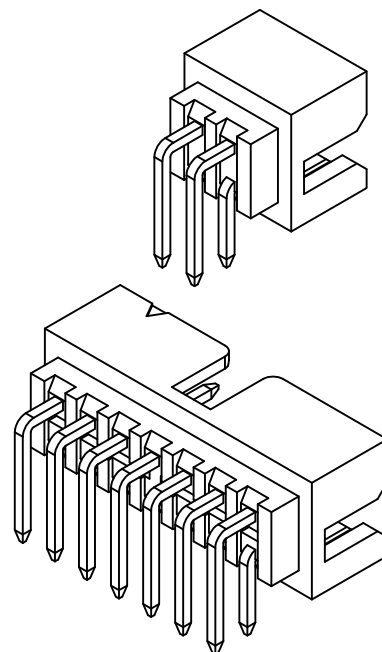
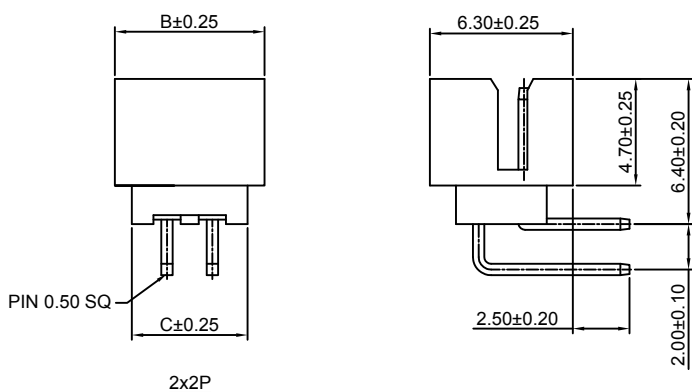
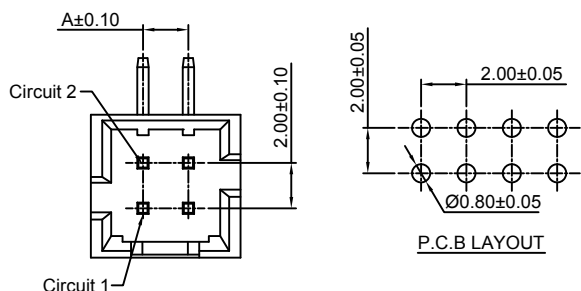
A2005WR-N-2xXP-B ——— 2.00mm Pitch 90° Dual Row Box Header - B TYPE

Reference Informations:

- *Material: Pin: Brass/Gold over Nickel
Insulator: Nylon 6T, UL94V-0
- *Mates with CJT A2005HB-N-2xXP-A(D,F) series Dual Row Housing
- *Color: Black

Ordering Information:
A2005WR-N-2xXP-B - ^{***}/₂ - ^{***}/₃

1. Part No.
2. Material:
 (Blank): Nylon 6T, UL94V-0
 GWT: Nylon 6T, UL94V-0, GWT 750 °C
3. Finish:
 (blank): Gold-flash
 G15: 15μin (0.38μm) MIN. Select Gold(Mating Area)
 100μin (2.54μm) MIN. Select Tin
 G30: 30μin (0.76μm) MIN. Select Gold(Mating Area)
 100μin (2.54μm) MIN. Select Tin
 T: Tin over Nickel



Ordering Information & Dimensions:

PART NO.	Dimensions		
	A	B	C
2x2P	2.00	6.65	5.00
2x3P	4.00	8.65	7.00
2x4P	6.00	10.65	9.00
2x5P	8.00	12.65	11.00
2x6P	10.00	14.65	13.00
2x7P	12.00	16.65	15.00
2x8P	14.00	18.65	17.00
2x9P	16.00	20.65	19.00
2x10P	18.00	22.65	21.00
2x11P	20.00	24.65	23.00
2x12P	22.00	26.65	25.00
2x13P	24.00	28.65	27.00
2x14P	26.00	30.65	29.00
2x15P	28.00	32.65	31.00
2x16P	30.00	34.65	33.00
2x17P	32.00	36.65	35.00
2x18P	34.00	38.65	37.00
2x19P	36.00	40.65	39.00
2x20P	38.00	42.65	41.00
2x21P	40.00	44.65	43.00
2x22P	42.00	46.65	45.00
2x23P	44.00	48.65	47.00
2x24P	46.00	50.65	49.00
2x25P	48.00	52.65	51.00

Unit: mm

A2005WV-N-2xXP-FI

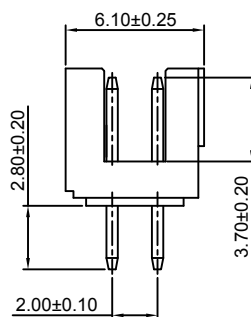
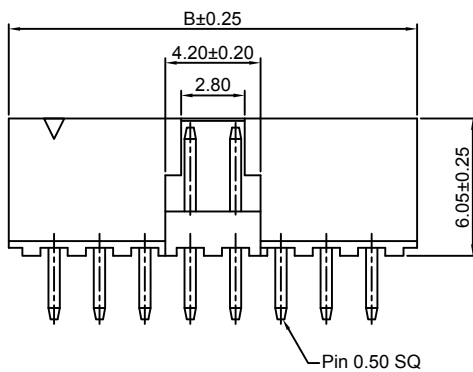
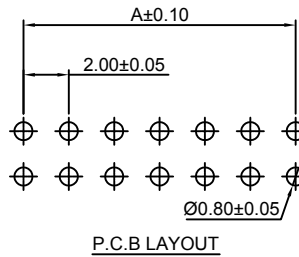
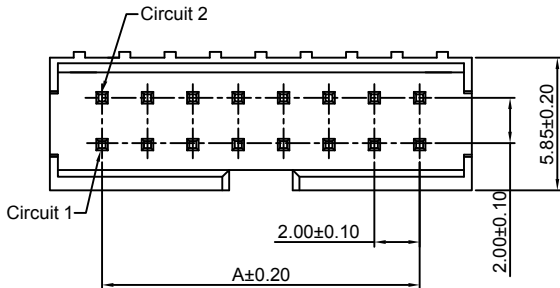
2.00mm Pitch 180° Dual Row Box Header

Reference Informations:

- *Material: Pin: Brass/Gold over Nickel
Insulator: Nylon 9T, UL94V-0
- *Mates with CJT A2005HB-N-2xXP-FI series Dual Row Housing
- *Color: Black

Ordering Information:
A2005WV-N-2xXP-FI - *** - ** - ***
1 2 3 4

- Part No.
- Material:
(Blank): Nylon 9T, UL94V-0
6T: Nylon 6T, UL94V-0
GWT: Nylon 6T, UL94V-0, GWT 750 °C
- Color:
(Blank): Black
IV: Ivory
- Finish:
(blank): Gold-flash
G15: 15µin (0.38µm) MIN. Select Gold (Mating Area)
100µin (2.54µm) MIN. Select Tin
G30: 30µin (0.76µm) MIN. Select Gold (Mating Area)
100µin (2.54µm) MIN. Select Tin
T: Tin over Nickel



Ordering Information & Dimensions:

PART NO.	Dimensions	
	A	B
2x5P	8.00	12.00
2x7P	12.00	16.00
2x8P	14.00	18.00
2x10P	18.00	22.00
2x13P	24.00	28.00
2x15P	28.00	32.00
2x17P	32.00	36.00
2x20P	36.00	42.00
2x22P	42.00	46.00
2x25P	48.00	52.00
2x30P	58.00	62.00

Unit: mm

A2005WR-N-2xXP-FI

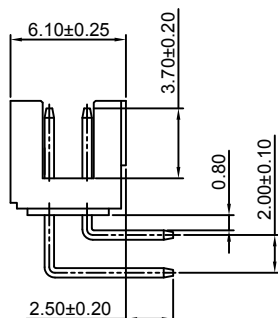
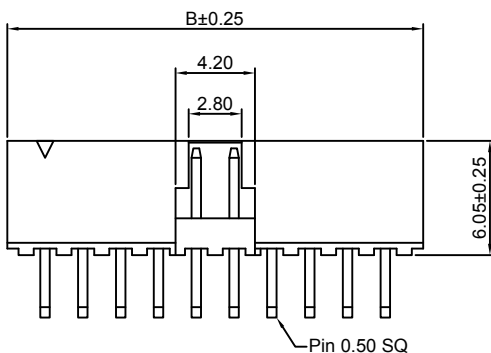
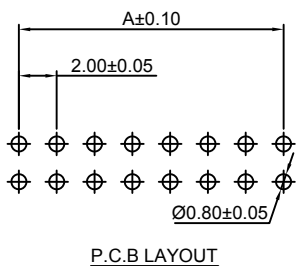
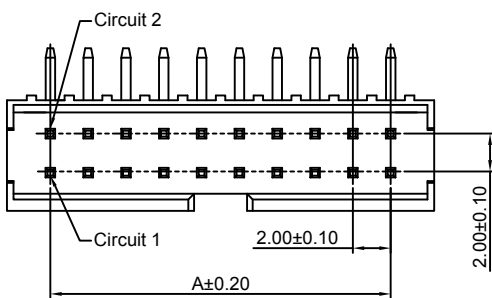
2.00mm Pitch 90° Dual Row Box Header

Reference Informations:

- *Material: Pin: Brass/Gold over Nickel
Insulator: Nylon 9T, UL94V-0
- *Mates with CJT A2005HB-N-2xXP-FI series Dual Row Housing
- *Color: Black

Ordering Information:
A2005WR-N-2xXP-FI - *** - ** - ***
1 2 3 4

- Part No.
- Material:
(Blank): Nylon 9T, UL94V-0
6T: Nylon 6T, UL94V-0
GWT: Nylon 6T, UL94V-0, GWT 750 °C
- Color:
(Blank): Black
IV: Ivory
- Finish:
(blank): Gold-flash
G15: 15µin (0.38µm) MIN. Select Gold (Mating Area)
100µin (2.54µm) MIN. Select Tin
G30: 30µin (0.76µm) MIN. Select Gold (Mating Area)
100µin (2.54µm) MIN. Select Tin
T: Tin over Nickel



Ordering Information & Dimensions:

PART NO.	Dimensions	
	A	B
2x5P	8.00	12.00
2x7P	12.00	16.00
2x8P	14.00	18.00
2x10P	18.00	22.00
2x13P	24.00	28.00
2x15P	28.00	32.00
2x17P	32.00	36.00
2x20P	36.00	42.00
2x22P	42.00	46.00
2x25P	48.00	52.00
2x30P	58.00	62.00

Unit: mm

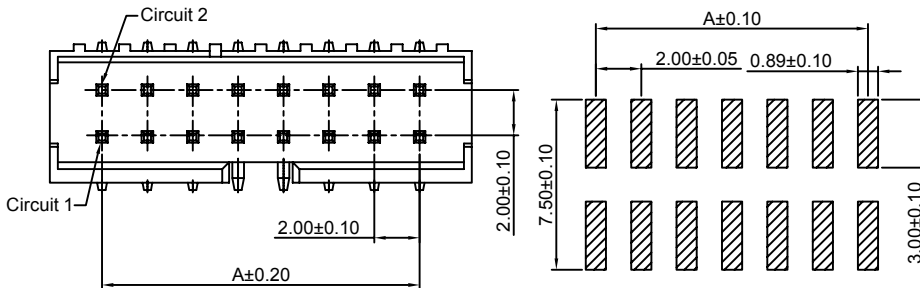
A2005WV-N-S-2xXP-FI

2.00mm Pitch 180° Dual Row Box Header - SMT TYPE

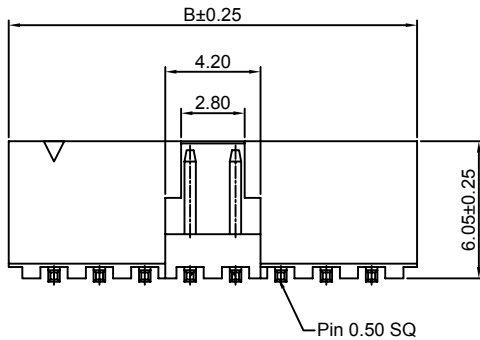
Reference Informations:

- *Material: Pin: Brass/Gold over Nickel
Insulator: Nylon 9T, UL94V-0
- *Mates with CJT A2005HB-N-2xXP-FI series Dual Row Housing
- *Color: Black

- Ordering Information:
A2005WV-N-S-2xXP-FI - *** - ** - ***
1 2 3 4
- Part No.
 - Material:
(Blank): Nylon 9T, UL94V-0
6T: Nylon 6T, UL94V-0
GWT: Nylon 6T, UL94V-0, GWT 750 °C
 - Color:
(Blank): Black
IV: Ivory
 - Finish:
(blank): Gold-flash
G15: 15µin (0.38µm) MIN. Select Gold (Mating Area)
100µin (2.54µm) MIN. Select Tin
G30: 30µin (0.76µm) MIN. Select Gold (Mating Area)
100µin (2.54µm) MIN. Select Tin
T: Tin over Nickel



P.C.B LAYOUT



Ordering Information & Dimensions:

PART NO.	Dimensions	
	A	B
2x5P	8.00	12.00
2x7P	12.00	16.00
2x8P	14.00	18.00
2x10P	18.00	22.00
2x13P	24.00	28.00
2x15P	28.00	32.00
2x17P	32.00	36.00
2x20P	36.00	42.00
2x22P	42.00	46.00
2x25P	48.00	52.00
2x30P	58.00	62.00

Unit: mm

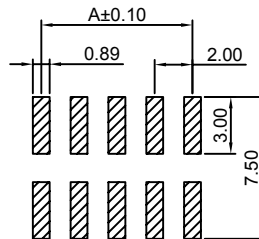
A2005WV-N-S-2xXP

2.00mm Pitch 180° Dual Row Box Header - SMT TYPE

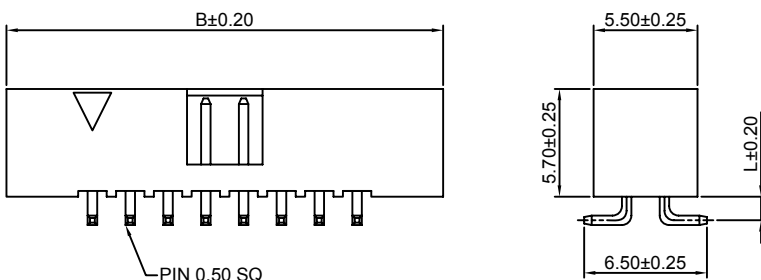
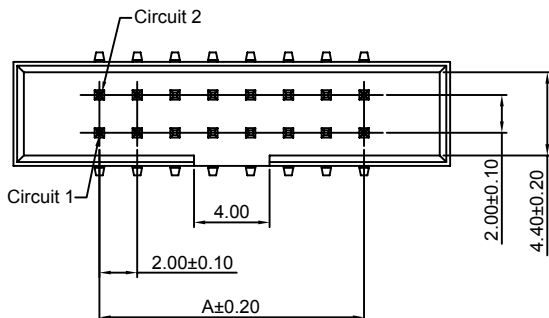
Reference Informations:

- *Material: Pin: Brass/Gold over Nickel
Insulator: Nylon 6T, UL94V-0
- *Mates with CJT A2005H-N-2xXP-B(D) series Dual Row Housing
- *Color: Black

- Ordering Information:
A2005WV-N-S-2xXP - *** - *** - ***
1 2 3 4
- Part No.
 - Size(L):
(Blank): 1.25mm
L08: 0.80mm
 - Material:
(Blank): Nylon 6T, UL94V-0
GWT: Nylon 6T, UL94V-0, GWT 750 °C
 - Finish:
(blank): Gold-flash
G15: 15µin (0.38µm) MIN. Select Gold (Mating Area)
100µin (2.54µm) MIN. Select Tin
G30: 30µin (0.76µm) MIN. Select Gold (Mating Area)
100µin (2.54µm) MIN. Select Tin
T: Tin over Nickel



P.C.B LAYOUT



Ordering Information & Dimensions:

PART NO.	Dimensions		PART NO.	Dimensions	
	A	B		A	B
2x4P	6.00	15.30	2x20P	38.00	47.30
2x5P	8.00	17.30	2x21P	40.00	49.30
2x6P	10.00	19.30	2x22P	42.00	51.30
2x7P	12.00	21.30	2x23P	44.00	53.30
2x8P	14.00	23.30	2x24P	46.00	55.30
2x9P	16.00	25.30	2x25P	48.00	57.30
2x10P	18.00	27.30	2x26P	50.00	59.30
2x11P	20.00	29.30	2x27P	52.00	61.30
2x12P	22.00	31.30	2x28P	54.00	63.30
2x13P	24.00	33.30	2x29P	56.00	65.30
2x14P	26.00	35.30	2x30P	58.00	67.30
2x15P	28.00	37.30	2x31P	60.00	69.30
2x16P	30.00	39.30	2x32P	62.00	71.30
2x17P	32.00	41.30	2x33P	64.00	73.30
2x18P	34.00	43.30	2x34P	66.00	75.30
2x19P	36.00	45.30			

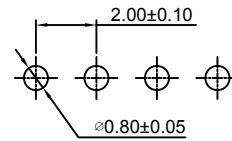
Unit: mm

A2005WV-XP

2.00mm pitch 180° Single Row Pin Header

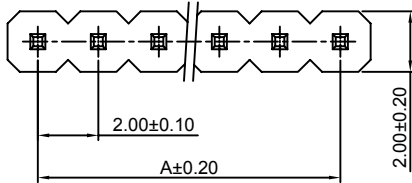
Reference Informations:

- *Material: Pin: Brass/Gold over Nickel
Insulator: PBT, UL94V-0
- *Mates with CJT A2005 series Single Row Female Header
- *Optional Dim. available but MOQ requested
- *Color: Black

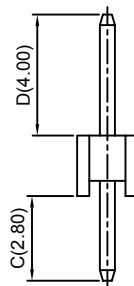
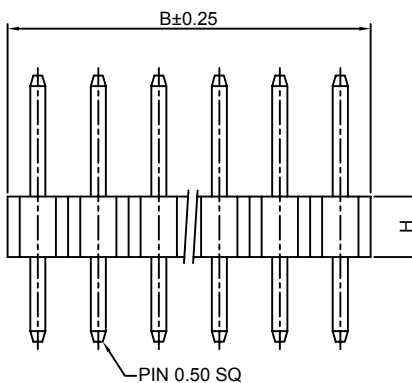


P.C.B LAYOUT

Ordering Information:
A2005WV-XP - *** - *** - ***
1 2 3 4



- Part No.
- Type(H):
(Blank): 2.00mm
H15: 1.50mm
- Material:
(Blank): PBT, UL94V-0
6T: Nylon 6T, UL94V-0
GWT: Nylon 6T, UL94V-0, GWT 750 °C
- Finish:
(blank): Gold-flash
G15: 15µm (0.38µm) MIN. Select Gold (Mating Area)
100µm (2.54µm) MIN. Select Tin
G30: 30µm (0.76µm) MIN. Select Gold (Mating Area)
100µm (2.54µm) MIN. Select Tin
T: Tin over Nickel



Ordering Information & Dimensions:

PART NO.	Dimensions		PART NO.	Dimensions	
	A	B		A	B
1P	----	2.00	21P	40.00	42.00
2P	2.00	4.00	22P	42.00	44.00
3P	4.00	6.00	23P	44.00	46.00
4P	6.00	8.00	24P	46.00	48.00
5P	8.00	10.00	25P	48.00	50.00
6P	10.00	12.00	26P	50.00	52.00
7P	12.00	14.00	27P	52.00	54.00
8P	14.00	16.00	28P	54.00	56.00
9P	16.00	18.00	29P	56.00	58.00
10P	18.00	20.00	30P	58.00	60.00
11P	20.00	22.00	31P	60.00	62.00
12P	22.00	24.00	32P	62.00	64.00
13P	24.00	26.00	33P	64.00	66.00
14P	26.00	28.00	34P	66.00	68.00
15P	28.00	30.00	35P	68.00	70.00
16P	30.00	32.00	36P	70.00	72.00
17P	32.00	34.00	37P	72.00	74.00
18P	34.00	36.00	38P	74.00	76.00
19P	36.00	38.00	39P	76.00	78.00
20P	38.00	40.00	40P	78.00	80.00

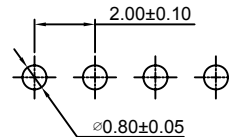
Unit: mm

A2005WR-XP

2.00mm pitch 90° Single Row Pin Header

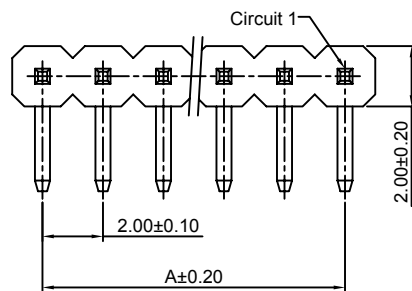
Reference Informations:

- *Material: Pin: Brass/Gold over Nickel
Insulator: PBT, UL94V-0
- *Mates with CJT A2005 series Single Row Female Header
- *Optional Dim. available but MOQ requested
- *Color: Black

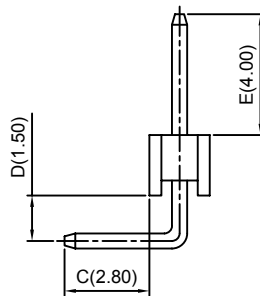
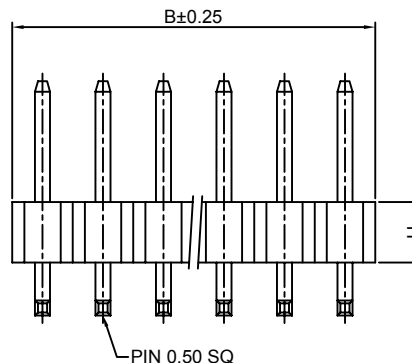


P.C.B LAYOUT

Ordering Information:
A2005WR-XP - *** - *** - ***
1 2 3 4



- Part No.
- Type(H):
(Blank): 2.00mm
H15: 1.50mm
- Material:
(Blank): PBT, UL94V-0
6T: Nylon 6T, UL94V-0
GWT: Nylon 6T, UL94V-0, GWT 750 °C
- Finish:
(blank): Gold-flash
G15: 15µm (0.38µm) MIN. Select Gold (Mating Area)
100µm (2.54µm) MIN. Select Tin
G30: 30µm (0.76µm) MIN. Select Gold (Mating Area)
100µm (2.54µm) MIN. Select Tin
T: Tin over Nickel



Ordering Information & Dimensions:

PART NO.	Dimensions		PART NO.	Dimensions	
	A	B		A	B
1P	----	2.00	21P	40.00	42.00
2P	2.00	4.00	22P	42.00	44.00
3P	4.00	6.00	23P	44.00	46.00
4P	6.00	8.00	24P	46.00	48.00
5P	8.00	10.00	25P	48.00	50.00
6P	10.00	12.00	26P	50.00	52.00
7P	12.00	14.00	27P	52.00	54.00
8P	14.00	16.00	28P	54.00	56.00
9P	16.00	18.00	29P	56.00	58.00
10P	18.00	20.00	30P	58.00	60.00
11P	20.00	22.00	31P	60.00	62.00
12P	22.00	24.00	32P	62.00	64.00
13P	24.00	26.00	33P	64.00	66.00
14P	26.00	28.00	34P	66.00	68.00
15P	28.00	30.00	35P	68.00	70.00
16P	30.00	32.00	36P	70.00	72.00
17P	32.00	34.00	37P	72.00	74.00
18P	34.00	36.00	38P	74.00	76.00
19P	36.00	38.00	39P	76.00	78.00
20P	38.00	40.00	40P	78.00	80.00

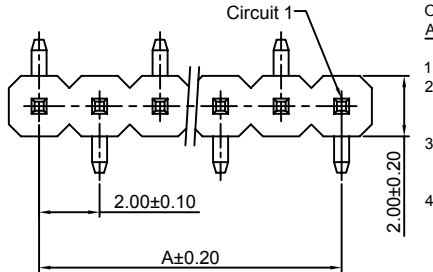
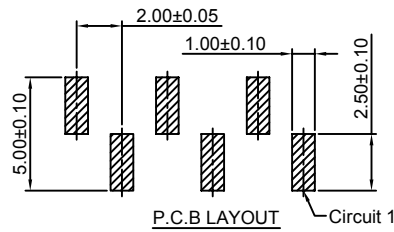
Unit: mm

A2005WV-S-XP-A

2.00mm Pitch 180° Single Row Pin Header-SMT TYPE

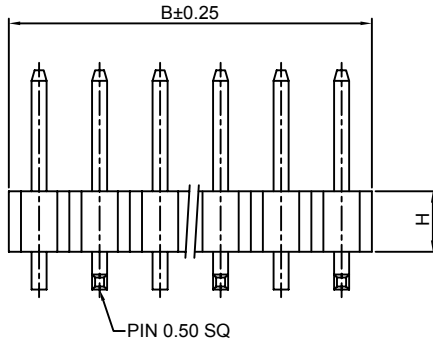
Reference Informations:

- *Material:Pin:Brass/Gold over Nickel
Insulator:Nylon 6T,UL94V-0
- *Mates with CJT A2005 series Single Row Female Header
- *Optional Dim. available but MOQ requested
- *Color:Black



Ordering Information:
A2005WV-S-XP-A - *** - *** - ***
1 2 3 4

- 1.Part No.
- 2.Type(H):
(Blank):2.00mm
H15:1.50mm
- 3.Material:
(Blank):Nylon 6T,UL94V-0
GWT:Nylon 6T,UL94V-0 GWT 750 °C
- 4.Finish:
(blank):Gold-flash
G15:15µin (0.38µm) MIN.Select Gold(Mating Area)
100µin (2.54µm) MIN.Select Tin
G30:30µin (0.76µm) MIN.Select Gold(Mating Area)
100µin (2.54µm) MIN.Select Tin
I:Tin over Nickel



Ordering Information & Dimensions:

PART NO.	Dimensions		PART NO.	Dimensions	
	A	B		A	B
2P	2.00	4.00	22P	42.00	44.00
3P	4.00	6.00	23P	44.00	46.00
4P	6.00	8.00	24P	46.00	48.00
5P	8.00	10.00	25P	48.00	50.00
6P	10.00	12.00	26P	50.00	52.00
7P	12.00	14.00	27P	52.00	54.00
8P	14.00	16.00	28P	54.00	56.00
9P	16.00	18.00	29P	56.00	58.00
10P	18.00	20.00	30P	58.00	60.00
11P	20.00	22.00	31P	60.00	62.00
12P	22.00	24.00	32P	62.00	64.00
13P	24.00	26.00	33P	64.00	66.00
14P	26.00	28.00	34P	66.00	68.00
15P	28.00	30.00	35P	68.00	70.00
16P	30.00	32.00	36P	70.00	72.00
17P	32.00	34.00	37P	72.00	74.00
18P	34.00	36.00	38P	74.00	76.00
19P	36.00	38.00	39P	76.00	78.00
20P	38.00	40.00	40P	78.00	80.00
21P	40.00	42.00			

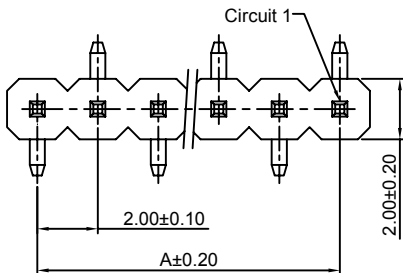
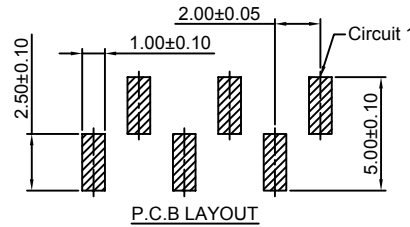
Unit: mm

A2005WV-S-XP-B

2.00mm Pitch 180° Single Row Pin Header-SMT TYPE

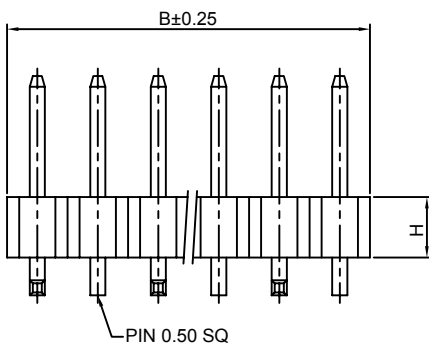
Reference Informations:

- *Material:Pin:Brass/Gold over Nickel
Insulator:Nylon 6T,UL94V-0
- *Mates with CJT A2005 series Single Row Female Header
- *Optional Dim. available but MOQ requested
- *Color:Black



Ordering Information:
A2005WV-S-XP-B - *** - *** - ***
1 2 3 4

- 1.Part No.
- 2.Type(H):
(Blank):2.00mm
H15:1.50mm
- 3.Material:
(Blank):Nylon 6T,UL94V-0
GWT:Nylon 6T,UL94V-0,GWT 750 °C
- 4.Finish:
(blank):Gold-flash
G15:15µin (0.38µm) MIN. Select Gold(Mating Area)
100µin (2.54µm) MIN. Select Tin
G30:30µin (0.76µm) MIN. Select Gold(Mating Area)
100µin (2.54µm) MIN. Select Tin
I:Tin over Nickel



Ordering Information & Dimensions:

PART NO.	Dimensions		PART NO.	Dimensions	
	A	B		A	B
2P	2.00	4.00	22P	42.00	44.00
3P	4.00	6.00	23P	44.00	46.00
4P	6.00	8.00	24P	46.00	48.00
5P	8.00	10.00	25P	48.00	50.00
6P	10.00	12.00	26P	50.00	52.00
7P	12.00	14.00	27P	52.00	54.00
8P	14.00	16.00	28P	54.00	56.00
9P	16.00	18.00	29P	56.00	58.00
10P	18.00	20.00	30P	58.00	60.00
11P	20.00	22.00	31P	60.00	62.00
12P	22.00	24.00	32P	62.00	64.00
13P	24.00	26.00	33P	64.00	66.00
14P	26.00	28.00	34P	66.00	68.00
15P	28.00	30.00	35P	68.00	70.00
16P	30.00	32.00	36P	70.00	72.00
17P	32.00	34.00	37P	72.00	74.00
18P	34.00	36.00	38P	74.00	76.00
19P	36.00	38.00	39P	76.00	78.00
20P	38.00	40.00	40P	78.00	80.00
21P	40.00	42.00			

Unit: mm

A2005WVA-XP

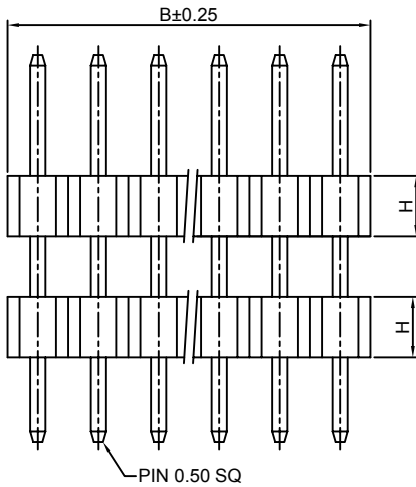
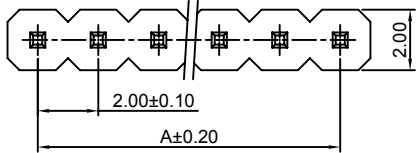
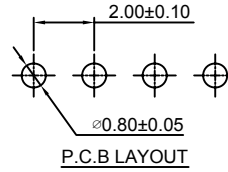
2.00mm pitch 180° Single Row Pin Header

Reference Informations:

- *Material: Pin: Brass/Gold over Nickel
Insulator: PBT, UL94V-0
- *Mates with CJT A2005 series Single Row Female Header
- *Optional Dim. available but MOQ requested
- *Color: Black

Ordering Information:
A2005WVA-XP - --- - --- - ---
1 2 3 4

1. Part No.
2. Type(H):
(Blank): 2.00mm
H15: 1.50mm
3. Material:
(Blank): PBT, UL94V-0
6T: Nylon 6T, UL94V-0
GWT: Nylon 6T, UL94V-0, GWT 750 °C
4. Finish:
(blank): Gold-flash
G15: 15µin (0.38µm) MIN. Select Gold (Mating Area)
100µin (2.54µm) MIN. Select Tin
G30: 30µin (0.76µm) MIN. Select Gold (Mating Area)
100µin (2.54µm) MIN. Select Tin
T: Tin over Nickel



Ordering Information & Dimensions:

PART NO.	Dimensions		PART NO.	Dimensions	
	A	B		A	B
1P	----	2.00	21P	40.00	42.00
2P	2.00	4.00	22P	42.00	44.00
3P	4.00	6.00	23P	44.00	46.00
4P	6.00	8.00	24P	46.00	48.00
5P	8.00	10.00	25P	48.00	50.00
6P	10.00	12.00	26P	50.00	52.00
7P	12.00	14.00	27P	52.00	54.00
8P	14.00	16.00	28P	54.00	56.00
9P	16.00	18.00	29P	56.00	58.00
10P	18.00	20.00	30P	58.00	60.00
11P	20.00	22.00	31P	60.00	62.00
12P	22.00	24.00	32P	62.00	64.00
13P	24.00	26.00	33P	64.00	66.00
14P	26.00	28.00	34P	66.00	68.00
15P	28.00	30.00	35P	68.00	70.00
16P	30.00	32.00	36P	70.00	72.00
17P	32.00	34.00	37P	72.00	74.00
18P	34.00	36.00	38P	74.00	76.00
19P	36.00	38.00	39P	76.00	78.00
20P	38.00	40.00	40P	78.00	80.00

Unit: mm

A2005WRA-XP

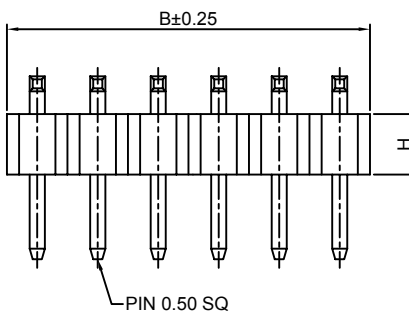
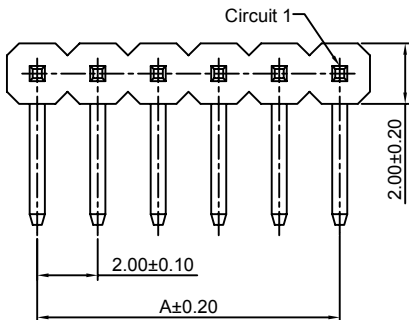
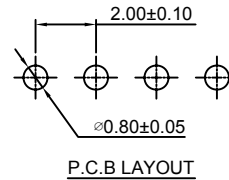
2.00mm pitch 90° Single Row Pin Header

Reference Informations:

- *Material: Pin: Brass/Gold over Nickel
Insulator: PBT, UL94V-0
- *Mates with CJT A2005 series Single Row Female Header
- *Optional Dim. available but MOQ requested
- *Color: Black

Ordering Information:
A2005WRA-XP - --- - --- - ---
1 2 3 4

1. Part No.
2. Type(H):
(Blank): 2.00mm
H15: 1.50mm
3. Material:
(Blank): PBT, UL94V-0
6T: Nylon 6T, UL94V-0
GWT: Nylon 6T, UL94V-0, GWT 750 °C
4. Finish:
(blank): Gold-flash
G15: 15µin (0.38µm) MIN. Select Gold (Mating Area)
100µin (2.54µm) MIN. Select Tin
G30: 30µin (0.76µm) MIN. Select Gold (Mating Area)
100µin (2.54µm) MIN. Select Tin
T: Tin over Nickel



Ordering Information & Dimensions:

PART NO.	Dimensions		PART NO.	Dimensions	
	A	B		A	B
1P	----	2.00	21P	40.00	42.00
2P	2.00	4.00	22P	42.00	44.00
3P	4.00	6.00	23P	44.00	46.00
4P	6.00	8.00	24P	46.00	48.00
5P	8.00	10.00	25P	48.00	50.00
6P	10.00	12.00	26P	50.00	52.00
7P	12.00	14.00	27P	52.00	54.00
8P	14.00	16.00	28P	54.00	56.00
9P	16.00	18.00	29P	56.00	58.00
10P	18.00	20.00	30P	58.00	60.00
11P	20.00	22.00	31P	60.00	62.00
12P	22.00	24.00	32P	62.00	64.00
13P	24.00	26.00	33P	64.00	66.00
14P	26.00	28.00	34P	66.00	68.00
15P	28.00	30.00	35P	68.00	70.00
16P	30.00	32.00	36P	70.00	72.00
17P	32.00	34.00	37P	72.00	74.00
18P	34.00	36.00	38P	74.00	76.00
19P	36.00	38.00	39P	76.00	78.00
20P	38.00	40.00	40P	78.00	80.00

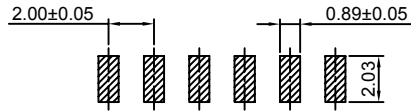
Unit: mm

A2005WR-S-XP

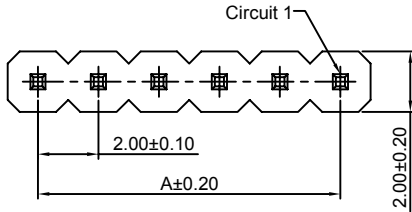
2.00mm Pitch 90° Single Row Pin Header-SMT TYPE

Reference Informations:

- *Material:Pin:Brass/Gold over Nickel
Insulator:Nylon 6T,UL94V-0
- *Mates with CJT A2005 series Single Row Female Header
- *Optional Dim. available but MOQ requested
- *Color:Black

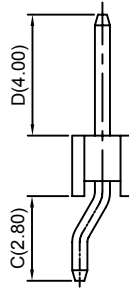
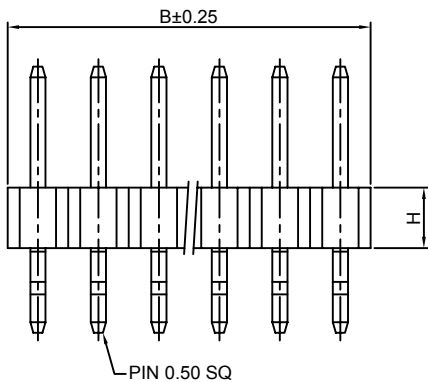


P.C.B LAYOUT



Ordering Information:
A2005WR-S-XP - *** - *** - ***

- 1.Part No.
- 2.Type(H):
(Blank):2.00mm
H15:1.50mm
- 3.Material:
(Blank):Nylon 6T,UL94V-0
GWT:Nylon 6T,UL94V-0,GWT 750 °C
- 4.Finish:
(blank):Gold-flash
G15:15µin (0.38µm) MIN.Select Gold(Mating Area)
100µin (2.54µm) MIN.Select Tin
G30:30µin (0.76µm) MIN.Select Gold(Mating Area)
100µin (2.54µm) MIN.Select Tin
T: Tin over Nickel



Ordering Information & Dimensions:

PART NO.	Dimensions		PART NO.	Dimensions	
	A	B		A	B
2P	2.00	4.00	22P	42.00	44.00
3P	4.00	6.00	23P	44.00	46.00
4P	6.00	8.00	24P	46.00	48.00
5P	8.00	10.00	25P	48.00	50.00
6P	10.00	12.00	26P	50.00	52.00
7P	12.00	14.00	27P	52.00	54.00
8P	14.00	16.00	28P	54.00	56.00
9P	16.00	18.00	29P	56.00	58.00
10P	18.00	20.00	30P	58.00	60.00
11P	20.00	22.00	31P	60.00	62.00
12P	22.00	24.00	32P	62.00	64.00
13P	24.00	26.00	33P	64.00	66.00
14P	26.00	28.00	34P	66.00	68.00
15P	28.00	30.00	35P	68.00	70.00
16P	30.00	32.00	36P	70.00	72.00
17P	32.00	34.00	37P	72.00	74.00
18P	34.00	36.00	38P	74.00	76.00
19P	36.00	38.00	39P	76.00	78.00
20P	38.00	40.00	40P	78.00	80.00
21P	40.00	42.00			

Unit: mm

A2005WVA-XP-R

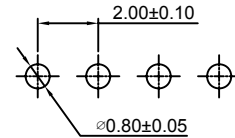
2.00mm pitch 180° Single Row Pin Header

Reference Informations:

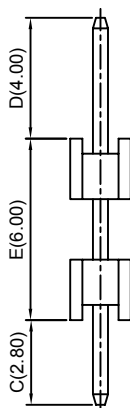
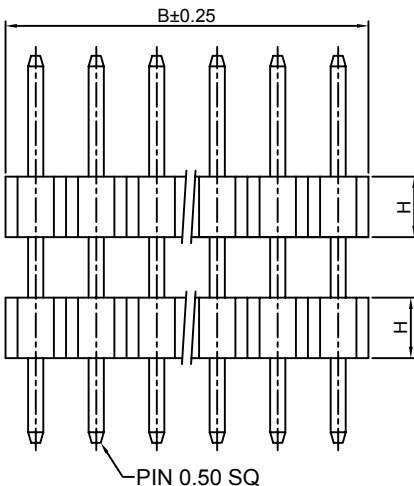
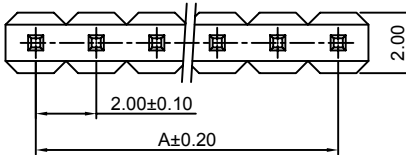
- *Material:Pin:Brass/Gold over Nickel
Insulator:PBT,UL94V-0
- *Mates with CJT A2005 series Single Row Female Header
- *Optional Dim. available but MOQ requested
- *Color:Black

Ordering Information:
A2005WVA-XP-R - *** - *** - ***

- 1.Part No.
- 2.Type(H):
(Blank):2.00mm
H15:1.50mm
- 3.Material:
(Blank):PBT,UL94V-0
6T:Nylon 6T,UL94V-0
GWT:Nylon 6T,UL94V-0,GWT 750 °C
- 4.Finish:
(blank):Gold-flash
G15:15µin (0.38µm) MIN.Select Gold(Mating Area)
100µin (2.54µm) MIN.Select Tin
G30:30µin (0.76µm) MIN.Select Gold(Mating Area)
100µin (2.54µm) MIN.Select Tin
T: Tin over Nickel



P.C.B LAYOUT



Ordering Information & Dimensions:

PART NO.	Dimensions		PART NO.	Dimensions	
	A	B		A	B
2P	2.00	4.00	22P	42.00	44.00
3P	4.00	6.00	23P	44.00	46.00
4P	6.00	8.00	24P	46.00	48.00
5P	8.00	10.00	25P	48.00	50.00
6P	10.00	12.00	26P	50.00	52.00
7P	12.00	14.00	27P	52.00	54.00
8P	14.00	16.00	28P	54.00	56.00
9P	16.00	18.00	29P	56.00	58.00
10P	18.00	20.00	30P	58.00	60.00
11P	20.00	22.00	31P	60.00	62.00
12P	22.00	24.00	32P	62.00	64.00
13P	24.00	26.00	33P	64.00	66.00
14P	26.00	28.00	34P	66.00	68.00
15P	28.00	30.00	35P	68.00	70.00
16P	30.00	32.00	36P	70.00	72.00
17P	32.00	34.00	37P	72.00	74.00
18P	34.00	36.00	38P	74.00	76.00
19P	36.00	38.00	39P	76.00	78.00
20P	38.00	40.00	40P	78.00	80.00
21P	40.00	42.00			

Unit: mm

A2005WRD-XP

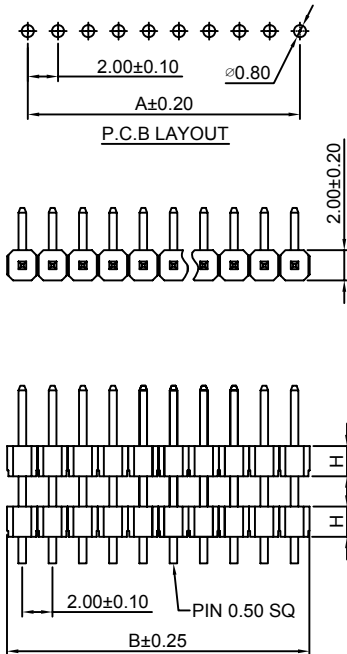
2.00mm pitch 90° Single Row Pin Header

Reference Informations:

- *Material: Pin: Brass/Gold over Nickel
Insulator: PBT, UL94V-0
- *Mates with CJT A2005 series Single Row Female Header
- *Optional Dim. available but MOQ requested
- *Color: Black

Ordering Information:
A2005WRD-XP - *** - *** - ***
1 2 3 4

1. Part No.
2. Type(H):
(Blank): 2.00mm
H15: 1.50mm
3. Material:
(Blank): PBT, UL94V-0
6T: Nylon 6T, UL94V-0
GWT: Nylon 6T, UL94V-0, GWT 750 °C
4. Finish:
(blank): Gold-flash
G15: 15µin (0.38µm) MIN. Select Gold (Mating Area)
100µin (2.54µm) MIN. Select Tin
G30: 30µin (0.76µm) MIN. Select Gold (Mating Area)
100µin (2.54µm) MIN. Select Tin
I: Tin over Nickel



Ordering Information & Dimensions:

PART NO.	Dimensions		PART NO.	Dimensions	
	A	B		A	B
2P	2.00	4.00	22P	42.00	44.00
3P	4.00	6.00	23P	44.00	46.00
4P	6.00	8.00	24P	46.00	48.00
5P	8.00	10.00	25P	48.00	50.00
6P	10.00	12.00	26P	50.00	52.00
7P	12.00	14.00	27P	52.00	54.00
8P	14.00	16.00	28P	54.00	56.00
9P	16.00	18.00	29P	56.00	58.00
10P	18.00	20.00	30P	58.00	60.00
11P	20.00	22.00	31P	60.00	62.00
12P	22.00	24.00	32P	62.00	64.00
13P	24.00	26.00	33P	64.00	66.00
14P	26.00	28.00	34P	66.00	68.00
15P	28.00	30.00	35P	68.00	70.00
16P	30.00	32.00	36P	70.00	72.00
17P	32.00	34.00	37P	72.00	74.00
18P	34.00	36.00	38P	74.00	76.00
19P	36.00	38.00	39P	76.00	78.00
20P	38.00	40.00	40P	78.00	80.00
21P	40.00	42.00			

Unit: mm

A2005WRD-XP-R

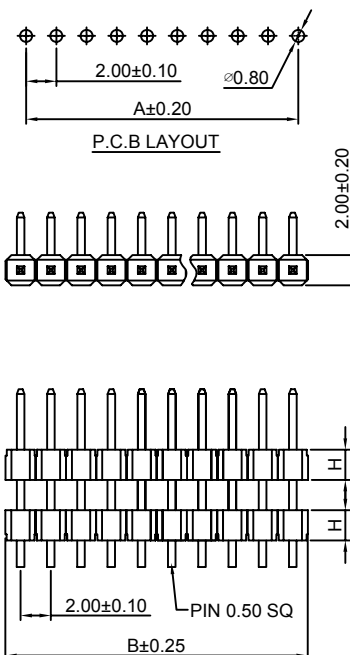
2.00mm pitch 90° Single Row Pin Header

Reference Informations:

- *Material: Pin: Brass/Gold over Nickel
Insulator: PBT, UL94V-0
- *Mates with CJT A2005 series Single Row Female Header
- *Optional Dim. available but MOQ requested
- *Color: Black

Ordering Information:
A2005WRD-XP-R - *** - *** - ***
1 2 3 4

1. Part No.
2. Type(H):
(Blank): 2.00mm
H15: 1.50mm
3. Material:
(Blank): PBT, UL94V-0
6T: Nylon 6T, UL94V-0
GWT: Nylon 6T, UL94V-0, GWT 750 °C
4. Finish:
(blank): Gold-flash
G15: 15µin (0.38µm) MIN. Select Gold (Mating Area)
100µin (2.54µm) MIN. Select Tin
G30: 30µin (0.76µm) MIN. Select Gold (Mating Area)
100µin (2.54µm) MIN. Select Tin
I: Tin over Nickel



Ordering Information & Dimensions:

PART NO.	Dimensions		PART NO.	Dimensions	
	A	B		A	B
2P	2.00	4.00	22P	42.00	44.00
3P	4.00	6.00	23P	44.00	46.00
4P	6.00	8.00	24P	46.00	48.00
5P	8.00	10.00	25P	48.00	50.00
6P	10.00	12.00	26P	50.00	52.00
7P	12.00	14.00	27P	52.00	54.00
8P	14.00	16.00	28P	54.00	56.00
9P	16.00	18.00	29P	56.00	58.00
10P	18.00	20.00	30P	58.00	60.00
11P	20.00	22.00	31P	60.00	62.00
12P	22.00	24.00	32P	62.00	64.00
13P	24.00	26.00	33P	64.00	66.00
14P	26.00	28.00	34P	66.00	68.00
15P	28.00	30.00	35P	68.00	70.00
16P	30.00	32.00	36P	70.00	72.00
17P	32.00	34.00	37P	72.00	74.00
18P	34.00	36.00	38P	74.00	76.00
19P	36.00	38.00	39P	76.00	78.00
20P	38.00	40.00	40P	78.00	80.00
21P	40.00	42.00			

Unit: mm

A2005WVA-S-XP-A

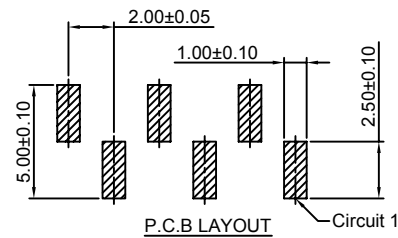
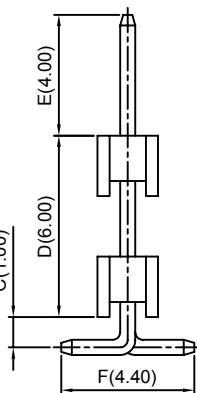
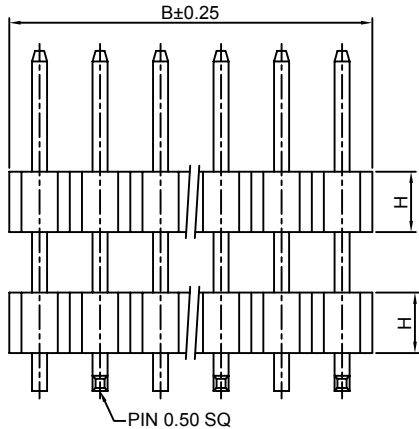
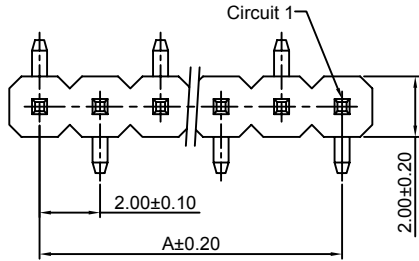
2.00mm Pitch 180° Single Row Pin Header-SMT A TYPE

Reference Informations:

- *Material:Pin:Brass/Gold over Nickel
Insulator:Nylon 6T,UL94V-0
- *Mates with CJT A2005 series Single Row Female Header
- *Optional Dim. available but MOQ requested
- *Color:Black

Ordering Information:
A2005WVA-S-XP-A - *** - *** - ***
1 2 3 4

- 1.Part No.
- 2.Type(H):
(Blank):2.00mm
H15:1.50mm
- 3.Material:
(Blank):Nylon 6T,UL94V-0
GWT:Nylon 6T,UL94V-0,GWT 750 °C
- 4.Finish:
(blank):Gold-flash
G15:15µin (0.38µm) MIN.Select Gold(Mating Area)
100µin (2.54µm) MIN.Select Tin
G30:30µin (0.76µm) MIN.Select Gold(Mating Area)
100µin (2.54µm) MIN.Select Tin
T: Tin over Nickel



Ordering Information & Dimensions:

PART NO.	Dimensions		PART NO.	Dimensions	
	A	B		A	B
2P	2.00	4.00	22P	42.00	44.00
3P	4.00	6.00	23P	44.00	46.00
4P	6.00	8.00	24P	46.00	48.00
5P	8.00	10.00	25P	48.00	50.00
6P	10.00	12.00	26P	50.00	52.00
7P	12.00	14.00	27P	52.00	54.00
8P	14.00	16.00	28P	54.00	56.00
9P	16.00	18.00	29P	56.00	58.00
10P	18.00	20.00	30P	58.00	60.00
11P	20.00	22.00	31P	60.00	62.00
12P	22.00	24.00	32P	62.00	64.00
13P	24.00	26.00	33P	64.00	66.00
14P	26.00	28.00	34P	66.00	68.00
15P	28.00	30.00	35P	68.00	70.00
16P	30.00	32.00	36P	70.00	72.00
17P	32.00	34.00	37P	72.00	74.00
18P	34.00	36.00	38P	74.00	76.00
19P	36.00	38.00	39P	76.00	78.00
20P	38.00	40.00	40P	78.00	80.00
21P	40.00	42.00			

Unit: mm

A2005WVA-S-XP-B

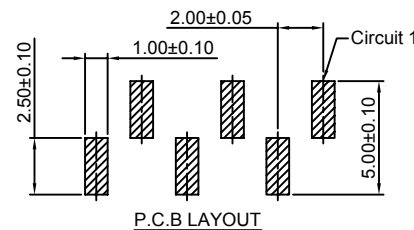
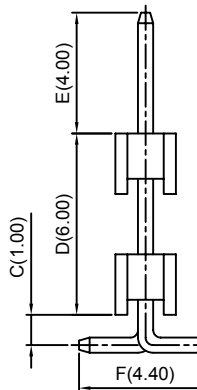
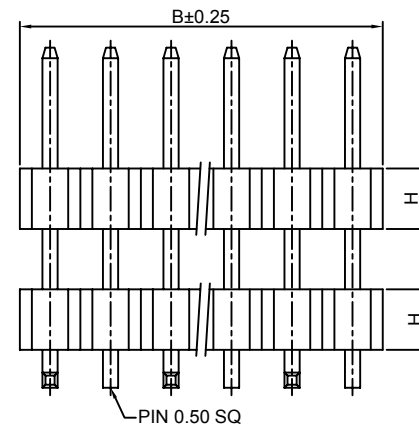
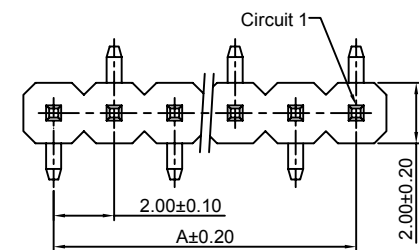
2.00mm Pitch 180° Single Row Pin Header-SMT B TYPE

Reference Informations:

- *Material:Pin:Brass/Gold over Nickel
Insulator:Nylon 6T,UL94V-0
- *Mates with CJT A2005 series Single Row Female Header
- *Optional Dim. available but MOQ requested
- *Color:Black

Ordering Information:
A2005WVA-S-XP-B - *** - *** - ***
1 2 3 4

- 1.Part No.
- 2.Type(H):
(Blank):2.00mm
H15:1.50mm
- 3.Material:
(Blank):Nylon 6T,UL94V-0
GWT:Nylon 6T,UL94V-0,GWT 750 °C
- 4.Finish:
(blank):Gold-flash
G15:15µin (0.38µm) MIN.Select Gold(Mating Area)
100µin (2.54µm) MIN.Select Tin
G30:30µin (0.76µm) MIN.Select Gold(Mating Area)
100µin (2.54µm) MIN.Select Tin
T: Tin over Nickel



Ordering Information & Dimensions:

PART NO.	Dimensions		PART NO.	Dimensions	
	A	B		A	B
2P	2.00	4.00	22P	42.00	44.00
3P	4.00	6.00	23P	44.00	46.00
4P	6.00	8.00	24P	46.00	48.00
5P	8.00	10.00	25P	48.00	50.00
6P	10.00	12.00	26P	50.00	52.00
7P	12.00	14.00	27P	52.00	54.00
8P	14.00	16.00	28P	54.00	56.00
9P	16.00	18.00	29P	56.00	58.00
10P	18.00	20.00	30P	58.00	60.00
11P	20.00	22.00	31P	60.00	62.00
12P	22.00	24.00	32P	62.00	64.00
13P	24.00	26.00	33P	64.00	66.00
14P	26.00	28.00	34P	66.00	68.00
15P	28.00	30.00	35P	68.00	70.00
16P	30.00	32.00	36P	70.00	72.00
17P	32.00	34.00	37P	72.00	74.00
18P	34.00	36.00	38P	74.00	76.00
19P	36.00	38.00	39P	76.00	78.00
20P	38.00	40.00	40P	78.00	80.00
21P	40.00	42.00			

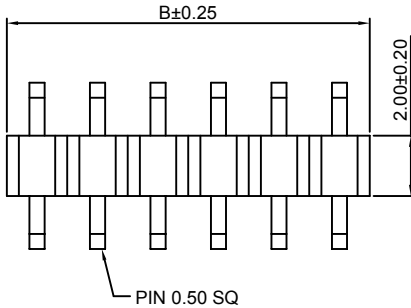
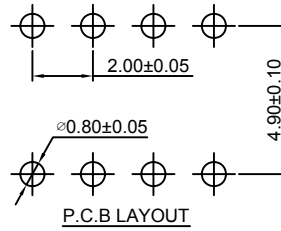
Unit: mm

A2005WRR-XP

2.00mm pitch 90° Single Row Pin Header

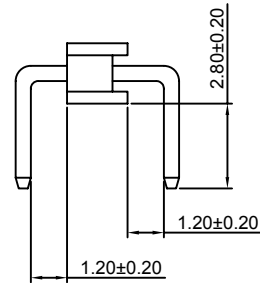
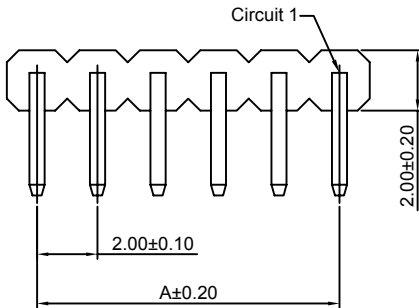
Reference Informations:

- *Material: Pin: Brass/Gold over Nickel
Insulator: PBT+30%GF, UL94V-0
- *Mates with CJT A2005 series Single Row Female Header
- *Color: Black



Ordering Information:
A2005WRR-XP - *** - ***
1 2 3

- Part No
- Material:
(Blank): PBT, UL94V-0
6T: Nylon 6T, UL94V-0
GWT: Nylon 6T, UL94V-0, GWT 750 °C
- Finish:
(blank): Gold-flash
G15: 15µin (0.38µm) MIN. Select Gold (Mating Area)
100µin (2.54µm) MIN. Select Tin
G30: 30µin (0.76µm) MIN. Select Gold (Mating Area)
100µin (2.54µm) MIN. Select Tin
T: Tin over Nickel



Ordering Information & Dimensions:

PART NO.	Dimensions		PART NO.	Dimensions	
	A	B		A	B
2P	2.00	4.00	22P	42.00	44.00
3P	4.00	6.00	23P	44.00	46.00
4P	6.00	8.00	24P	46.00	48.00
5P	8.00	10.00	25P	48.00	50.00
6P	10.00	12.00	26P	50.00	52.00
7P	12.00	14.00	27P	52.00	54.00
8P	14.00	16.00	28P	54.00	56.00
9P	16.00	18.00	29P	56.00	58.00
10P	18.00	20.00	30P	58.00	60.00
11P	20.00	22.00	31P	60.00	62.00
12P	22.00	24.00	32P	62.00	64.00
13P	24.00	26.00	33P	64.00	66.00
14P	26.00	28.00	34P	66.00	68.00
15P	28.00	30.00	35P	68.00	70.00
16P	30.00	32.00	36P	70.00	72.00
17P	32.00	34.00	37P	72.00	74.00
18P	34.00	36.00	38P	74.00	76.00
19P	36.00	38.00	39P	76.00	78.00
20P	38.00	40.00	40P	78.00	80.00
21P	40.00	42.00			

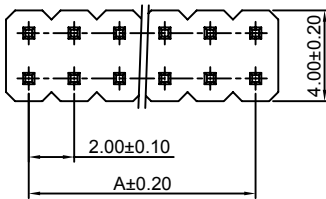
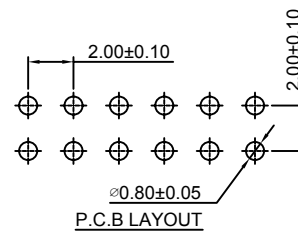
Unit: mm

A2005WV-2xXP

2.00mm pitch 180° Dual Row Pin Header

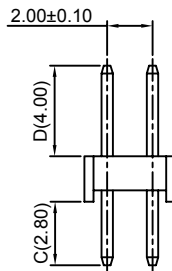
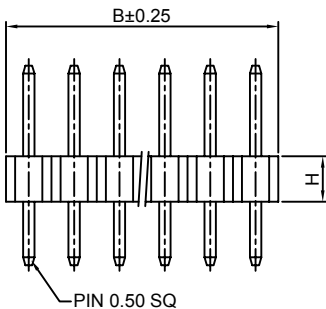
Reference Informations:

- *Material: Pin: Brass/Gold over Nickel
Insulator: PBT, UL94V-0
- *Mates with CJT A2005 series Dual Row Female Header
- *Optional Dim. available but MOQ requested
- *Color: Black



Ordering Information:
A2005WV-2xXP - *** - *** - ***
1 2 3 4

- Part No.
- Type(H):
(Blank): 2.00mm
H15: 1.50mm
- Material:
(Blank): PBT, UL94V-0
6T: Nylon 6T, UL94V-0
GWT: Nylon 6T, UL94V-0, GWT 750 °C
- Finish:
(blank): Gold-flash
G15: 15µin (0.38µm) MIN. Select Gold (Mating Area)
100µin (2.54µm) MIN. Select Tin
G30: 30µin (0.76µm) MIN. Select Gold (Mating Area)
100µin (2.54µm) MIN. Select Tin
T: Tin over Nickel



Ordering Information & Dimensions:

PART NO.	Dimensions		PART NO.	Dimensions	
	A	B		A	B
2x1P	-----	2.00	2x21P	40.00	42.00
2x2P	2.00	4.00	2x22P	42.00	44.00
2x3P	4.00	6.00	2x23P	44.00	46.00
2x4P	6.00	8.00	2x24P	46.00	48.00
2x5P	8.00	10.00	2x25P	48.00	50.00
2x6P	10.00	12.00	2x26P	50.00	52.00
2x7P	12.00	14.00	2x27P	52.00	54.00
2x8P	14.00	16.00	2x28P	54.00	56.00
2x9P	16.00	18.00	2x29P	56.00	58.00
2x10P	18.00	20.00	2x30P	58.00	60.00
2x11P	20.00	22.00	2x31P	60.00	62.00
2x12P	22.00	24.00	2x32P	62.00	64.00
2x13P	24.00	26.00	2x33P	64.00	66.00
2x14P	26.00	28.00	2x34P	66.00	68.00
2x15P	28.00	30.00	2x35P	68.00	70.00
2x16P	30.00	32.00	2x36P	70.00	72.00
2x17P	32.00	34.00	2x37P	72.00	74.00
2x18P	34.00	36.00	2x38P	74.00	76.00
2x19P	36.00	38.00	2x39P	76.00	78.00
2x20P	38.00	40.00	2x40P	78.00	80.00

Unit: mm

A2005WR-2xXP

2.00mm pitch 90° Dual Row Pin Header

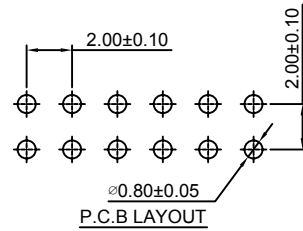
Reference Informations:

*Material:Pin:Brass/Gold over Nickel
Insulator:PBT,UL94V-0

*Mates with CJT A2005 series Dual Row Female Header

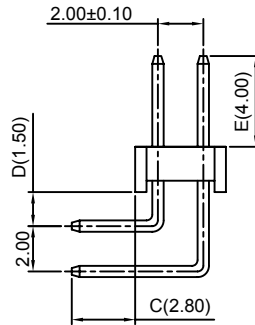
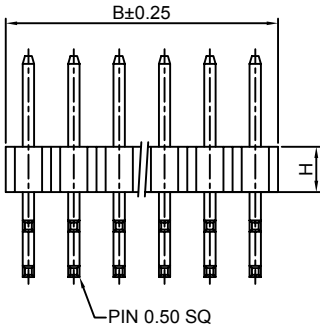
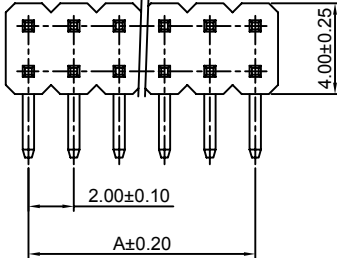
*Optional Dim. available but MOQ requested

*Color:Black



Ordering Information:
A2005WR-2xXP - *** - *** - ***

- Part No.
- Type(H):
(Blank):2.00mm
H15:1.50mm
- Material:
(Blank):PBT,UL94V-0
6T:Nylon 6T,UL94V-0
GWT:Nylon 6T,UL94V-0,GWT 750 °C
- Finish:
(blank):Gold-flash
G15:15µin (0.38µm) MIN.Select Gold(Mating Area)
100µin (2.54µm) MIN.Select Tin
G30:30µin (0.76µm) MIN.Select Gold(Mating Area)
100µin (2.54µm) MIN.Select Tin
I: Tin over Nickel



Ordering Information & Dimensions:

PART NO.	Dimensions		PART NO.	Dimensions	
	A	B		A	B
2x1P	----	2.00	2x21P	40.00	42.00
2x2P	2.00	4.00	2x22P	42.00	44.00
2x3P	4.00	6.00	2x23P	44.00	46.00
2x4P	6.00	8.00	2x24P	46.00	48.00
2x5P	8.00	10.00	2x25P	48.00	50.00
2x6P	10.00	12.00	2x26P	50.00	52.00
2x7P	12.00	14.00	2x27P	52.00	54.00
2x8P	14.00	16.00	2x28P	54.00	56.00
2x9P	16.00	18.00	2x29P	56.00	58.00
2x10P	18.00	20.00	2x30P	58.00	60.00
2x11P	20.00	22.00	2x31P	60.00	62.00
2x12P	22.00	24.00	2x32P	62.00	64.00
2x13P	24.00	26.00	2x33P	64.00	66.00
2x14P	26.00	28.00	2x34P	66.00	68.00
2x15P	28.00	30.00	2x35P	68.00	70.00
2x16P	30.00	32.00	2x36P	70.00	72.00
2x17P	32.00	34.00	2x37P	72.00	74.00
2x18P	34.00	36.00	2x38P	74.00	76.00
2x19P	36.00	38.00	2x39P	76.00	78.00
2x20P	38.00	40.00	2x40P	78.00	80.00

Unit: mm

A2005WVA-2xXP

2.00mm pitch 180° Dual Row Pin Header

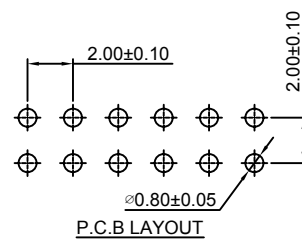
Reference Informations:

*Material:Pin:Brass/Gold over Nickel
Insulator:PBT,UL94V-0

*Mates with CJT A2005 series Dual Row Female Header

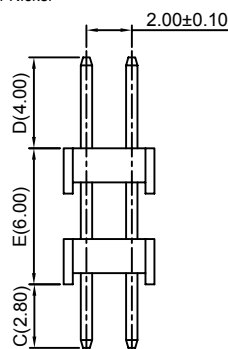
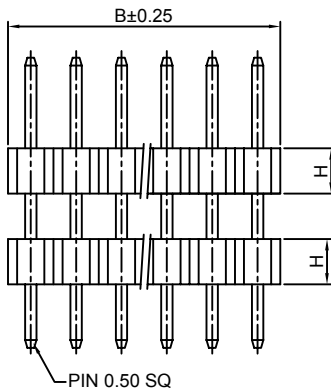
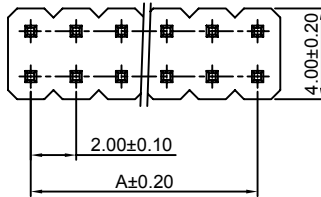
*Optional Dim. available but MOQ requested

*Color:Black



Ordering Information:
A2005WVA-2xXP - *** - *** - ***

- Part No.
- Type(H):
(Blank):2.00mm
H15:1.50mm
- Material:
(Blank):PBT,UL94V-0
6T:Nylon 6T,UL94V-0
GWT:Nylon 6T,UL94V-0,GWT 750 °C
- Finish:
(blank):Gold-flash
G15:15µin (0.38µm) MIN.Select Gold(Mating Area)
100µin (2.54µm) MIN.Select Tin
G30:30µin (0.76µm) MIN.Select Gold(Mating Area)
100µin (2.54µm) MIN.Select Tin
I: Tin over Nickel



Ordering Information & Dimensions:

PART NO.	Dimensions		PART NO.	Dimensions	
	A	B		A	B
2x1P	----	2.00	2x21P	40.00	42.00
2x2P	2.00	4.00	2x22P	42.00	44.00
2x3P	4.00	6.00	2x23P	44.00	46.00
2x4P	6.00	8.00	2x24P	46.00	48.00
2x5P	8.00	10.00	2x25P	48.00	50.00
2x6P	10.00	12.00	2x26P	50.00	52.00
2x7P	12.00	14.00	2x27P	52.00	54.00
2x8P	14.00	16.00	2x28P	54.00	56.00
2x9P	16.00	18.00	2x29P	56.00	58.00
2x10P	18.00	20.00	2x30P	58.00	60.00
2x11P	20.00	22.00	2x31P	60.00	62.00
2x12P	22.00	24.00	2x32P	62.00	64.00
2x13P	24.00	26.00	2x33P	64.00	66.00
2x14P	26.00	28.00	2x34P	66.00	68.00
2x15P	28.00	30.00	2x35P	68.00	70.00
2x16P	30.00	32.00	2x36P	70.00	72.00
2x17P	32.00	34.00	2x37P	72.00	74.00
2x18P	34.00	36.00	2x38P	74.00	76.00
2x19P	36.00	38.00	2x39P	76.00	78.00
2x20P	38.00	40.00	2x40P	78.00	80.00

Unit: mm

A2005WVA-2xXP-R

2.00mm pitch 180° Dual Row Pin Header

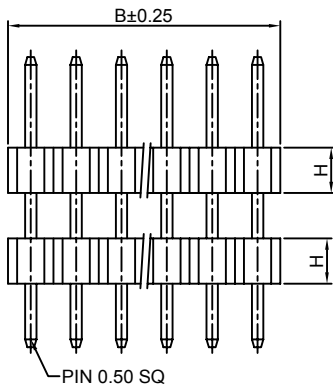
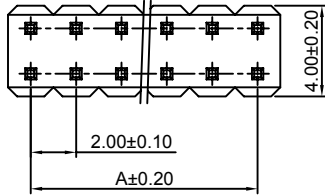
Reference Informations:

*Material:Pin:Brass/Gold over Nickel
Insulator:PBT,UL94V-0

*Mates with CJT A2005 series Dual Row Female Header

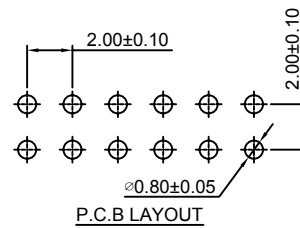
*Optional Dim. available but MOQ requested

*Color:Black



Ordering Information:
A2005WVA-2xXP-R - *** - *** - ***
1 2 3 4

- Part No.
- Type(H):
(Blank):2.00mm
H15:1.50mm
- Material:
(Blank):PBT,UL94V-0
6T:Nylon 6T,UL94V-0
GWT:Nylon 6T,UL94V-0,GWT 750 °C
- Finish:
(blank):Gold-flash
G15:15µin (0.38µm) MIN.Select Gold(Mating Area)
100µin (2.54µm) MIN.Select Tin
G30:30µin (0.76µm) MIN.Select Gold(Mating Area)
100µin (2.54µm) MIN.Select Tin
I:Tin over Nickel



Ordering Information & Dimensions:

PART NO.	Dimensions		PART NO.	Dimensions	
	A	B		A	B
2x2P	2.00	4.00	2x22P	42.00	44.00
2x3P	4.00	6.00	2x23P	44.00	46.00
2x4P	6.00	8.00	2x24P	46.00	48.00
2x5P	8.00	10.00	2x25P	48.00	50.00
2x6P	10.00	12.00	2x26P	50.00	52.00
2x7P	12.00	14.00	2x27P	52.00	54.00
2x8P	14.00	16.00	2x28P	54.00	56.00
2x9P	16.00	18.00	2x29P	56.00	58.00
2x10P	18.00	20.00	2x30P	58.00	60.00
2x11P	20.00	22.00	2x31P	60.00	62.00
2x12P	22.00	24.00	2x32P	62.00	64.00
2x13P	24.00	26.00	2x33P	64.00	66.00
2x14P	26.00	28.00	2x34P	66.00	68.00
2x15P	28.00	30.00	2x35P	68.00	70.00
2x16P	30.00	32.00	2x36P	70.00	72.00
2x17P	32.00	34.00	2x37P	72.00	74.00
2x18P	34.00	36.00	2x38P	74.00	76.00
2x19P	36.00	38.00	2x39P	76.00	78.00
2x20P	38.00	40.00	2x40P	78.00	80.00
2x21P	40.00	42.00			

Unit: mm

A2005WRA-2xXP

2.00mm pitch 90° Dual Row Pin Header

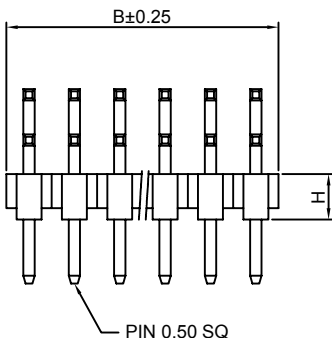
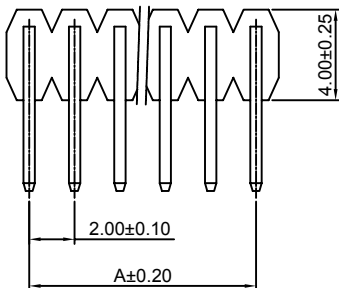
Reference Informations:

*Material:Pin:Brass/Gold over Nickel
Insulator:PBT+30%GF,UL94V-0

*Mates with CJT A2005 series Dual Row Female Header

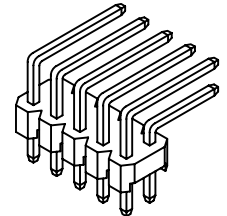
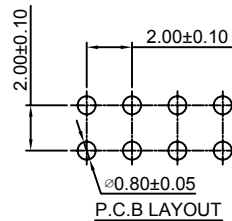
*Optional Dim. available but MOQ requested

*Color:Black



Ordering Information:
A2005WRA-2xXP - *** - *** - ***
1 2 3 4

- Part No.
- Type(H):
(Blank):2.00mm
H15:1.50mm
- Material:
(Blank):PBT,UL94V-0
6T:Nylon 6T,UL94V-0
GWT:Nylon 6T,UL94V-0,GWT 750 °C
- Finish:
(blank):Gold-flash
G15:15µin (0.38µm) MIN.Select Gold(Mating Area)
100µin (2.54µm) MIN.Select Tin
G30:30µin (0.76µm) MIN.Select Gold(Mating Area)
100µin (2.54µm) MIN.Select Tin
I:Tin over Nickel



Ordering Information & Dimensions:

PART NO.	Dimensions		PART NO.	Dimensions	
	A	B		A	B
2x1P	-----	2.00	2x21P	40.00	42.00
2x2P	2.00	4.00	2x22P	42.00	44.00
2x3P	4.00	6.00	2x23P	44.00	46.00
2x4P	6.00	8.00	2x24P	46.00	48.00
2x5P	8.00	10.00	2x25P	48.00	50.00
2x6P	10.00	12.00	2x26P	50.00	52.00
2x7P	12.00	14.00	2x27P	52.00	54.00
2x8P	14.00	16.00	2x28P	54.00	56.00
2x9P	16.00	18.00	2x29P	56.00	58.00
2x10P	18.00	20.00	2x30P	58.00	60.00
2x11P	20.00	22.00	2x31P	60.00	62.00
2x12P	22.00	24.00	2x32P	62.00	64.00
2x13P	24.00	26.00	2x33P	64.00	66.00
2x14P	26.00	28.00	2x34P	66.00	68.00
2x15P	28.00	30.00	2x35P	68.00	70.00
2x16P	30.00	32.00	2x36P	70.00	72.00
2x17P	32.00	34.00	2x37P	72.00	74.00
2x18P	34.00	36.00	2x38P	74.00	76.00
2x19P	36.00	38.00	2x39P	76.00	78.00
2x20P	38.00	40.00	2x40P	78.00	80.00

Unit: mm

A2005WVB-2xXP

2.00mm pitch 180° Dual Row Pin Header

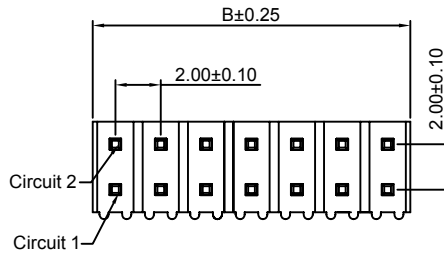
Reference Informations:

*Material:Pin:Brass/Gold over Nickel
Insulator:PBT,UL94V-0

*Mates with CJT A2005 series Dual Row Female Header

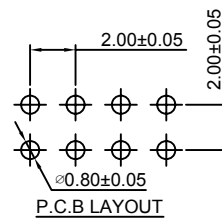
*Optional Dim. available but MOQ requested

*Color:Black



Ordering Information:
A2005WVB-2xXP - *** - ***
1 2 3

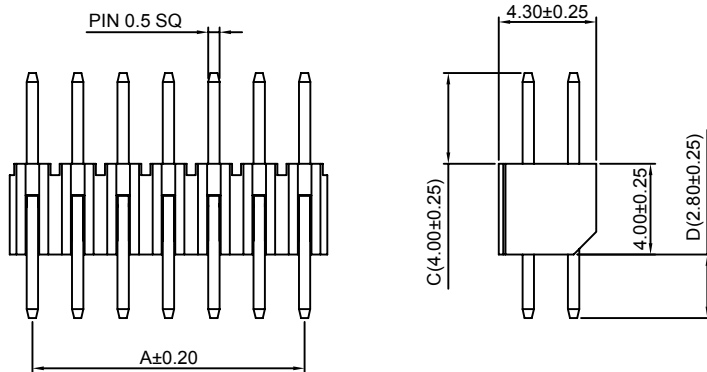
- Part No
- Material:
(Blank):PBT,UL94V-0
6T:Nylon 6T,UL94V-0
GWT:Nylon 6T,UL94V-0,GWT 750 °C
- Finish:
(blank):Gold-flash
G15:15µin (0.38µm) MIN.Select Gold(Mating Area)
100µin (2.54µm) MIN.Select Tin
G30:30µin (0.76µm) MIN.Select Gold(Mating Area)
100µin (2.54µm) MIN.Select Tin
T: Tin over Nickel



Ordering Information & Dimensions:

PART NO.	Dimensions		PART NO.	Dimensions	
	A	B		A	B
2x2P	2.00	4.00	2x22P	42.00	44.00
2x3P	4.00	6.00	2x23P	44.00	46.00
2x4P	6.00	8.00	2x24P	46.00	48.00
2x5P	8.00	10.00	2x25P	48.00	50.00
2x6P	10.00	12.00	2x26P	50.00	52.00
2x7P	12.00	14.00	2x27P	52.00	54.00
2x8P	14.00	16.00	2x28P	54.00	56.00
2x9P	16.00	18.00	2x29P	56.00	58.00
2x10P	18.00	20.00	2x30P	58.00	60.00
2x11P	20.00	22.00	2x31P	60.00	62.00
2x12P	22.00	24.00	2x32P	62.00	64.00
2x13P	24.00	26.00	2x33P	64.00	66.00
2x14P	26.00	28.00	2x34P	66.00	68.00
2x15P	28.00	30.00	2x35P	68.00	70.00
2x16P	30.00	32.00	2x36P	70.00	72.00
2x17P	32.00	34.00	2x37P	72.00	74.00
2x18P	34.00	36.00	2x38P	74.00	76.00
2x19P	36.00	38.00	2x39P	76.00	78.00
2x20P	38.00	40.00	2x40P	78.00	80.00
2x21P	40.00	42.00			

Unit: mm



A2005WRB-2xXP

2.00mm pitch 90° Dual Row Pin Header

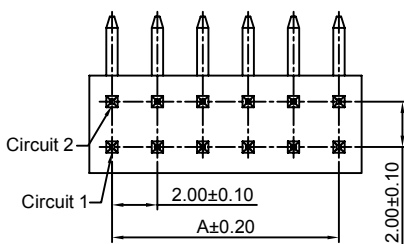
Reference Informations:

*Material:Pin:Brass/Gold over Nickel
Insulator:PBT,UL94V-0

*Mates with CJT A2005 series Dual Row Female Header

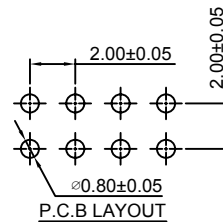
*Optional Dim. available but MOQ requested

*Color:Black



Ordering Information:
A2005WRB-2xXP - *** - ***
1 2 3

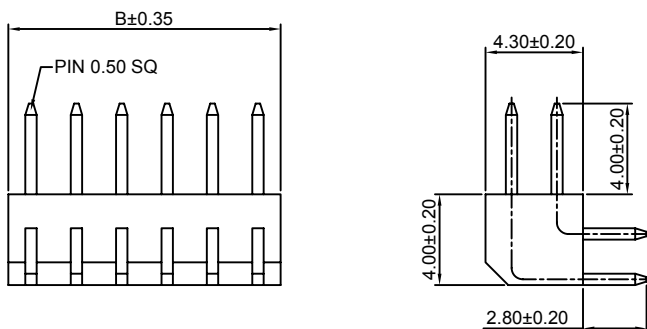
- Part No
- Material:
(Blank):PBT,UL94V-0
6T:Nylon 6T,UL94V-0
GWT:Nylon 6T,UL94V-0,GWT 750 °C
- Finish:
(blank):Gold-flash
G15:15µin (0.38µm) MIN.Select Gold(Mating Area)
100µin (2.54µm) MIN.Select Tin
G30:30µin (0.76µm) MIN.Select Gold(Mating Area)
100µin (2.54µm) MIN.Select Tin
T: Tin over Nickel



Ordering Information & Dimensions:

PART NO.	Dimensions		PART NO.	Dimensions	
	A	B		A	B
2x2P	2.00	4.00	2x22P	42.00	44.00
2x3P	4.00	6.00	2x23P	44.00	46.00
2x4P	6.00	8.00	2x24P	46.00	48.00
2x5P	8.00	10.00	2x25P	48.00	50.00
2x6P	10.00	12.00	2x26P	50.00	52.00
2x7P	12.00	14.00	2x27P	52.00	54.00
2x8P	14.00	16.00	2x28P	54.00	56.00
2x9P	16.00	18.00	2x29P	56.00	58.00
2x10P	18.00	20.00	2x30P	58.00	60.00
2x11P	20.00	22.00	2x31P	60.00	62.00
2x12P	22.00	24.00	2x32P	62.00	64.00
2x13P	24.00	26.00	2x33P	64.00	66.00
2x14P	26.00	28.00	2x34P	66.00	68.00
2x15P	28.00	30.00	2x35P	68.00	70.00
2x16P	30.00	32.00	2x36P	70.00	72.00
2x17P	32.00	34.00	2x37P	72.00	74.00
2x18P	34.00	36.00	2x38P	74.00	76.00
2x19P	36.00	38.00	2x39P	76.00	78.00
2x20P	38.00	40.00	2x40P	78.00	80.00
2x21P	40.00	42.00			

Unit: mm



A2005WRD-2xXP — 2.00mm pitch 90° Dual Row Pin Header

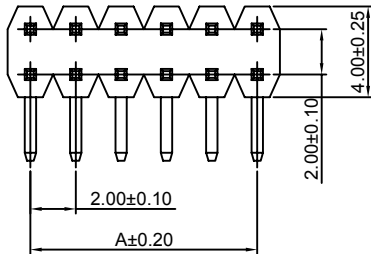
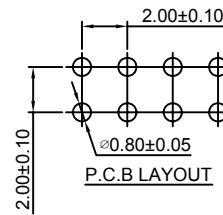
Reference Informations:

*Material: Pin: Brass/Gold over Nickel
Insulator: PBT, UL94V-0

*Mates with CJT A2005 series Dual Row Female Header

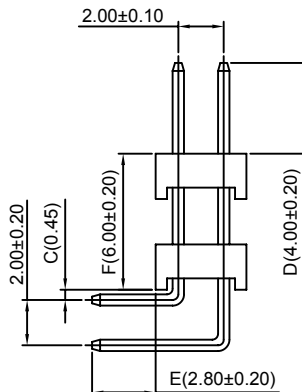
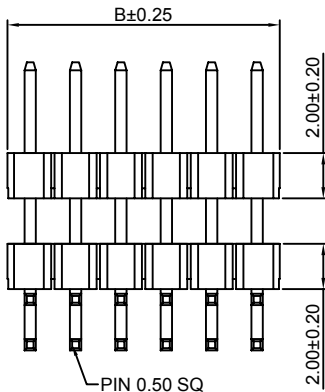
*Optional Dim. available but MOQ requested

*Color: Black



Ordering Information:
A2005WRD-2xXP - *** - ***
1 2 3

- Part No.
- Material:
(Blank): PBT, UL94V-0
6T: Nylon 6T, UL94V-0
GWT: Nylon 6T, UL94V-0, GWT 750 °C
- Finish:
(blank): Gold-flash
G15: 15µin (0.38µm) MIN. Select Gold (Mating Area)
100µin (2.54µm) MIN. Select Tin
G30: 30µin (0.76µm) MIN. Select Gold (Mating Area)
100µin (2.54µm) MIN. Select Tin
I: Tin over Nickel



Ordering Information & Dimensions:

PART NO.	Dimensions		PART NO.	Dimensions	
	A	B		A	B
2x2P	2.00	4.00	2x22P	42.00	44.00
2x3P	4.00	6.00	2x23P	44.00	46.00
2x4P	6.00	8.00	2x24P	46.00	48.00
2x5P	8.00	10.00	2x25P	48.00	50.00
2x6P	10.00	12.00	2x26P	50.00	52.00
2x7P	12.00	14.00	2x27P	52.00	54.00
2x8P	14.00	16.00	2x28P	54.00	56.00
2x9P	16.00	18.00	2x29P	56.00	58.00
2x10P	18.00	20.00	2x30P	58.00	60.00
2x11P	20.00	22.00	2x31P	60.00	62.00
2x12P	22.00	24.00	2x32P	62.00	64.00
2x13P	24.00	26.00	2x33P	64.00	66.00
2x14P	26.00	28.00	2x34P	66.00	68.00
2x15P	28.00	30.00	2x35P	68.00	70.00
2x16P	30.00	32.00	2x36P	70.00	72.00
2x17P	32.00	34.00	2x37P	72.00	74.00
2x18P	34.00	36.00	2x38P	74.00	76.00
2x19P	36.00	38.00	2x39P	76.00	78.00
2x20P	38.00	40.00	2x40P	78.00	80.00
2x21P	40.00	42.00			

Unit: mm

A2005WRD-2xXP-R — 2.00mm pitch 90° Dual Row Pin Header

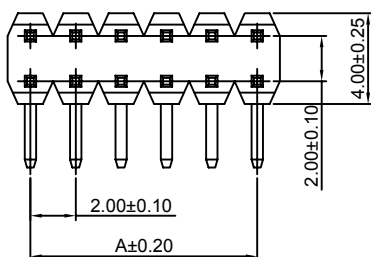
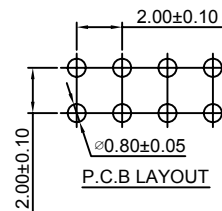
Reference Informations:

*Material: Pin: Brass/Gold over Nickel
Insulator: PBT, UL94V-0

*Mates with CJT A2005 series Dual Row Female Header

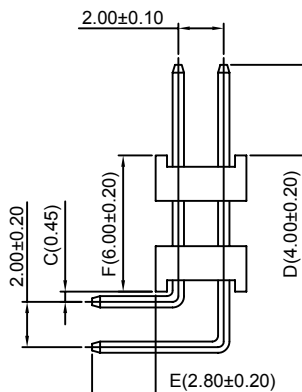
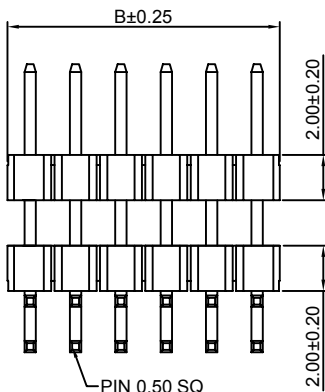
*Optional Dim. available but MOQ requested

*Color: Black



Ordering Information:
A2005WRD-2xXP-R - *** - ***
1 2 3

- Part No.
- Material:
(Blank): PBT, UL94V-0
6T: Nylon 6T, UL94V-0
GWT: Nylon 6T, UL94V-0, GWT 750 °C
- Finish:
(blank): Gold-flash
G15: 15µin (0.38µm) MIN. Select Gold (Mating Area)
100µin (2.54µm) MIN. Select Tin
G30: 30µin (0.76µm) MIN. Select Gold (Mating Area)
100µin (2.54µm) MIN. Select Tin
I: Tin over Nickel



Ordering Information & Dimensions:

PART NO.	Dimensions		PART NO.	Dimensions	
	A	B		A	B
2x2P	2.00	4.00	2x22P	42.00	44.00
2x3P	4.00	6.00	2x23P	44.00	46.00
2x4P	6.00	8.00	2x24P	46.00	48.00
2x5P	8.00	10.00	2x25P	48.00	50.00
2x6P	10.00	12.00	2x26P	50.00	52.00
2x7P	12.00	14.00	2x27P	52.00	54.00
2x8P	14.00	16.00	2x28P	54.00	56.00
2x9P	16.00	18.00	2x29P	56.00	58.00
2x10P	18.00	20.00	2x30P	58.00	60.00
2x11P	20.00	22.00	2x31P	60.00	62.00
2x12P	22.00	24.00	2x32P	62.00	64.00
2x13P	24.00	26.00	2x33P	64.00	66.00
2x14P	26.00	28.00	2x34P	66.00	68.00
2x15P	28.00	30.00	2x35P	68.00	70.00
2x16P	30.00	32.00	2x36P	70.00	72.00
2x17P	32.00	34.00	2x37P	72.00	74.00
2x18P	34.00	36.00	2x38P	74.00	76.00
2x19P	36.00	38.00	2x39P	76.00	78.00
2x20P	38.00	40.00	2x40P	78.00	80.00
2x21P	40.00	42.00			

Unit: mm

A2005WRR-2xXP

2.00mm pitch 180° Dual Row Pin Header

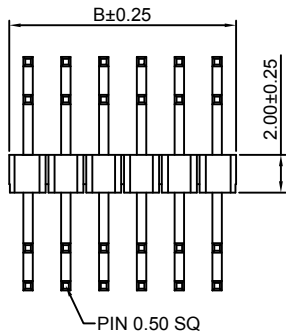
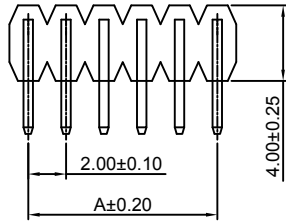
Reference Informations:

*Material:Pin:Brass/Gold over Nickel
Insulator:PBT,UL94V-0

*Mates with CJT A2005 series Dual Row Female Header

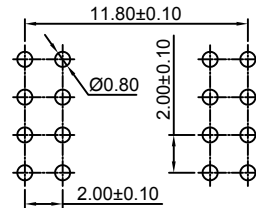
*Optional Dim. available but MOQ requested

*Color:Black



Ordering Information:
A2005WRR-2xXP - *** - ***
1 2 3

- Part No.
- Material:
(Blank):PBT,UL94V-0
6T:Nylon 6T,UL94V-0
GWT:Nylon 6T,UL94V-0,GWT 750 °C
- Finish:
(blank):Gold-flash
G15:15µin (0.38µm) MIN.Select Gold(Mating Area)
100µin (2.54µm) MIN.Select Tin
G30:30µin (0.76µm) MIN.Select Gold(Mating Area)
100µin (2.54µm) MIN.Select Tin
I:Tin over Nickel



P.C.B LAYOUT

Ordering Information & Dimensions:

PART NO.	Dimensions		PART NO.	Dimensions	
	A	B		A	B
2x2P	2.00	4.00	2x22P	42.00	44.00
2x3P	4.00	6.00	2x23P	44.00	46.00
2x4P	6.00	8.00	2x24P	46.00	48.00
2x5P	8.00	10.00	2x25P	48.00	50.00
2x6P	10.00	12.00	2x26P	50.00	52.00
2x7P	12.00	14.00	2x27P	52.00	54.00
2x8P	14.00	16.00	2x28P	54.00	56.00
2x9P	16.00	18.00	2x29P	56.00	58.00
2x10P	18.00	20.00	2x30P	58.00	60.00
2x11P	20.00	22.00	2x31P	60.00	62.00
2x12P	22.00	24.00	2x32P	62.00	64.00
2x13P	24.00	26.00	2x33P	64.00	66.00
2x14P	26.00	28.00	2x34P	66.00	68.00
2x15P	28.00	30.00	2x35P	68.00	70.00
2x16P	30.00	32.00	2x36P	70.00	72.00
2x17P	32.00	34.00	2x37P	72.00	74.00
2x18P	34.00	36.00	2x38P	74.00	76.00
2x19P	36.00	38.00	2x39P	76.00	78.00
2x20P	38.00	40.00	2x40P	78.00	80.00
2x21P	40.00	42.00			

Unit: mm

A2005WV-S-2xXP

2.00mm pitch 180° Dual Row Pin Header-SMT TYPE

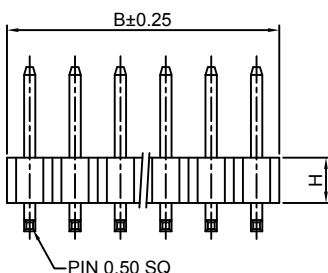
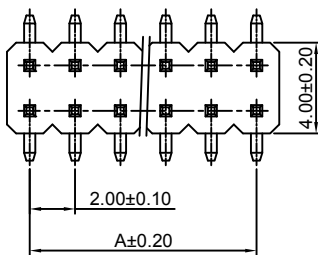
Reference Informations:

*Material:Pin:Brass/Gold over Nickel
Insulator:Nylon 6T,UL94V-0

*Mates with CJT A2005 series Dual Row Female Header

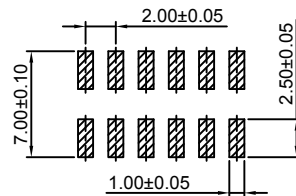
*Optional Dim. available but MOQ requested

*Color:Black



Ordering Information:
A2005WV-S-2xXP - *** - *** - ***
1 2 3 4

- Part No.
- Type(H):
(Blank):2.00mm
H15:1.50mm
- Material:
(Blank):Nylon 6T,UL94V-0
GWT:Nylon 6T,UL94V-0,GWT 750 °C
- Finish:
(blank):Gold-flash
G15:15µin (0.38µm) MIN.Select Gold(Mating Area)
100µin (2.54µm) MIN.Select Tin
G30:30µin (0.76µm) MIN.Select Gold(Mating Area)
100µin (2.54µm) MIN.Select Tin
I:Tin over Nickel



P.C.B LAYOUT

Ordering Information & Dimensions:

PART NO.	Dimensions		PART NO.	Dimensions	
	A	B		A	B
2x2P	2.00	4.00	2x22P	42.00	44.00
2x3P	4.00	6.00	2x23P	44.00	46.00
2x4P	6.00	8.00	2x24P	46.00	48.00
2x5P	8.00	10.00	2x25P	48.00	50.00
2x6P	10.00	12.00	2x26P	50.00	52.00
2x7P	12.00	14.00	2x27P	52.00	54.00
2x8P	14.00	16.00	2x28P	54.00	56.00
2x9P	16.00	18.00	2x29P	56.00	58.00
2x10P	18.00	20.00	2x30P	58.00	60.00
2x11P	20.00	22.00	2x31P	60.00	62.00
2x12P	22.00	24.00	2x32P	62.00	64.00
2x13P	24.00	26.00	2x33P	64.00	66.00
2x14P	26.00	28.00	2x34P	66.00	68.00
2x15P	28.00	30.00	2x35P	68.00	70.00
2x16P	30.00	32.00	2x36P	70.00	72.00
2x17P	32.00	34.00	2x37P	72.00	74.00
2x18P	34.00	36.00	2x38P	74.00	76.00
2x19P	36.00	38.00	2x39P	76.00	78.00
2x20P	38.00	40.00	2x40P	78.00	80.00
2x21P	40.00	42.00			

Unit: mm

A2005WR-S-2xXP

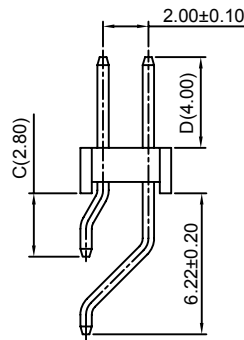
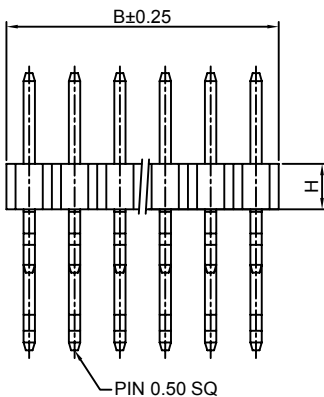
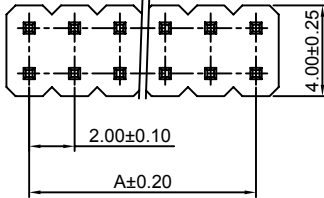
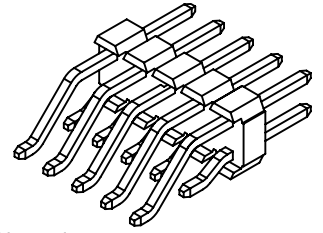
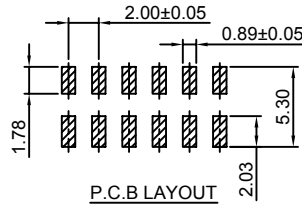
2.00mm pitch 90° Dual Row Pin Header-SMT TYPE

Reference Informations:

- *Material:Pin:Brass/Gold over Nickel
Insulator:Nylon 6T,UL94V-0
- *Mates with CJT A2005 series Dual Row Female Header
- *Optional Dim. available but MOQ requested
- *Color:Black

Ordering Information:
A2005WR-S-2xXP - *** - *** - ***
1 2 3 4

- 1.Part No.
- 2.Type(H):
(Blank):2.00mm
H15:1.50mm
- 3.Material:
(Blank):Nylon 6T,UL94V-0
GWT:Nylon 6T,UL94V-0,GWT 750 °C
- 4.Finish:
(blank):Gold-flash
G15:15µin (0.38µm) MIN.Select Gold(Mating Area)
100µin (2.54µm) MIN.Select Tin
G30:30µin (0.76µm) MIN.Select Gold(Mating Area)
100µin (2.54µm) MIN.Select Tin
T: Tin over Nickel



Ordering Information & Dimensions:

PART NO.	Dimensions		PART NO.	Dimensions	
	A	B		A	B
2x2P	2.00	4.00	2x22P	42.00	44.00
2x3P	4.00	6.00	2x23P	44.00	46.00
2x4P	6.00	8.00	2x24P	46.00	48.00
2x5P	8.00	10.00	2x25P	48.00	50.00
2x6P	10.00	12.00	2x26P	50.00	52.00
2x7P	12.00	14.00	2x27P	52.00	54.00
2x8P	14.00	16.00	2x28P	54.00	56.00
2x9P	16.00	18.00	2x29P	56.00	58.00
2x10P	18.00	20.00	2x30P	58.00	60.00
2x11P	20.00	22.00	2x31P	60.00	62.00
2x12P	22.00	24.00	2x32P	62.00	64.00
2x13P	24.00	26.00	2x33P	64.00	66.00
2x14P	26.00	28.00	2x34P	66.00	68.00
2x15P	28.00	30.00	2x35P	68.00	70.00
2x16P	30.00	32.00	2x36P	70.00	72.00
2x17P	32.00	34.00	2x37P	72.00	74.00
2x18P	34.00	36.00	2x38P	74.00	76.00
2x19P	36.00	38.00	2x39P	76.00	78.00
2x20P	38.00	40.00	2x40P	78.00	80.00
2x21P	40.00	42.00			

Unit: mm

A2005WV-S-F-2xXP

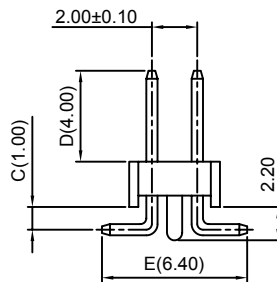
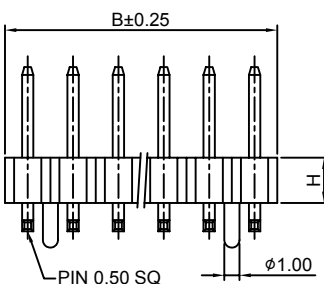
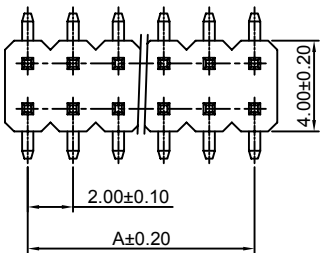
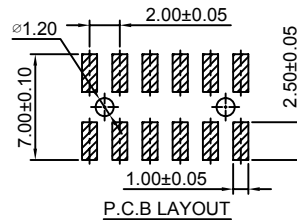
2.00mm pitch 180° Dual Row Pin Header-SMT TYPE

Reference Informations:

- *Material:Pin:Brass/Gold over Nickel
Insulator:Nylon 6T,UL94V-0
- *Mates with CJT A2005 series Dual Row Female Header
- *Optional Dim. available but MOQ requested
- *Color:Black

Ordering Information:
A2005WV-S-F-2xXP - *** - *** - ***
1 2 3 4

- 1.Part No.
- 2.Type(H):
(Blank):2.00mm
H15:1.50mm
- 3.Material:
(Blank):Nylon 6T,UL94V-0
GWT:Nylon 6T,UL94V-0,GWT 750 °C
- 4.Finish:
(blank):Gold-flash
G15:15µin (0.38µm) MIN.Select Gold(Mating Area)
100µin (2.54µm) MIN.Select Tin
G30:30µin (0.76µm) MIN.Select Gold(Mating Area)
100µin (2.54µm) MIN.Select Tin
T: Tin over Nickel



Ordering Information & Dimensions:

PART NO.	Dimensions		PART NO.	Dimensions	
	A	B		A	B
2x2P	2.00	4.00	2x22P	42.00	44.00
2x3P	4.00	6.00	2x23P	44.00	46.00
2x4P	6.00	8.00	2x24P	46.00	48.00
2x5P	8.00	10.00	2x25P	48.00	50.00
2x6P	10.00	12.00	2x26P	50.00	52.00
2x7P	12.00	14.00	2x27P	52.00	54.00
2x8P	14.00	16.00	2x28P	54.00	56.00
2x9P	16.00	18.00	2x29P	56.00	58.00
2x10P	18.00	20.00	2x30P	58.00	60.00
2x11P	20.00	22.00	2x31P	60.00	62.00
2x12P	22.00	24.00	2x32P	62.00	64.00
2x13P	24.00	26.00	2x33P	64.00	66.00
2x14P	26.00	28.00	2x34P	66.00	68.00
2x15P	28.00	30.00	2x35P	68.00	70.00
2x16P	30.00	32.00	2x36P	70.00	72.00
2x17P	32.00	34.00	2x37P	72.00	74.00
2x18P	34.00	36.00	2x38P	74.00	76.00
2x19P	36.00	38.00	2x39P	76.00	78.00
2x20P	38.00	40.00	2x40P	78.00	80.00
2x21P	40.00	42.00			

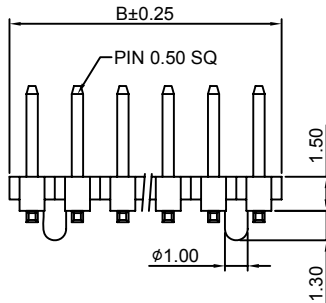
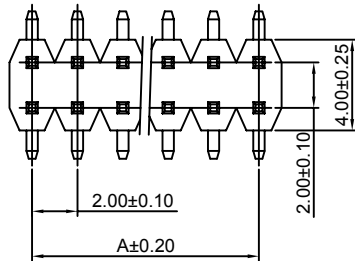
Unit: mm

A2005WV-S-F1-2xXP-H15

2.00mm pitch 180° Dual Row Pin Header-SMT TYPE

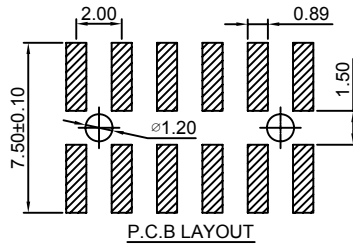
Reference Informations:

- *Material:Pin:Brass/Gold over Nickel
Insulator:Nylon 6T,UL94V-0
- *Mates with CJT A2005 series Dual Row Female Header
- *Optional Dim. available but MOQ requested
- *Color:Black



Ordering Information:
A2005WV-S-F1-2xXP-H15 - *** - ***
1 2 3

- Part No.
- Material:
(Blank):Nylon 6T,UL94V-0
GWT:Nylon 6T,UL94V-0,GWT 750 °C
- Finish:
(blank):Gold-flash
G15:15µin (0.38µm) MIN.Select Gold(Mating Area)
100µin (2.54µm) MIN.Select Tin
G30:30µin (0.76µm) MIN.Select Gold(Mating Area)
100µin (2.54µm) MIN.Select Tin
I:Tin over Nickel



Ordering Information & Dimensions:

PART NO.	Dimensions		PART NO.	Dimensions	
	A	B		A	B
2x2P	2.00	4.00	2x22P	42.00	44.00
2x3P	4.00	6.00	2x23P	44.00	46.00
2x4P	6.00	8.00	2x24P	46.00	48.00
2x5P	8.00	10.00	2x25P	48.00	50.00
2x6P	10.00	12.00	2x26P	50.00	52.00
2x7P	12.00	14.00	2x27P	52.00	54.00
2x8P	14.00	16.00	2x28P	54.00	56.00
2x9P	16.00	18.00	2x29P	56.00	58.00
2x10P	18.00	20.00	2x30P	58.00	60.00
2x11P	20.00	22.00	2x31P	60.00	62.00
2x12P	22.00	24.00	2x32P	62.00	64.00
2x13P	24.00	26.00	2x33P	64.00	66.00
2x14P	26.00	28.00	2x34P	66.00	68.00
2x15P	28.00	30.00	2x35P	68.00	70.00
2x16P	30.00	32.00	2x36P	70.00	72.00
2x17P	32.00	34.00	2x37P	72.00	74.00
2x18P	34.00	36.00	2x38P	74.00	76.00
2x19P	36.00	38.00	2x39P	76.00	78.00
2x20P	38.00	40.00	2x40P	78.00	80.00
2x21P	40.00	42.00			

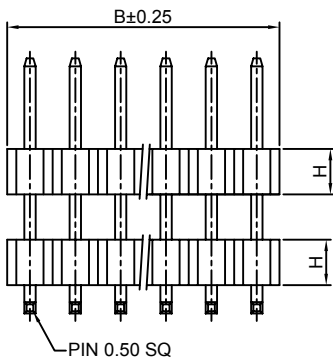
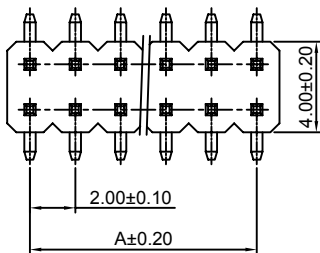
Unit: mm

A2005WVA-S-2xXP

2.00mm pitch 180° Dual Row Pin Header-SMT TYPE

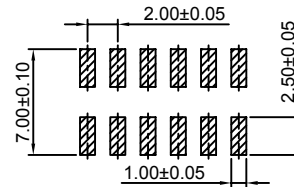
Reference Informations:

- *Material:Pin:Brass/Gold over Nickel
Insulator:Nylon 6T,UL94V-0
- *Mates with CJT A2005 series Dual Row Female Header
- *Optional Dim. available but MOQ requested
- *Color:Black



Ordering Information:
A2005WVA-S-2xXP - *** - *** - ***
1 2 3 4

- Part No.
- Type(H):
(Blank):2.00mm
H15:1.50mm
- Material:
(Blank):Nylon 6T,UL94V-0
GWT:Nylon 6T,UL94V-0,GWT 750 °C
- Finish:
(blank):Gold-flash
G15:15µin (0.38µm) MIN.Select Gold(Mating Area)
100µin (2.54µm) MIN.Select Tin
G30:30µin (0.76µm) MIN.Select Gold(Mating Area)
100µin (2.54µm) MIN.Select Tin
I:Tin over Nickel



P.C.B LAYOUT

Ordering Information & Dimensions:

PART NO.	Dimensions		PART NO.	Dimensions	
	A	B		A	B
2x2P	2.00	4.00	2x22P	42.00	44.00
2x3P	4.00	6.00	2x23P	44.00	46.00
2x4P	6.00	8.00	2x24P	46.00	48.00
2x5P	8.00	10.00	2x25P	48.00	50.00
2x6P	10.00	12.00	2x26P	50.00	52.00
2x7P	12.00	14.00	2x27P	52.00	54.00
2x8P	14.00	16.00	2x28P	54.00	56.00
2x9P	16.00	18.00	2x29P	56.00	58.00
2x10P	18.00	20.00	2x30P	58.00	60.00
2x11P	20.00	22.00	2x31P	60.00	62.00
2x12P	22.00	24.00	2x32P	62.00	64.00
2x13P	24.00	26.00	2x33P	64.00	66.00
2x14P	26.00	28.00	2x34P	66.00	68.00
2x15P	28.00	30.00	2x35P	68.00	70.00
2x16P	30.00	32.00	2x36P	70.00	72.00
2x17P	32.00	34.00	2x37P	72.00	74.00
2x18P	34.00	36.00	2x38P	74.00	76.00
2x19P	36.00	38.00	2x39P	76.00	78.00
2x20P	38.00	40.00	2x40P	78.00	80.00
2x21P	40.00	42.00			

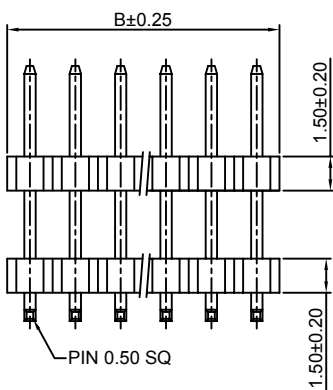
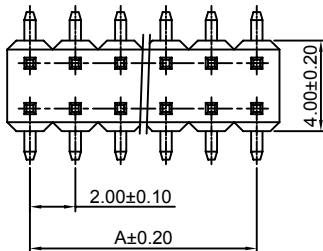
Unit: mm

A2005WVA-S-2xXP-H15-R

2.00mm pitch 180° Dual Row Pin Header - SMT TYPE

Reference Informations:

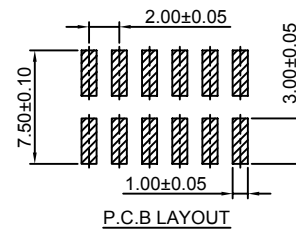
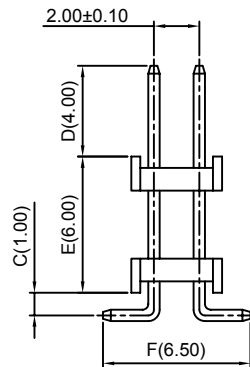
- *Material: Pin: Brass/Gold over Nickel
Insulator: Nylon 6T, UL94V-0
- *Mates with CJT A2005 series Dual Row Female Header
- *Optional Dim. available but MOQ requested
- *Color: Black



Ordering Information:

A2005WVA-S-2xXP-H15-R - *** - ***
1 2 3

- Part No.
- Material:
(Blank): Nylon 6T, UL94V-0
GWT: Nylon 6T, UL94V-0, GWT 750 °C
- Finish:
(blank): Gold-flash
G15: 15µm (0.38µm) MIN. Select Gold (Mating Area)
100µm (2.54µm) MIN. Select Tin
G30: 30µm (0.76µm) MIN. Select Gold (Mating Area)
100µm (2.54µm) MIN. Select Tin
I: Tin over Nickel



Ordering Information & Dimensions:

PART NO.	Dimensions		PART NO.	Dimensions	
	A	B		A	B
2x2P	2.00	4.00	2x22P	42.00	44.00
2x3P	4.00	6.00	2x23P	44.00	46.00
2x4P	6.00	8.00	2x24P	46.00	48.00
2x5P	8.00	10.00	2x25P	48.00	50.00
2x6P	10.00	12.00	2x26P	50.00	52.00
2x7P	12.00	14.00	2x27P	52.00	54.00
2x8P	14.00	16.00	2x28P	54.00	56.00
2x9P	16.00	18.00	2x29P	56.00	58.00
2x10P	18.00	20.00	2x30P	58.00	60.00
2x11P	20.00	22.00	2x31P	60.00	62.00
2x12P	22.00	24.00	2x32P	62.00	64.00
2x13P	24.00	26.00	2x33P	64.00	66.00
2x14P	26.00	28.00	2x34P	66.00	68.00
2x15P	28.00	30.00	2x35P	68.00	70.00
2x16P	30.00	32.00	2x36P	70.00	72.00
2x17P	32.00	34.00	2x37P	72.00	74.00
2x18P	34.00	36.00	2x38P	74.00	76.00
2x19P	36.00	38.00	2x39P	76.00	78.00
2x20P	38.00	40.00	2x40P	78.00	80.00
2x21P	40.00	42.00			

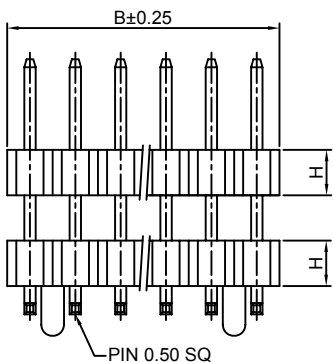
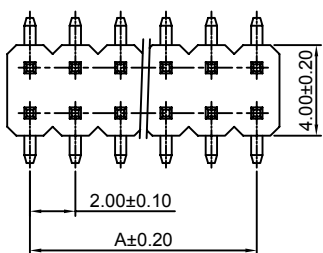
Unit: mm

A2005WVA-S-F-2xXP

2.00mm pitch 180° Dual Row Pin Header-SMT TYPE

Reference Informations:

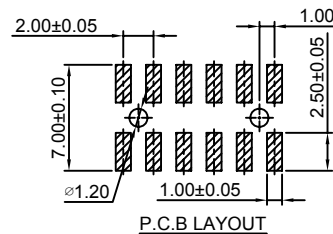
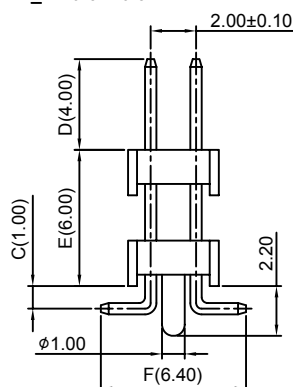
- *Material: Pin: Brass/Gold over Nickel
Insulator: Nylon 6T, UL94V-0
- *Mates with CJT A2005 series Dual Row Female Header
- *Optional Dim. available but MOQ requested
- *Color: Black



Ordering Information:

A2005WVA-S-F-2xXP - *** - *** - ***
1 2 3 4

- Part No.
- Type(H):
(Blank): 2.00mm
H15: 1.50mm
- Material:
(Blank): Nylon 6T, UL94V-0
GWT: Nylon 6T, UL94V-0, GWT 750 °C
- Finish:
(blank): Gold-flash
G15: 15µm (0.38µm) MIN. Select Gold (Mating Area)
100µm (2.54µm) MIN. Select Tin
G30: 30µm (0.76µm) MIN. Select Gold (Mating Area)
100µm (2.54µm) MIN. Select Tin
I: Tin over Nickel



Ordering Information & Dimensions:

PART NO.	Dimensions		PART NO.	Dimensions	
	A	B		A	B
2x2P	2.00	4.00	2x22P	42.00	44.00
2x3P	4.00	6.00	2x23P	44.00	46.00
2x4P	6.00	8.00	2x24P	46.00	48.00
2x5P	8.00	10.00	2x25P	48.00	50.00
2x6P	10.00	12.00	2x26P	50.00	52.00
2x7P	12.00	14.00	2x27P	52.00	54.00
2x8P	14.00	16.00	2x28P	54.00	56.00
2x9P	16.00	18.00	2x29P	56.00	58.00
2x10P	18.00	20.00	2x30P	58.00	60.00
2x11P	20.00	22.00	2x31P	60.00	62.00
2x12P	22.00	24.00	2x32P	62.00	64.00
2x13P	24.00	26.00	2x33P	64.00	66.00
2x14P	26.00	28.00	2x34P	66.00	68.00
2x15P	28.00	30.00	2x35P	68.00	70.00
2x16P	30.00	32.00	2x36P	70.00	72.00
2x17P	32.00	34.00	2x37P	72.00	74.00
2x18P	34.00	36.00	2x38P	74.00	76.00
2x19P	36.00	38.00	2x39P	76.00	78.00
2x20P	38.00	40.00	2x40P	78.00	80.00
2x21P	40.00	42.00			

Unit: mm

A2005WVA-S-F-2xXP-H15-R

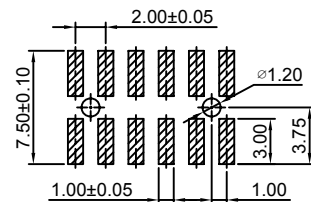
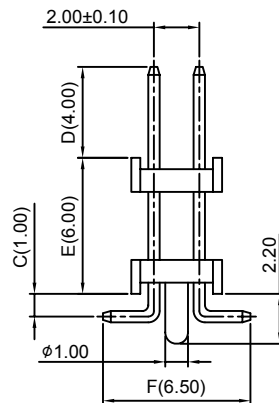
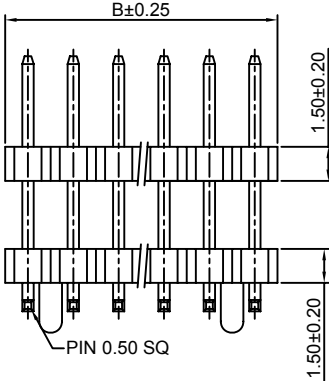
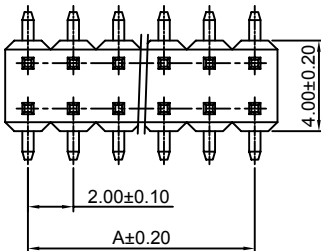
2.00mm pitch 180° Dual Row Pin Header - SMT TYPE

Reference Informations:

- *Material: Pin: Brass/Gold over Nickel
Insulator: Nylon 6T, UL94V-0
- *Mates with CJT A2005 series Dual Row Female Header
- *Optional Dim. available but MOQ requested
- *Color: Black

Ordering Information:
A2005WVA-S-F-2xXP-H15-R - *** - ***
1 2 3

- Part No.
- Material:
(Blank): Nylon 6T, UL94V-0
GWT: Nylon 6T, UL94V-0, GWT 750 °C
- Finish:
(blank): Gold-flash
G15: 15µin (0.38µm) MIN. Select Gold (Mating Area)
100µin (2.54µm) MIN. Select Tin
G30: 30µin (0.76µm) MIN. Select Gold (Mating Area)
100µin (2.54µm) MIN. Select Tin
T: Tin over Nickel



P.C.B LAYOUT

Ordering Information & Dimensions:

PART NO.	Dimensions		PART NO.	Dimensions	
	A	B		A	B
2x2P	2.00	4.00	2x22P	42.00	44.00
2x3P	4.00	6.00	2x23P	44.00	46.00
2x4P	6.00	8.00	2x24P	46.00	48.00
2x5P	8.00	10.00	2x25P	48.00	50.00
2x6P	10.00	12.00	2x26P	50.00	52.00
2x7P	12.00	14.00	2x27P	52.00	54.00
2x8P	14.00	16.00	2x28P	54.00	56.00
2x9P	16.00	18.00	2x29P	56.00	58.00
2x10P	18.00	20.00	2x30P	58.00	60.00
2x11P	20.00	22.00	2x31P	60.00	62.00
2x12P	22.00	24.00	2x32P	62.00	64.00
2x13P	24.00	26.00	2x33P	64.00	66.00
2x14P	26.00	28.00	2x34P	66.00	68.00
2x15P	28.00	30.00	2x35P	68.00	70.00
2x16P	30.00	32.00	2x36P	70.00	72.00
2x17P	32.00	34.00	2x37P	72.00	74.00
2x18P	34.00	36.00	2x38P	74.00	76.00
2x19P	36.00	38.00	2x39P	76.00	78.00
2x20P	38.00	40.00	2x40P	78.00	80.00
2x21P	40.00	42.00			

Unit: mm

A2005WV-3xXP

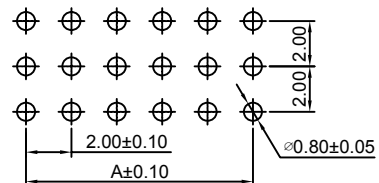
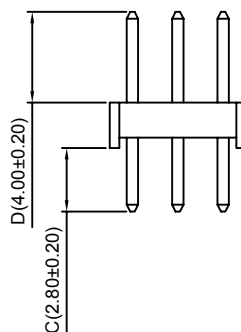
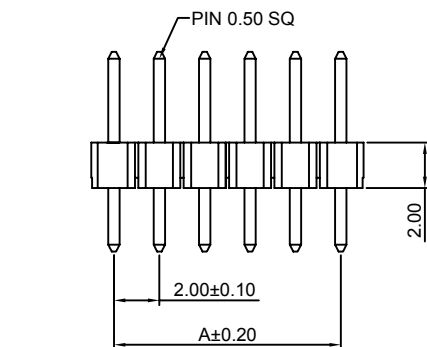
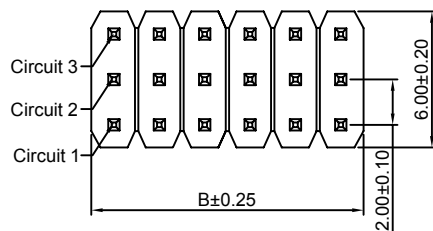
2.00mm Pitch 180° Triple Row Pin Header

Reference Informations:

- *Material: Pin: Brass/Gold over Nickel
Insulator: PBT, UL94V-0
- *Mates with CJT A2005 series Triple Row Female Header
- *Optional Dim. available but MOQ requested
- *Color: Black

Ordering Information:
A2005WV-3xXP - *** - ***
1 2 3

- Part No.
- Material:
(Blank): PBT, UL94V-0
6T: Nylon 6T, UL94V-0
GWT: Nylon 6T, UL94V-0, GWT 750 °C
- Finish:
(blank): Gold-flash
G15: 15µin (0.38µm) MIN. Select Gold (Mating Area)
100µin (2.54µm) MIN. Select Tin
G30: 30µin (0.76µm) MIN. Select Gold (Mating Area)
100µin (2.54µm) MIN. Select Tin
T: Tin over Nickel



P.C.B LAYOUT

Ordering Information & Dimensions:

PART NO.	Dimensions		PART NO.	Dimensions	
	A	B		A	B
3x2P	2.00	4.00	3x22P	42.00	44.00
3x3P	4.00	6.00	3x23P	44.00	46.00
3x4P	6.00	8.00	3x24P	46.00	48.00
3x5P	8.00	10.00	3x25P	48.00	50.00
3x6P	10.00	12.00	3x26P	50.00	52.00
3x7P	12.00	14.00	3x27P	52.00	54.00
3x8P	14.00	16.00	3x28P	54.00	56.00
3x9P	16.00	18.00	3x29P	56.00	58.00
3x10P	18.00	20.00	3x30P	58.00	60.00
3x11P	20.00	22.00	3x31P	60.00	62.00
3x12P	22.00	24.00	3x32P	62.00	64.00
3x13P	24.00	26.00	3x33P	64.00	66.00
3x14P	26.00	28.00	3x34P	66.00	68.00
3x15P	28.00	30.00	3x35P	68.00	70.00
3x16P	30.00	32.00	3x36P	70.00	72.00
3x17P	32.00	34.00	3x37P	72.00	74.00
3x18P	34.00	36.00	3x38P	74.00	76.00
3x19P	36.00	38.00	3x39P	76.00	78.00
3x20P	38.00	40.00	3x40P	78.00	80.00
3x21P	40.00	42.00			

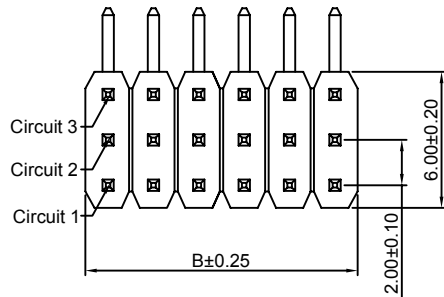
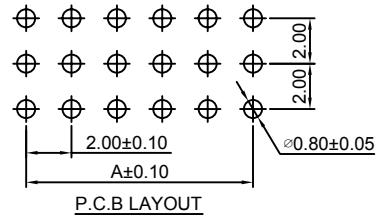
Unit: mm

A2005WR-3xXP

2.00mm Pitch 90° Triple Row Pin Header

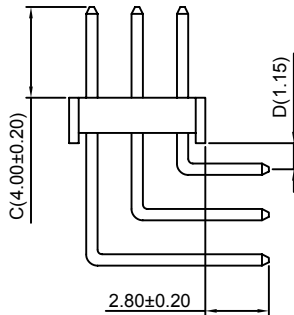
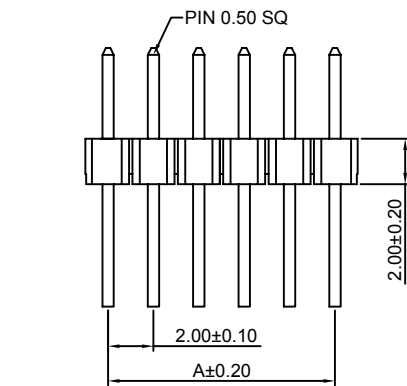
Reference Informations:

- *Material: Pin: Brass/Gold over Nickel
Insulator: PBT, UL94V-0
- *Mates with CJT A2005 series Triple Row Female Header
- *Optional Dim. available but MOQ requested
- *Color: Black



Ordering Information:
A2005WR-3xXP - *** - ***
1 2 3

1. Part No.
2. Material:
(Blank): PBT, UL94V-0
6T: Nylon 6T, UL94V-0
GWT: Nylon 6T, UL94V-0, GWT 750 °C
3. Finish:
(blank): Gold-flash
G15: 15µm (0.38µm) MIN. Select Gold (Mating Area)
100µm (2.54µm) MIN. Select Tin
G30: 30µm (0.76µm) MIN. Select Gold (Mating Area)
100µm (2.54µm) MIN. Select Tin
T: Tin over Nickel



Ordering Information & Dimensions:

PART NO.	Dimensions		PART NO.	Dimensions	
	A	B		A	B
3x2P	2.00	4.00	3x22P	42.00	44.00
3x3P	4.00	6.00	3x23P	44.00	46.00
3x4P	6.00	8.00	3x24P	46.00	48.00
3x5P	8.00	10.00	3x25P	48.00	50.00
3x6P	10.00	12.00	3x26P	50.00	52.00
3x7P	12.00	14.00	3x27P	52.00	54.00
3x8P	14.00	16.00	3x28P	54.00	56.00
3x9P	16.00	18.00	3x29P	56.00	58.00
3x10P	18.00	20.00	3x30P	58.00	60.00
3x11P	20.00	22.00	3x31P	60.00	62.00
3x12P	22.00	24.00	3x32P	62.00	64.00
3x13P	24.00	26.00	3x33P	64.00	66.00
3x14P	26.00	28.00	3x34P	66.00	68.00
3x15P	28.00	30.00	3x35P	68.00	70.00
3x16P	30.00	32.00	3x36P	70.00	72.00
3x17P	32.00	34.00	3x37P	72.00	74.00
3x18P	34.00	36.00	3x38P	74.00	76.00
3x19P	36.00	38.00	3x39P	76.00	78.00
3x20P	38.00	40.00	3x40P	78.00	80.00
3x21P	40.00	42.00			

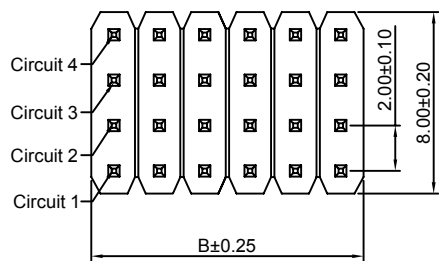
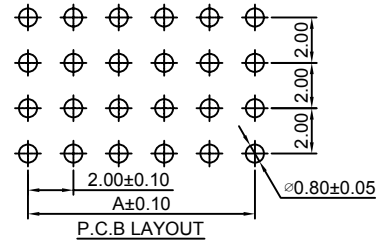
Unit: mm

A2005WV-4xXP

2.00mm Pitch 180° Four Row Pin Header

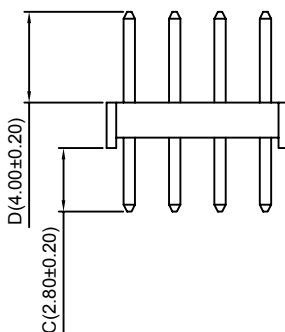
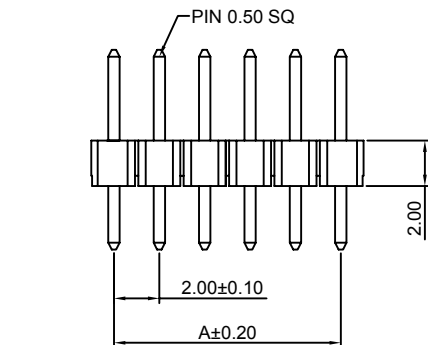
Reference Informations:

- *Material: Pin: Brass/Gold over Nickel
Insulator: PBT, UL94V-0
- *Mates with CJT A2005 series Four Row Female Header
- *Optional Dim. available but MOQ requested
- *Color: Black



Ordering Information:
A2005WV-4xXP - *** - ***
1 2 3

1. Part No.
2. Material:
(Blank): PBT, UL94V-0
6T: Nylon 6T, UL94V-0
GWT: Nylon 6T, UL94V-0, GWT 750 °C
3. Finish:
(blank): Gold-flash
G15: 15µm (0.38µm) MIN. Select Gold (Mating Area)
100µm (2.54µm) MIN. Select Tin
G30: 30µm (0.76µm) MIN. Select Gold (Mating Area)
100µm (2.54µm) MIN. Select Tin
T: Tin over Nickel



Ordering Information & Dimensions:

PART NO.	Dimensions		PART NO.	Dimensions	
	A	B		A	B
4x2P	2.00	4.00	4x22P	42.00	44.00
4x3P	4.00	6.00	4x23P	44.00	46.00
4x4P	6.00	8.00	4x24P	46.00	48.00
4x5P	8.00	10.00	4x25P	48.00	50.00
4x6P	10.00	12.00	4x26P	50.00	52.00
4x7P	12.00	14.00	4x27P	52.00	54.00
4x8P	14.00	16.00	4x28P	54.00	56.00
4x9P	16.00	18.00	4x29P	56.00	58.00
4x10P	18.00	20.00	4x30P	58.00	60.00
4x11P	20.00	22.00	4x31P	60.00	62.00
4x12P	22.00	24.00	4x32P	62.00	64.00
4x13P	24.00	26.00	4x33P	64.00	66.00
4x14P	26.00	28.00	4x34P	66.00	68.00
4x15P	28.00	30.00	4x35P	68.00	70.00
4x16P	30.00	32.00	4x36P	70.00	72.00
4x17P	32.00	34.00	4x37P	72.00	74.00
4x18P	34.00	36.00	4x38P	74.00	76.00
4x19P	36.00	38.00	4x39P	76.00	78.00
4x20P	38.00	40.00	4x40P	78.00	80.00
4x21P	40.00	42.00			

Unit: mm

A2005WR-4xXP

2.00mm Pitch 90° Four Row Pin Header

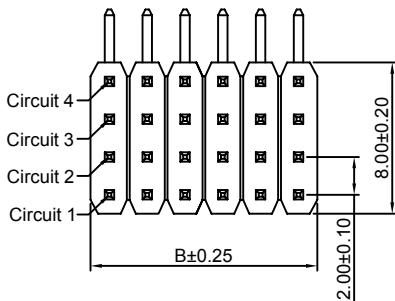
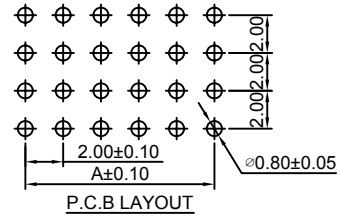
Reference Informations:

*Material:Pin:Brass/Gold over Nickel
Insulator:PBT,UL94V-0

*Mates with CJT A2005 series Four Row Female Header

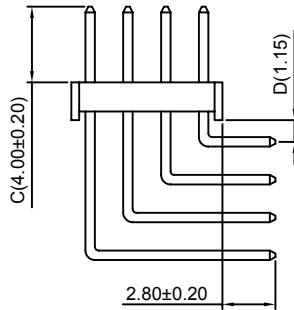
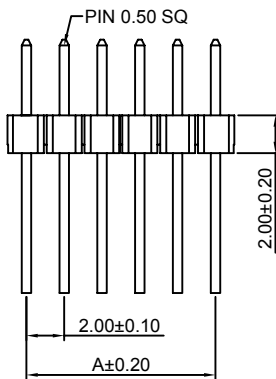
*Optional Dim. available but MOQ requested

*Color:Black



Ordering Information:
A2005WR-4xXP - *** - ***
1 2 3

- 1.Part No.
- 2.Material:
(Blank):PBT,UL94V-0
6T:Nylon 6T,UL94V-0
6WT:Nylon 6T,UL94V-0,GWT 750 °C
- 3.Finish:
(blank):Gold-flash
G15:15µin (0.38µm) MIN.Select Gold(Mating Area)
100µin (2.54µm) MIN.Select Tin
G30:30µin (0.76µm) MIN.Select Gold(Mating Area)
100µin (2.54µm) MIN.Select Tin
I: Tin over Nickel



Ordering Information & Dimensions:

PART NO.	Dimensions		PART NO.	Dimensions	
	A	B		A	B
4x2P	2.00	4.00	4x22P	42.00	44.00
4x3P	4.00	6.00	4x23P	44.00	46.00
4x4P	6.00	8.00	4x24P	46.00	48.00
4x5P	8.00	10.00	4x25P	48.00	50.00
4x6P	10.00	12.00	4x26P	50.00	52.00
4x7P	12.00	14.00	4x27P	52.00	54.00
4x8P	14.00	16.00	4x28P	54.00	56.00
4x9P	16.00	18.00	4x29P	56.00	58.00
4x10P	18.00	20.00	4x30P	58.00	60.00
4x11P	20.00	22.00	4x31P	60.00	62.00
4x12P	22.00	24.00	4x32P	62.00	64.00
4x13P	24.00	26.00	4x33P	64.00	66.00
4x14P	26.00	28.00	4x34P	66.00	68.00
4x15P	28.00	30.00	4x35P	68.00	70.00
4x16P	30.00	32.00	4x36P	70.00	72.00
4x17P	32.00	34.00	4x37P	72.00	74.00
4x18P	34.00	36.00	4x38P	74.00	76.00
4x19P	36.00	38.00	4x39P	76.00	78.00
4x20P	38.00	40.00	4x40P	78.00	80.00
4x21P	40.00	42.00			

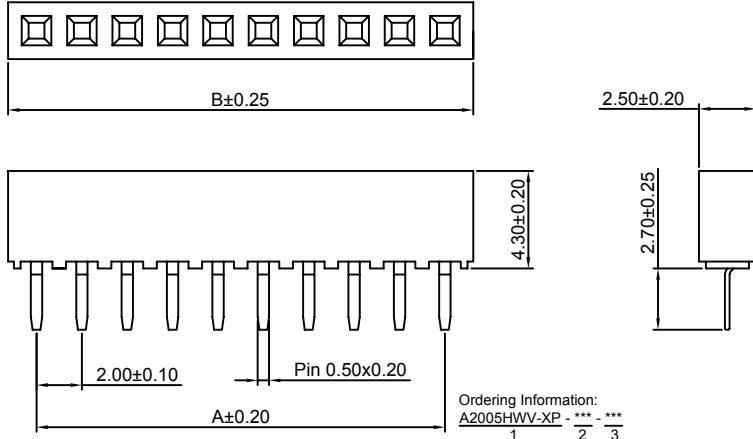
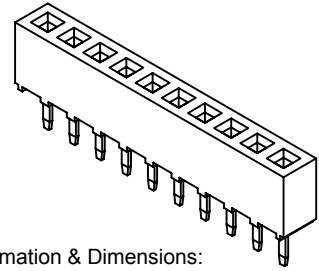
Unit: mm

A2005HWV-XP

2.00mm Pitch 180° Single Row Female Header

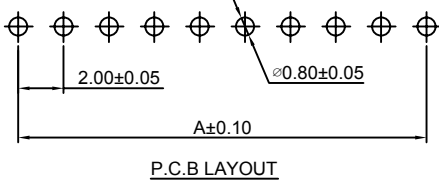
Reference Informations:

- *Material: Pin: Phosphor Bronze/Gold over Nickel
Insulator: PBT, UL94V-0
- *Mates with CJT A2005 series Single Row Pin Header
- *Color: Black



Ordering Information:
A2005HWV-XP - *** - ***
1 2 3

- Part No.
- Material:
(blank): PBT, UL94V-0
6T: Nylon 6T, UL94V-0
GWT: Nylon 6T, UL94V-0, GWT 750°C
- Finish:
(blank): Gold-flash
G15: 15µm (0.38µm) MIN. Select Gold (Mating Area)
100µm (2.54µm) MIN. Select Tin
G30: 30µm (0.76µm) MIN. Select Gold (Mating Area)
100µm (2.54µm) MIN. Select Tin
I: Tin over Nickel



P.C.B LAYOUT

Ordering Information & Dimensions:

PART NO.	Dimensions		PART NO.	Dimensions	
	A	B		A	B
2P	2.00	4.60	22P	42.00	44.60
3P	4.00	6.60	23P	44.00	46.60
4P	6.00	8.60	24P	46.00	48.60
5P	8.00	10.60	25P	48.00	50.60
6P	10.00	12.60	26P	50.00	52.60
7P	12.00	14.60	27P	52.00	54.60
8P	14.00	16.60	28P	54.00	56.60
9P	16.00	18.60	29P	56.00	58.60
10P	18.00	20.60	30P	58.00	60.60
11P	20.00	22.60	31P	60.00	62.60
12P	22.00	24.60	32P	62.00	64.60
13P	24.00	26.60	33P	64.00	66.60
14P	26.00	28.60	34P	66.00	68.60
15P	28.00	30.60	35P	68.00	70.60
16P	30.00	32.60	36P	70.00	72.60
17P	32.00	34.60	37P	72.00	74.60
18P	34.00	36.60	38P	74.00	76.60
19P	36.00	38.60	39P	76.00	78.60
20P	38.00	40.60	40P	78.00	80.60
21P	40.00	42.60			

Unit: mm

A2005HWR-XP

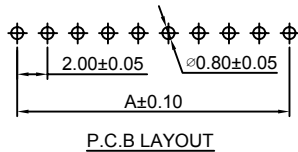
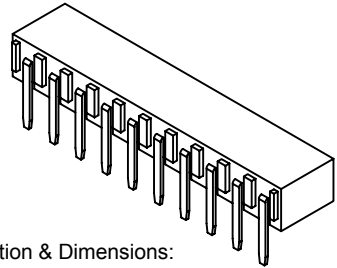
2.00mm Pitch 90° Single Row Female Header

Reference Informations:

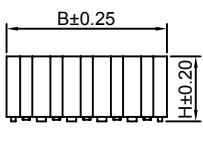
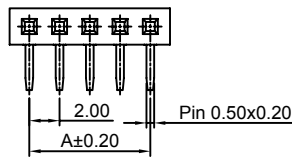
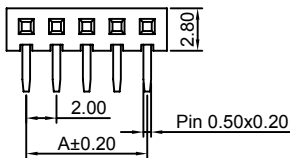
- *Material: Pin: Phosphor Bronze/Gold over Nickel
Insulator: PBT, UL94V-0
- *Mates with CJT A2005 series Single Row Pin Header
- *Color: Black

Ordering Information:
A2005HWR-XP - * - *** - *** - ***
1 2 3 4 5

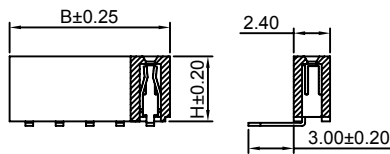
- Part No.
- Style:
(blank): TYPE 1
2: TYPE 2
- Size(H):
(blank): 4.30mm
H40: 4.00mm
H46: 4.60mm
- Material:
(blank): PBT, UL94V-0
6T: Nylon 6T, UL94V-0
GWT: Nylon 6T, UL94V-0, GWT 750°C
- Finish:
(blank): Gold-flash
G15: 15µm (0.38µm) MIN. Select Gold (Mating Area)
100µm (2.54µm) MIN. Select Tin
G30: 30µm (0.76µm) MIN. Select Gold (Mating Area)
100µm (2.54µm) MIN. Select Tin
I: Tin over Nickel



P.C.B LAYOUT



TYPE 1



TYPE 2

Ordering Information & Dimensions:

PART NO.	Dimensions		PART NO.	Dimensions	
	A	B		A	B
2P	2.00	4.60	22P	42.00	44.60
3P	4.00	6.60	23P	44.00	46.60
4P	6.00	8.60	24P	46.00	48.60
5P	8.00	10.60	25P	48.00	50.60
6P	10.00	12.60	26P	50.00	52.60
7P	12.00	14.60	27P	52.00	54.60
8P	14.00	16.60	28P	54.00	56.60
9P	16.00	18.60	29P	56.00	58.60
10P	18.00	20.60	30P	58.00	60.60
11P	20.00	22.60	31P	60.00	62.60
12P	22.00	24.60	32P	62.00	64.60
13P	24.00	26.60	33P	64.00	66.60
14P	26.00	28.60	34P	66.00	68.60
15P	28.00	30.60	35P	68.00	70.60
16P	30.00	32.60	36P	70.00	72.60
17P	32.00	34.60	37P	72.00	74.60
18P	34.00	36.60	38P	74.00	76.60
19P	36.00	38.60	39P	76.00	78.60
20P	38.00	40.60	40P	78.00	80.60
21P	40.00	42.60			

Unit: mm

A2005HWV-XP-A — 2.00mm Pitch 180° Single Row Female Header - A TYPE

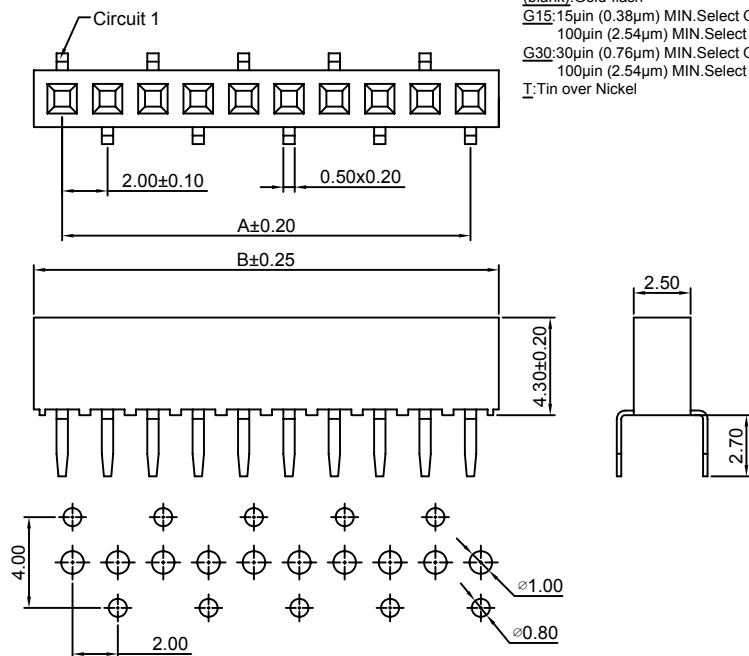
Reference Informations:

- *Material: Pin: Phosphor Bronze/Gold over Nickel
Insulator: PBT, UL94V-0
- *Mates with CJT A2005 series Single Row Pin Header
- *Color: Black

Ordering Information:
A2005HWV-XP-A - *** - ***
 1 2 3

1. Part No.
 2. Material:
 (Blank): PBT, UL94V-0
 6T: Nylon 6T, UL94V-0
 GWT: Nylon 6T, UL94V-0, GWT 750 °C

3. Finish:
 (blank): Gold-flash
 G15: 15µin (0.38µm) MIN. Select Gold (Mating Area)
 100µin (2.54µm) MIN. Select Tin
 G30: 30µin (0.76µm) MIN. Select Gold (Mating Area)
 100µin (2.54µm) MIN. Select Tin
 T: Tin over Nickel



P.C.B LAYOUT

Ordering Information & Dimensions:

PART NO.	Dimensions		PART NO.	Dimensions	
	A	B		A	B
2P	2.00	4.60	22P	42.00	44.60
3P	4.00	6.60	23P	44.00	46.60
4P	6.00	8.60	24P	46.00	48.60
5P	8.00	10.60	25P	48.00	50.60
6P	10.00	12.60	26P	50.00	52.60
7P	12.00	14.60	27P	52.00	54.60
8P	14.00	16.60	28P	54.00	56.60
9P	16.00	18.60	29P	56.00	58.60
10P	18.00	20.60	30P	58.00	60.60
11P	20.00	22.60	31P	60.00	62.60
12P	22.00	24.60	32P	62.00	64.60
13P	24.00	26.60	33P	64.00	66.60
14P	26.00	28.60	34P	66.00	68.60
15P	28.00	30.60	35P	68.00	70.60
16P	30.00	32.60	36P	70.00	72.60
17P	32.00	34.60	37P	72.00	74.60
18P	34.00	36.60	38P	74.00	76.60
19P	36.00	38.60	39P	76.00	78.60
20P	38.00	40.60	40P	78.00	80.60
21P	40.00	42.60			

Unit: mm

A2005HWV-XP-B — 2.00mm Pitch 180° Single Row Female Header - B TYPE

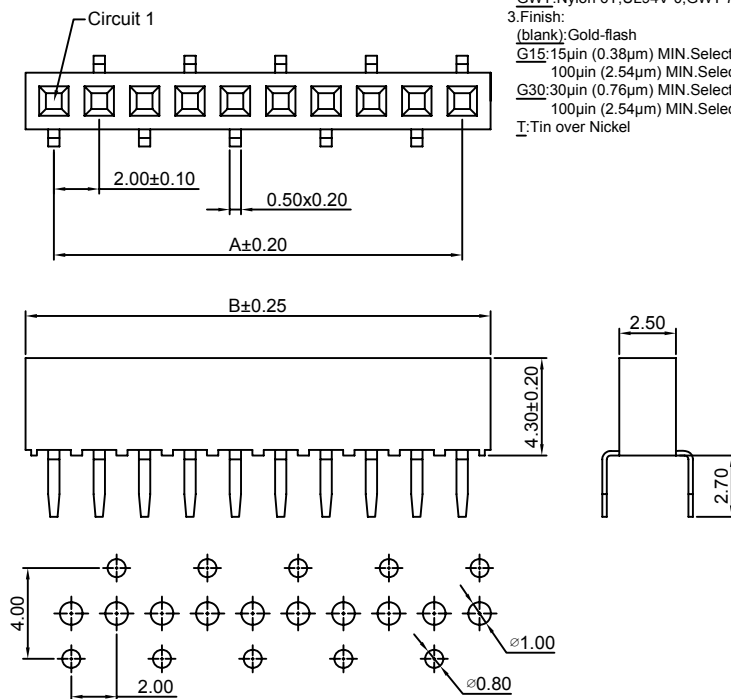
Reference Informations:

- *Material: Pin: Phosphor Bronze/Gold over Nickel
Insulator: PBT, UL94V-0
- *Mates with CJT A2005 series Single Row Pin Header
- *Color: Black

Ordering Information:
A2005HWV-XP-B - *** - ***
 1 2 3

1. Part No.
 2. Material:
 (Blank): PBT, UL94V-0
 6T: Nylon 6T, UL94V-0
 GWT: Nylon 6T, UL94V-0, GWT 750 °C

3. Finish:
 (blank): Gold-flash
 G15: 15µin (0.38µm) MIN. Select Gold (Mating Area)
 100µin (2.54µm) MIN. Select Tin
 G30: 30µin (0.76µm) MIN. Select Gold (Mating Area)
 100µin (2.54µm) MIN. Select Tin
 T: Tin over Nickel



P.C.B LAYOUT

Ordering Information & Dimensions:

PART NO.	Dimensions		PART NO.	Dimensions	
	A	B		A	B
2P	2.00	4.60	22P	42.00	44.60
3P	4.00	6.60	23P	44.00	46.60
4P	6.00	8.60	24P	46.00	48.60
5P	8.00	10.60	25P	48.00	50.60
6P	10.00	12.60	26P	50.00	52.60
7P	12.00	14.60	27P	52.00	54.60
8P	14.00	16.60	28P	54.00	56.60
9P	16.00	18.60	29P	56.00	58.60
10P	18.00	20.60	30P	58.00	60.60
11P	20.00	22.60	31P	60.00	62.60
12P	22.00	24.60	32P	62.00	64.60
13P	24.00	26.60	33P	64.00	66.60
14P	26.00	28.60	34P	66.00	68.60
15P	28.00	30.60	35P	68.00	70.60
16P	30.00	32.60	36P	70.00	72.60
17P	32.00	34.60	37P	72.00	74.60
18P	34.00	36.60	38P	74.00	76.60
19P	36.00	38.60	39P	76.00	78.60
20P	38.00	40.60	40P	78.00	80.60
21P	40.00	42.60			

Unit: mm

A2005HWV-XP-C

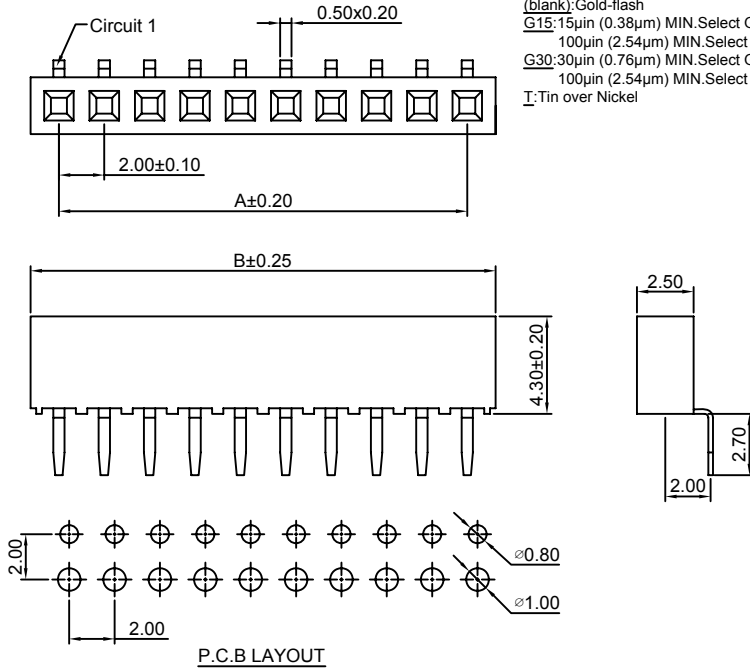
2.00mm Pitch 180° Single Row Female Header - C TYPE

Reference Informations:

- *Material:Pin:Phosphor Bronze/Gold over Nickel
Insulator:PBT,UL94V-0
- *Mates with CJT A2005 series Single Row Pin Header
- *Color:Black

Ordering Information:
A2005HWV-XP-C - *** - ***
 1 2 3

1.Part No.
 2.Material:
 (Blank):PBT,UL94V-0
 6T:Nylon 6T,UL94V-0
 GWT:Nylon 6T,UL94V-0,GWT 750 °C
 3.Finish:
 (blank):Gold-flash
 G15:15µm (0.38µm) MIN.Select Gold(Mating Area)
 100µm (2.54µm) MIN.Select Tin
 G30:30µm (0.76µm) MIN.Select Gold(Mating Area)
 100µm (2.54µm) MIN.Select Tin
 T: Tin over Nickel



Ordering Information & Dimensions:

PART NO.	Dimensions		PART NO.	Dimensions	
	A	B		A	B
2P	2.00	4.60	22P	42.00	44.60
3P	4.00	6.60	23P	44.00	46.60
4P	6.00	8.60	24P	46.00	48.60
5P	8.00	10.60	25P	48.00	50.60
6P	10.00	12.60	26P	50.00	52.60
7P	12.00	14.60	27P	52.00	54.60
8P	14.00	16.60	28P	54.00	56.60
9P	16.00	18.60	29P	56.00	58.60
10P	18.00	20.60	30P	58.00	60.60
11P	20.00	22.60	31P	60.00	62.60
12P	22.00	24.60	32P	62.00	64.60
13P	24.00	26.60	33P	64.00	66.60
14P	26.00	28.60	34P	66.00	68.60
15P	28.00	30.60	35P	68.00	70.60
16P	30.00	32.60	36P	70.00	72.60
17P	32.00	34.60	37P	72.00	74.60
18P	34.00	36.60	38P	74.00	76.60
19P	36.00	38.60	39P	76.00	78.60
20P	38.00	40.60	40P	78.00	80.60
21P	40.00	42.60			

Unit: mm

A2005HWV-S-XP-A

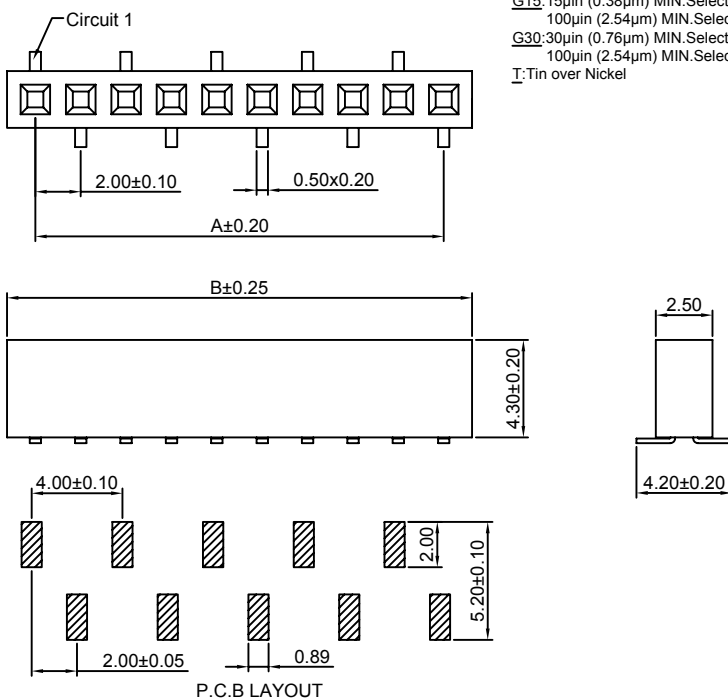
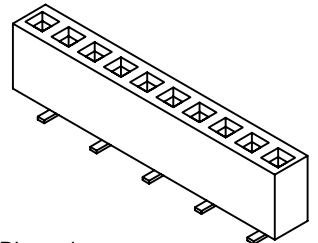
2.00mm Pitch 180° Single Row Female Header - SMT A TYPE

Reference Informations:

- *Material:Pin:Phosphor Bronze/Gold over Nickel
Insulator:Nylon 6T,UL94V-0
- *Mates with CJT A2005 series Single Row Pin Header
- *Color:Black

Ordering Information:
A2005HWV-S-XP-A - *** - ***
 1 2 3

1.Part No.
 2.Material:
 (Blank):Nylon 6T,UL94V-0
 GWT:Nylon 6T,UL94V-0,GWT 750 °C
 3.Finish:
 (blank):Gold-flash
 G15:15µm (0.38µm) MIN.Select Gold(Mating Area)
 100µm (2.54µm) MIN.Select Tin
 G30:30µm (0.76µm) MIN.Select Gold(Mating Area)
 100µm (2.54µm) MIN.Select Tin
 T: Tin over Nickel



Ordering Information & Dimensions:

PART NO.	Dimensions		PART NO.	Dimensions	
	A	B		A	B
2P	2.00	4.60	22P	42.00	44.60
3P	4.00	6.60	23P	44.00	46.60
4P	6.00	8.60	24P	46.00	48.60
5P	8.00	10.60	25P	48.00	50.60
6P	10.00	12.60	26P	50.00	52.60
7P	12.00	14.60	27P	52.00	54.60
8P	14.00	16.60	28P	54.00	56.60
9P	16.00	18.60	29P	56.00	58.60
10P	18.00	20.60	30P	58.00	60.60
11P	20.00	22.60	31P	60.00	62.60
12P	22.00	24.60	32P	62.00	64.60
13P	24.00	26.60	33P	64.00	66.60
14P	26.00	28.60	34P	66.00	68.60
15P	28.00	30.60	35P	68.00	70.60
16P	30.00	32.60	36P	70.00	72.60
17P	32.00	34.60	37P	72.00	74.60
18P	34.00	36.60	38P	74.00	76.60
19P	36.00	38.60	39P	76.00	78.60
20P	38.00	40.60	40P	78.00	80.60
21P	40.00	42.60			

Unit: mm

A2005HWV-S-XP-B

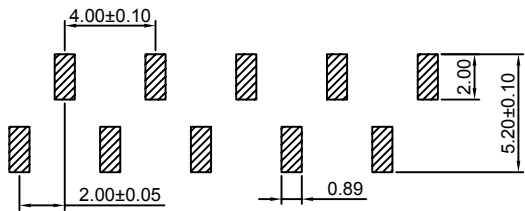
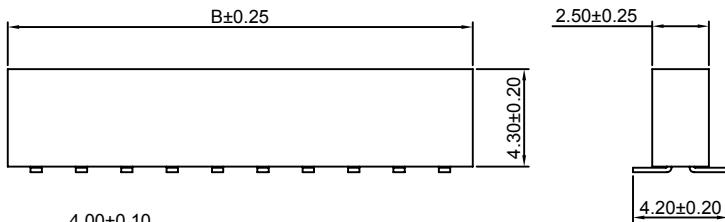
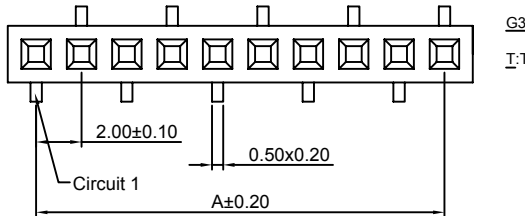
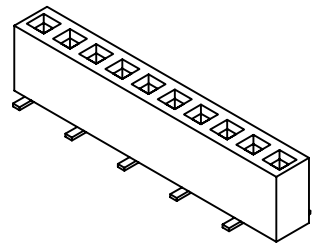
2.00mm Pitch 180° Single Row Female Header - SMT B TYPE

Reference Informations:

- *Material:Pin:Phosphor Bronze/Gold over Nickel
Insulator:Nylon 6T,UL94V-0
- *Mates with CJT A2005 series Single Row Pin Header
- *Color:Black

Ordering Information:
A2005HWV-S-XP-B - *** - ***
1 2 3

1.Part No.
2.Material:
(Blank):Nylon 6T,UL94V-0
GWT:Nylon 6T,UL94V-0,GWT 750 °C
3.Finish:
(blank):Gold-flash
G15:15µin (0.38µm) MIN.Select Gold(Mating Area)
100µin (2.54µm) MIN.Select Tin
G30:30µin (0.76µm) MIN.Select Gold(Mating Area)
100µin (2.54µm) MIN.Select Tin
T:Tin over Nickel



P.C.B LAYOUT

Ordering Information & Dimensions:

PART NO.	Dimensions		PART NO.	Dimensions	
	A	B		A	B
2P	2.00	4.60	22P	42.00	44.60
3P	4.00	6.60	23P	44.00	46.60
4P	6.00	8.60	24P	46.00	48.60
5P	8.00	10.60	25P	48.00	50.60
6P	10.00	12.60	26P	50.00	52.60
7P	12.00	14.60	27P	52.00	54.60
8P	14.00	16.60	28P	54.00	56.60
9P	16.00	18.60	29P	56.00	58.60
10P	18.00	20.60	30P	58.00	60.60
11P	20.00	22.60	31P	60.00	62.60
12P	22.00	24.60	32P	62.00	64.60
13P	24.00	26.60	33P	64.00	66.60
14P	26.00	28.60	34P	66.00	68.60
15P	28.00	30.60	35P	68.00	70.60
16P	30.00	32.60	36P	70.00	72.60
17P	32.00	34.60	37P	72.00	74.60
18P	34.00	36.60	38P	74.00	76.60
19P	36.00	38.60	39P	76.00	78.60
20P	38.00	40.60	40P	78.00	80.60
21P	40.00	42.60			

Unit: mm

A2005HWR-S-XP

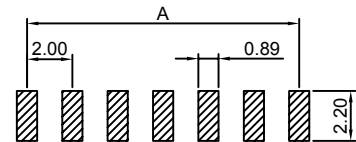
2.00mm Pitch 90° Single Row Female Header - SMT TYPE

Reference Informations:

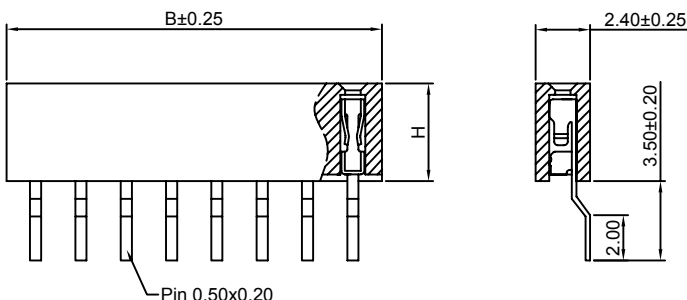
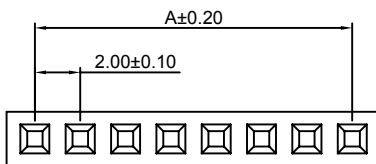
- *Material:Pin:Phosphor Bronze/Gold over Nickel
Insulator:Nylon 6T,UL94V-0
- *Mates with CJT A2005 series Single Row Pin Header
- *Color:Black

Ordering Information:
A2005HWR-S-XP - *** - *** - ***
1 2 3 4

1.Part No.
2.Size(H):
(blank):4.30mm
H40:4.00mm
3.Material:
(Blank):Nylon 6T,UL94V-0
GWT:Nylon 6T,UL94V-0,GWT 750 °C
4.Finish:
(blank):Gold-flash
G15:15µin (0.38µm) MIN.Select Gold(Mating Area)
100µin (2.54µm) MIN.Select Tin
G30:30µin (0.76µm) MIN.Select Gold(Mating Area)
100µin (2.54µm) MIN.Select Tin
T:Tin over Nickel



P.C.B LAYOUT



Ordering Information & Dimensions:

PART NO.	Dimensions		PART NO.	Dimensions	
	A	B		A	B
2P	2.00	4.50	22P	42.00	44.50
3P	4.00	6.50	23P	44.00	46.50
4P	6.00	8.50	24P	46.00	48.50
5P	8.00	10.50	25P	48.00	50.50
6P	10.00	12.50	26P	50.00	52.50
7P	12.00	14.50	27P	52.00	54.50
8P	14.00	16.50	28P	54.00	56.50
9P	16.00	18.50	29P	56.00	58.50
10P	18.00	20.50	30P	58.00	60.50
11P	20.00	22.50	31P	60.00	62.50
12P	22.00	24.50	32P	62.00	64.50
13P	24.00	26.50	33P	64.00	66.50
14P	26.00	28.50	34P	66.00	68.50
15P	28.00	30.50	35P	68.00	70.50
16P	30.00	32.50	36P	70.00	72.50
17P	32.00	34.50	37P	72.00	74.50
18P	34.00	36.50	38P	74.00	76.50
19P	36.00	38.50	39P	76.00	78.50
20P	38.00	40.50	40P	78.00	80.50
21P	40.00	42.50			

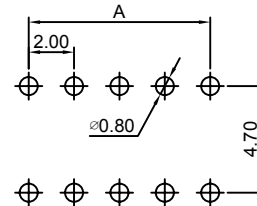
Unit: mm

A2005HWRA-XP

2.00mm Pitch 90° Single Row Female Header

Reference Informations:

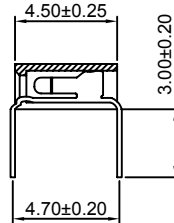
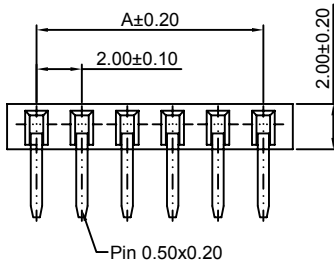
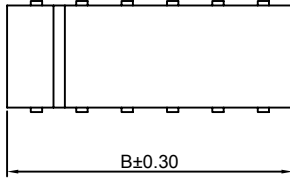
- *Material:Pin:Phosphor Bronze/Gold over Nickel
Insulator:PBT,UL94V-0
- *Mates with CJT A2005 series Single Row Pin Header
- *Color:Black



P.C.B LAYOUT

Ordering Information:
A2005HWRA-XP - *** - ***
1 2 3

- Part No.
- Material:
(Blank):PBT,UL94V-0
6T:Nylon 6T,UL94V-0
GWT:Nylon 6T,UL94V-0,GWT 750 °C
- Finish:
(blank):Gold-flash
G15:15µin (0.38µm) MIN.Select Gold(Mating Area)
100µin (2.54µm) MIN.Select Tin
G30:30µin (0.76µm) MIN.Select Gold(Mating Area)
100µin (2.54µm) MIN.Select Tin
I: Tin over Nickel



Ordering Information & Dimensions:

PART NO.	Dimensions		PART NO.	Dimensions	
	A	B		A	B
2P	2.00	4.60	22P	42.00	44.60
3P	4.00	6.60	23P	44.00	46.60
4P	6.00	8.60	24P	46.00	48.60
5P	8.00	10.60	25P	48.00	50.60
6P	10.00	12.60	26P	50.00	52.60
7P	12.00	14.60	27P	52.00	54.60
8P	14.00	16.60	28P	54.00	56.60
9P	16.00	18.60	29P	56.00	58.60
10P	18.00	20.60	30P	58.00	60.60
11P	20.00	22.60	31P	60.00	62.60
12P	22.00	24.60	32P	62.00	64.60
13P	24.00	26.60	33P	64.00	66.60
14P	26.00	28.60	34P	66.00	68.60
15P	28.00	30.60	35P	68.00	70.60
16P	30.00	32.60	36P	70.00	72.60
17P	32.00	34.60	37P	72.00	74.60
18P	34.00	36.60	38P	74.00	76.60
19P	36.00	38.60	39P	76.00	78.60
20P	38.00	40.60	40P	78.00	80.60
21P	40.00	42.60			

Unit: mm

A2005HWRA-S-XP

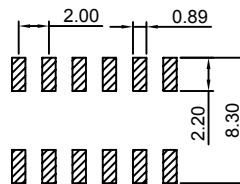
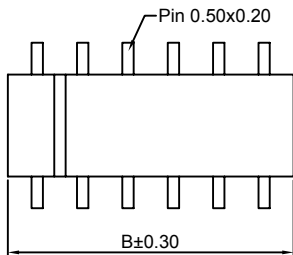
2.00mm Pitch 90° Single Row Female Header - SMT TYPE

Reference Informations:

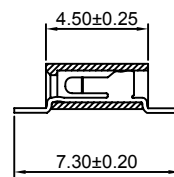
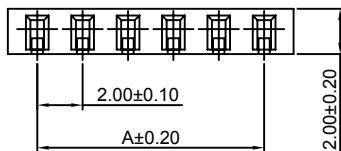
- *Material:Pin:Phosphor Bronze/Gold over Nickel
Insulator:Nylon 6T,UL94V-0
- *Mates with CJT A2005 series Single Row Pin Header
- *Color:Black

Ordering Information:
A2005HWRA-S-XP - *** - ***
1 2 3

- Part No.
- Material:
(Blank):Nylon 6T,UL94V-0
GWT:Nylon 6T,UL94V-0,GWT 750 °C
- Finish:
(blank):Gold-flash
G15:15µin (0.38µm) MIN.Select Gold(Mating Area)
100µin (2.54µm) MIN.Select Tin
G30:30µin (0.76µm) MIN.Select Gold(Mating Area)
100µin (2.54µm) MIN.Select Tin
I: Tin over Nickel



P.C.B LAYOUT



Ordering Information & Dimensions:

PART NO.	Dimensions		PART NO.	Dimensions	
	A	B		A	B
2P	2.00	4.60	22P	42.00	44.60
3P	4.00	6.60	23P	44.00	46.60
4P	6.00	8.60	24P	46.00	48.60
5P	8.00	10.60	25P	48.00	50.60
6P	10.00	12.60	26P	50.00	52.60
7P	12.00	14.60	27P	52.00	54.60
8P	14.00	16.60	28P	54.00	56.60
9P	16.00	18.60	29P	56.00	58.60
10P	18.00	20.60	30P	58.00	60.60
11P	20.00	22.60	31P	60.00	62.60
12P	22.00	24.60	32P	62.00	64.60
13P	24.00	26.60	33P	64.00	66.60
14P	26.00	28.60	34P	66.00	68.60
15P	28.00	30.60	35P	68.00	70.60
16P	30.00	32.60	36P	70.00	72.60
17P	32.00	34.60	37P	72.00	74.60
18P	34.00	36.60	38P	74.00	76.60
19P	36.00	38.60	39P	76.00	78.60
20P	38.00	40.60	40P	78.00	80.60
21P	40.00	42.60			

Unit: mm

A2005HWV-2xXP

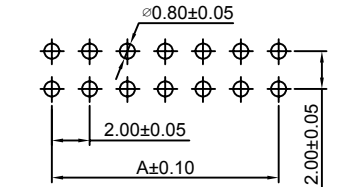
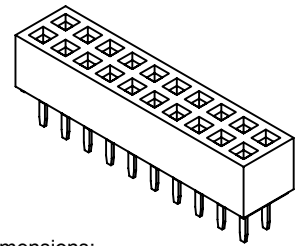
2.00mm Pitch 180° Dual Row Female Header

Reference Informations:

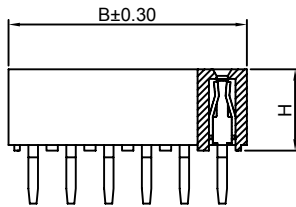
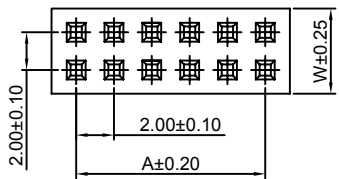
*Material:Pin:Phosphor Bronze/Gold over Nickel
Insulator:PBT,UL94V-0

*Mates with CJT A2005 series Dual Row Pin Header

*Color:Black

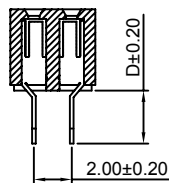


P.C.B LAYOUT



Ordering Information:
A2005HWV-2xXP - *** - *** - *** - ***

- Part No.
- Size(H):
(blank):4.30mm
H40:4.00mm
H46:4.60mm
- Size(W):
(blank):4.50mm
W40:4.00mm
- Size(L):
(blank):2.80mm(H43,H40,H46)
D24:2.40mm(H43,H46)
- Material:
(Blank):PBT,UL94V-0
6T:Nylon 6T,UL94V-0
GWT:Nylon 6T,UL94V-0,GWT 750 °C
- Finish:
(blank):Gold-flash
G15:15µin (0.38µm) MIN.Select Gold(Mating Area)
100µin (2.54µm) MIN.Select Tin
G30:30µin (0.76µm) MIN.Select Gold(Mating Area)
100µin (2.54µm) MIN.Select Tin
T: Tin over Nickel



Ordering Information & Dimensions:

PART NO.	Dimensions		PART NO.	Dimensions	
	A	B		A	B
2x2P	2.00	4.60	2x22P	42.00	44.60
2x3P	4.00	6.60	2x23P	44.00	46.60
2x4P	6.00	8.60	2x24P	46.00	48.60
2x5P	8.00	10.60	2x25P	48.00	50.60
2x6P	10.00	12.60	2x26P	50.00	52.60
2x7P	12.00	14.60	2x27P	52.00	54.60
2x8P	14.00	16.60	2x28P	54.00	56.60
2x9P	16.00	18.60	2x29P	56.00	58.60
2x10P	18.00	20.60	2x30P	58.00	60.60
2x11P	20.00	22.60	2x31P	60.00	62.60
2x12P	22.00	24.60	2x32P	62.00	64.60
2x13P	24.00	26.60	2x33P	64.00	66.60
2x14P	26.00	28.60	2x34P	66.00	68.60
2x15P	28.00	30.60	2x35P	68.00	70.60
2x16P	30.00	32.60	2x36P	70.00	72.60
2x17P	32.00	34.60	2x37P	72.00	74.60
2x18P	34.00	36.60	2x38P	74.00	76.60
2x19P	36.00	38.60	2x39P	76.00	78.60
2x20P	38.00	40.60	2x40P	78.00	80.60
2x21P	40.00	42.60			

Unit: mm

A2005HWR-2xXP

2.00mm Pitch 90° Dual Row Female Header

Reference Informations:

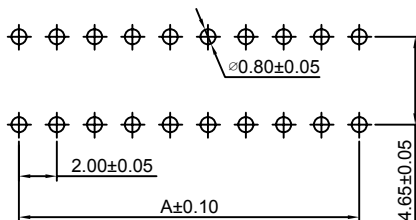
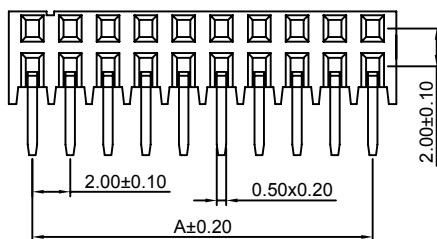
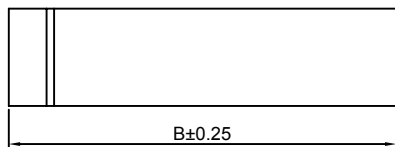
*Material:Pin:Phosphor Bronze/Gold over Nickel
Insulator:PBT,UL94V-0

*Mates with CJT A2005 series Dual Row Pin Header

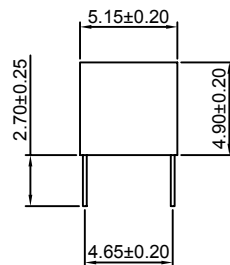
*Color:Black

Ordering Information:
A2005HWR-2xXP - *** - ***

- Part No.
- Material:
(Blank):PBT,UL94V-0
6T:Nylon 6T,UL94V-0
GWT:Nylon 6T,UL94V-0,GWT 750 °C
- Finish:
(blank):Gold-flash
G15:15µin (0.38µm) MIN.Select Gold(Mating Area)
100µin (2.54µm) MIN.Select Tin
G30:30µin (0.76µm) MIN.Select Gold(Mating Area)
100µin (2.54µm) MIN.Select Tin
T: Tin over Nickel



P.C.B LAYOUT



Ordering Information & Dimensions:

PART NO.	Dimensions		PART NO.	Dimensions	
	A	B		A	B
2x2P	2.00	4.60	2x22P	42.00	44.60
2x3P	4.00	6.60	2x23P	44.00	46.60
2x4P	6.00	8.60	2x24P	46.00	48.60
2x5P	8.00	10.60	2x25P	48.00	50.60
2x6P	10.00	12.60	2x26P	50.00	52.60
2x7P	12.00	14.60	2x27P	52.00	54.60
2x8P	14.00	16.60	2x28P	54.00	56.60
2x9P	16.00	18.60	2x29P	56.00	58.60
2x10P	18.00	20.60	2x30P	58.00	60.60
2x11P	20.00	22.60	2x31P	60.00	62.60
2x12P	22.00	24.60	2x32P	62.00	64.60
2x13P	24.00	26.60	2x33P	64.00	66.60
2x14P	26.00	28.60	2x34P	66.00	68.60
2x15P	28.00	30.60	2x35P	68.00	70.60
2x16P	30.00	32.60	2x36P	70.00	72.60
2x17P	32.00	34.60	2x37P	72.00	74.60
2x18P	34.00	36.60	2x38P	74.00	76.60
2x19P	36.00	38.60	2x39P	76.00	78.60
2x20P	38.00	40.60	2x40P	78.00	80.60
2x21P	40.00	42.60			

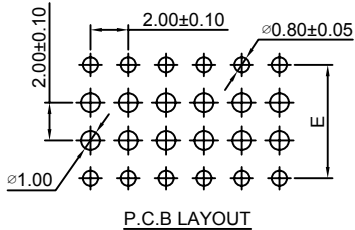
Unit: mm

A2005HWVA-2xXP

2.00mm Pitch 180° Dual Row Female Header

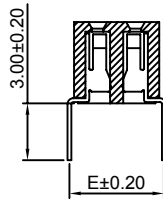
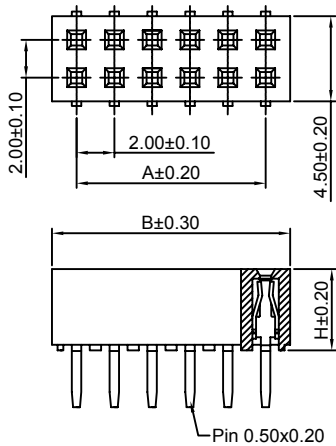
Reference Informations:

- *Material:Pin:Phosphor Bronze/Gold over Nickel
Insulator:PBT,UL94V-0
- *Mates with CJT A2005 series Dual Row Pin Header
- *Color:Black



Ordering Information:
A2005HWVA-2xXP - ^{***}/₂ - ^{***}/₃ - ^{***}/₄ - ^{***}/₅

- 1.Part No.
- 2.Size(H):
(blank):4.30mm
H40:4.00mm
- 3.Size(E):
E50:5.00mm(H43,H40)
E60:6.00mm(H43)
- 4.Material:
(Blank):PBT,UL94V-0
6T:Nylon 6T,UL94V-0
GWT:Nylon 6T,UL94V-0,GWT 750 °C
- 5.Finish:
(blank):Gold-flash
G15:15µin (0.38µm) MIN.Select Gold(Mating Area)
100µin (2.54µm) MIN.Select Tin
G30:30µin (0.76µm) MIN.Select Gold(Mating Area)
100µin (2.54µm) MIN.Select Tin
T: Tin over Nickel



Ordering Information & Dimensions:

PART NO.	Dimensions		PART NO.	Dimensions	
	A	B		A	B
2x2P	2.00	4.50	2x22P	42.00	44.50
2x3P	4.00	6.50	2x23P	44.00	46.50
2x4P	6.00	8.50	2x24P	46.00	48.50
2x5P	8.00	10.50	2x25P	48.00	50.50
2x6P	10.00	12.50	2x26P	50.00	52.50
2x7P	12.00	14.50	2x27P	52.00	54.50
2x8P	14.00	16.50	2x28P	54.00	56.50
2x9P	16.00	18.50	2x29P	56.00	58.50
2x10P	18.00	20.50	2x30P	58.00	60.50
2x11P	20.00	22.50	2x31P	60.00	62.50
2x12P	22.00	24.50	2x32P	62.00	64.50
2x13P	24.00	26.50	2x33P	64.00	66.50
2x14P	26.00	28.50	2x34P	66.00	68.50
2x15P	28.00	30.50	2x35P	68.00	70.50
2x16P	30.00	32.50	2x36P	70.00	72.50
2x17P	32.00	34.50	2x37P	72.00	74.50
2x18P	34.00	36.50	2x38P	74.00	76.50
2x19P	36.00	38.50	2x39P	76.00	78.50
2x20P	38.00	40.50	2x40P	78.00	80.50
2x21P	40.00	42.50			

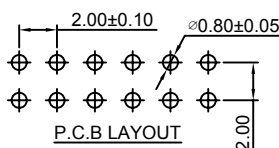
Unit: mm

A2005HWRA-2xXP

2.00mm Pitch 90° Dual Row Female Header

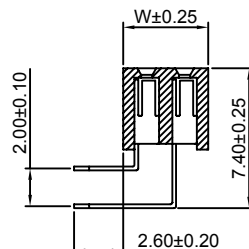
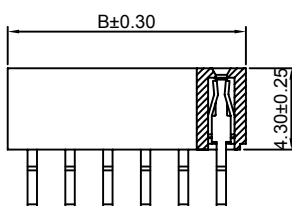
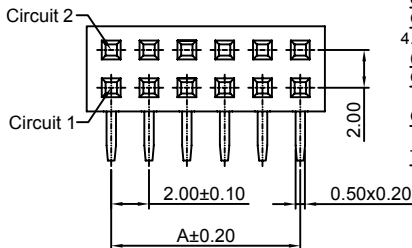
Reference Informations:

- *Material:Pin:Phosphor Bronze/Gold over Nickel
Insulator:PBT,UL94V-0
- *Mates with CJT A2005 series Dual Row Pin Header
- *Color:Black



Ordering Information:
A2005HWRA-2xXP - ^{***}/₂ - ^{***}/₃ - ^{***}/₄

- 1.Part No.
- 2.Size(W):
(blank):4.50mm
W40:4.00mm
- 3.Material:
(Blank):PBT,UL94V-0
6T:Nylon 6T,UL94V-0
GWT:Nylon 6T,UL94V-0,GWT 750 °C
- 4.Finish:
(blank):Gold-flash
G15:15µin (0.38µm) MIN.Select Gold(Mating Area)
100µin (2.54µm) MIN.Select Tin
G30:30µin (0.76µm) MIN.Select Gold(Mating Area)
100µin (2.54µm) MIN.Select Tin
T: Tin over Nickel



Ordering Information & Dimensions:

PART NO.	Dimensions		PART NO.	Dimensions	
	A	B		A	B
2x2P	2.00	4.50	2x22P	42.00	44.50
2x3P	4.00	6.50	2x23P	44.00	46.50
2x4P	6.00	8.50	2x24P	46.00	48.50
2x5P	8.00	10.50	2x25P	48.00	50.50
2x6P	10.00	12.50	2x26P	50.00	52.50
2x7P	12.00	14.50	2x27P	52.00	54.50
2x8P	14.00	16.50	2x28P	54.00	56.50
2x9P	16.00	18.50	2x29P	56.00	58.50
2x10P	18.00	20.50	2x30P	58.00	60.50
2x11P	20.00	22.50	2x31P	60.00	62.50
2x12P	22.00	24.50	2x32P	62.00	64.50
2x13P	24.00	26.50	2x33P	64.00	66.50
2x14P	26.00	28.50	2x34P	66.00	68.50
2x15P	28.00	30.50	2x35P	68.00	70.50
2x16P	30.00	32.50	2x36P	70.00	72.50
2x17P	32.00	34.50	2x37P	72.00	74.50
2x18P	34.00	36.50	2x38P	74.00	76.50
2x19P	36.00	38.50	2x39P	76.00	78.50
2x20P	38.00	40.50	2x40P	78.00	80.50
2x21P	40.00	42.50			

Unit: mm

A2005HWV-S-2xXP

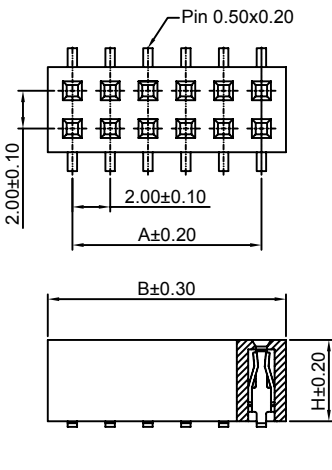
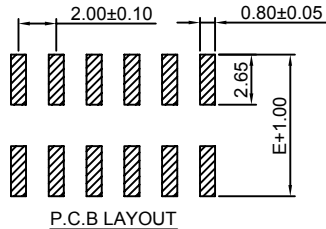
2.00mm Pitch 180° Dual Row Female Header - SMT TYPE

Reference Informations:

*Material:Pin:Phosphor Bronze/Gold over Nickel
Insulator:Nylon 6T,UL94V-0

*Mates with CJT A2005 series Dual Row Pin Header

*Color:Black



Ordering Information:
A2005HWV-S-2xXP - *** - *** - *** - ***
1 2 3 4 5 6

- Part No.
- Size(H):
(blank):4.30mm
H40:4.00mm
H46:4.60mm
- Size(W):
(blank):4.50mm(H43,H40)
W40:4.00mm(H43,H40,H46)
- Size(E):
(blank):6.50mm(H43,H46)
E62:6.20mm(H43,H40)
- Material:
(Blank):Nylon 6T,UL94V-0
GWT:Nylon 6T,UL94V-0,GWT 750°C
- Finish:
(blank):Gold-flash
G15:15µin (0.38µm) MIN.Select Gold(Mating Area)
100µin (2.54µm) MIN.Select Tin
G30:30µin (0.76µm) MIN.Select Gold(Mating Area)
100µin (2.54µm) MIN.Select Tin
T: Tin over Nickel

Ordering Information & Dimensions:

PART NO.	Dimensions		PART NO.	Dimensions	
	A	B		A	B
2x2P	2.00	4.60	2x22P	42.00	44.60
2x3P	4.00	6.60	2x23P	44.00	46.60
2x4P	6.00	8.60	2x24P	46.00	48.60
2x5P	8.00	10.60	2x25P	48.00	50.60
2x6P	10.00	12.60	2x26P	50.00	52.60
2x7P	12.00	14.60	2x27P	52.00	54.60
2x8P	14.00	16.60	2x28P	54.00	56.60
2x9P	16.00	18.60	2x29P	56.00	58.60
2x10P	18.00	20.60	2x30P	58.00	60.60
2x11P	20.00	22.60	2x31P	60.00	62.60
2x12P	22.00	24.60	2x32P	62.00	64.60
2x13P	24.00	26.60	2x33P	64.00	66.60
2x14P	26.00	28.60	2x34P	66.00	68.60
2x15P	28.00	30.60	2x35P	68.00	70.60
2x16P	30.00	32.60	2x36P	70.00	72.60
2x17P	32.00	34.60	2x37P	72.00	74.60
2x18P	34.00	36.60	2x38P	74.00	76.60
2x19P	36.00	38.60	2x39P	76.00	78.60
2x20P	38.00	40.60	2x40P	78.00	80.60
2x21P	40.00	42.60			

Unit: mm

A2005HWV-S-F-2xXP

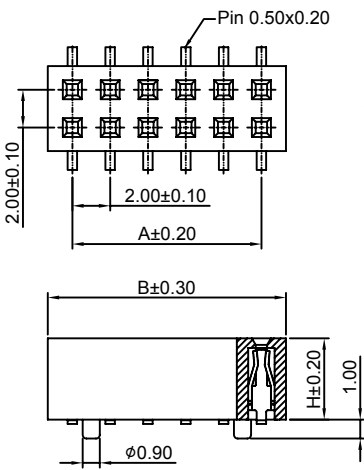
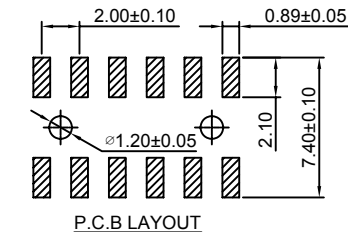
2.00mm Pitch 180° Dual Row Female Header - SMT TYPE

Reference Informations:

*Material:Pin:Phosphor Bronze/Gold over Nickel
Insulator:Nylon 6T,UL94V-0

*Mates with CJT A2005 series Dual Row Pin Header

*Color:Black



Ordering Information:
A2005HWV-S-F-2xXP - *** - *** - ***
1 2 3 4

- Part No.
- Size(H):
(blank):4.30mm
H40:4.00mm
H46:4.60mm
- Material:
(blank):Nylon 6T,UL94V-0
LCP:LCP,UL94V-0
GWT:Nylon 6T,UL94V-0,GWT 750°C
- Finish:
(blank):Gold-flash
G15:15µin (0.38µm) MIN.Select Gold(Mating Area)
100µin (2.54µm) MIN.Select Tin
G30:30µin (0.76µm) MIN.Select Gold(Mating Area)
100µin (2.54µm) MIN.Select Tin
T: Tin over Nickel

Ordering Information & Dimensions:

PART NO.	Dimensions		PART NO.	Dimensions	
	A	B		A	B
2x2P	2.00	4.60	2x22P	42.00	44.60
2x3P	4.00	6.60	2x23P	44.00	46.60
2x4P	6.00	8.60	2x24P	46.00	48.60
2x5P	8.00	10.60	2x25P	48.00	50.60
2x6P	10.00	12.60	2x26P	50.00	52.60
2x7P	12.00	14.60	2x27P	52.00	54.60
2x8P	14.00	16.60	2x28P	54.00	56.60
2x9P	16.00	18.60	2x29P	56.00	58.60
2x10P	18.00	20.60	2x30P	58.00	60.60
2x11P	20.00	22.60	2x31P	60.00	62.60
2x12P	22.00	24.60	2x32P	62.00	64.60
2x13P	24.00	26.60	2x33P	64.00	66.60
2x14P	26.00	28.60	2x34P	66.00	68.60
2x15P	28.00	30.60	2x35P	68.00	70.60
2x16P	30.00	32.60	2x36P	70.00	72.60
2x17P	32.00	34.60	2x37P	72.00	74.60
2x18P	34.00	36.60	2x38P	74.00	76.60
2x19P	36.00	38.60	2x39P	76.00	78.60
2x20P	38.00	40.60	2x40P	78.00	80.60
2x21P	40.00	42.60			

Unit: mm

A2005HWR-S-2xXP

2.00mm Pitch 90° Dual Row Female Header - SMT TYPE

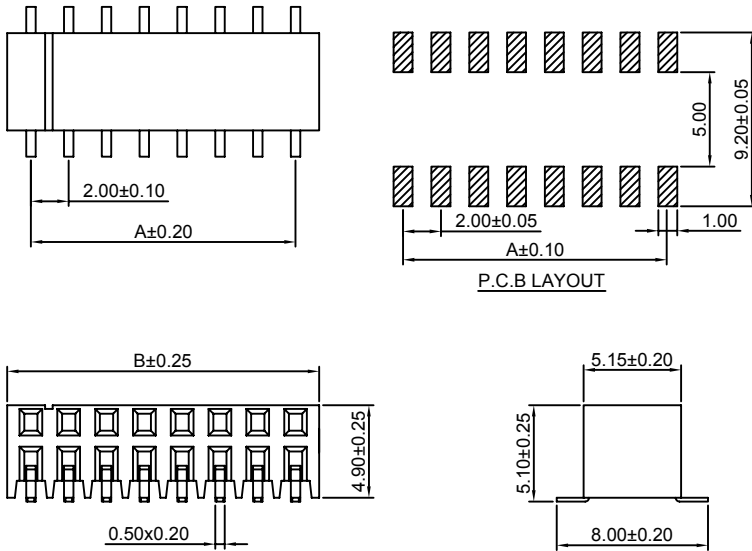
Reference Informations:

- *Material:Pin:Phosphor Bronze/Gold over Nickel
Insulator:Nylon 6T,UL94V-0
- *Mates with CJT A2005 series Dual Row Pin Header
- *Color:Black

Ordering Information:
A2005HWR-S-2xXP - *** - ***
 1 2 3

1.Part No.
 2.Material:
 (Blank):Nylon 6T,UL94V-0
 GWT:Nylon 6T,UL94V-0,GWT 750 °C

3.Finish:
 (blank):Gold-flash
 G15:15µin (0.38µm) MIN.Select Gold(Mating Area)
 100µin (2.54µm) MIN.Select Tin
 G30:30µin (0.76µm) MIN.Select Gold(Mating Area)
 100µin (2.54µm) MIN.Select Tin
 T:Tin over Nickel



Ordering Information & Dimensions:

PART NO.	Dimensions		PART NO.	Dimensions	
	A	B		A	B
2x2P	2.00	4.60	2x22P	42.00	44.60
2x3P	4.00	6.60	2x23P	44.00	46.60
2x4P	6.00	8.60	2x24P	46.00	48.60
2x5P	8.00	10.60	2x25P	48.00	50.60
2x6P	10.00	12.60	2x26P	50.00	52.60
2x7P	12.00	14.60	2x27P	52.00	54.60
2x8P	14.00	16.60	2x28P	54.00	56.60
2x9P	16.00	18.60	2x29P	56.00	58.60
2x10P	18.00	20.60	2x30P	58.00	60.60
2x11P	20.00	22.60	2x31P	60.00	62.60
2x12P	22.00	24.60	2x32P	62.00	64.60
2x13P	24.00	26.60	2x33P	64.00	66.60
2x14P	26.00	28.60	2x34P	66.00	68.60
2x15P	28.00	30.60	2x35P	68.00	70.60
2x16P	30.00	32.60	2x36P	70.00	72.60
2x17P	32.00	34.60	2x37P	72.00	74.60
2x18P	34.00	36.60	2x38P	74.00	76.60
2x19P	36.00	38.60	2x39P	76.00	78.60
2x20P	38.00	40.60	2x40P	78.00	80.60
2x21P	40.00	42.60			

Unit: mm

A2005HWR-S-F-2xXP

2.00mm Pitch 90° Dual Row Female Header - SMT TYPE

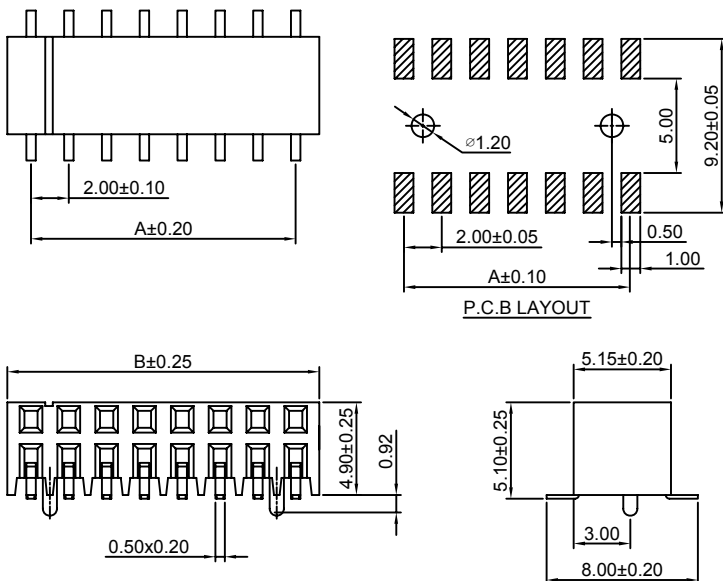
Reference Informations:

- *Material:Pin:Phosphor Bronze/Gold over Nickel
Insulator:Nylon 6T,UL94V-0
- *Mates with CJT A2005 series Dual Row Pin Header
- *Color:Black

Ordering Information:
A2005HWR-S-F-2xXP - *** - ***
 1 2 3

1.Part No.
 2.Material:
 (Blank):Nylon 6T,UL94V-0
 GWT:Nylon 6T,UL94V-0,GWT 750 °C

3.Finish:
 (blank):Gold-flash
 G15:15µin (0.38µm) MIN.Select Gold(Mating Area)
 100µin (2.54µm) MIN.Select Tin
 G30:30µin (0.76µm) MIN.Select Gold(Mating Area)
 100µin (2.54µm) MIN.Select Tin
 T:Tin over Nickel



Ordering Information & Dimensions:

PART NO.	Dimensions		PART NO.	Dimensions	
	A	B		A	B
2x2P	2.00	4.60	2x22P	42.00	44.60
2x3P	4.00	6.60	2x23P	44.00	46.60
2x4P	6.00	8.60	2x24P	46.00	48.60
2x5P	8.00	10.60	2x25P	48.00	50.60
2x6P	10.00	12.60	2x26P	50.00	52.60
2x7P	12.00	14.60	2x27P	52.00	54.60
2x8P	14.00	16.60	2x28P	54.00	56.60
2x9P	16.00	18.60	2x29P	56.00	58.60
2x10P	18.00	20.60	2x30P	58.00	60.60
2x11P	20.00	22.60	2x31P	60.00	62.60
2x12P	22.00	24.60	2x32P	62.00	64.60
2x13P	24.00	26.60	2x33P	64.00	66.60
2x14P	26.00	28.60	2x34P	66.00	68.60
2x15P	28.00	30.60	2x35P	68.00	70.60
2x16P	30.00	32.60	2x36P	70.00	72.60
2x17P	32.00	34.60	2x37P	72.00	74.60
2x18P	34.00	36.60	2x38P	74.00	76.60
2x19P	36.00	38.60	2x39P	76.00	78.60
2x20P	38.00	40.60	2x40P	78.00	80.60
2x21P	40.00	42.60			

Unit: mm

A2005HWVC-2x10P-K20

2.00mm pitch 180° Box Female Header

Reference Informations:

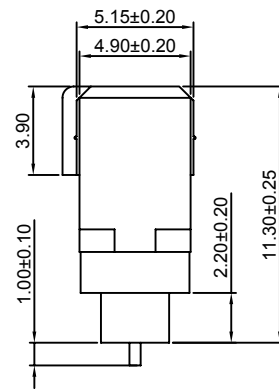
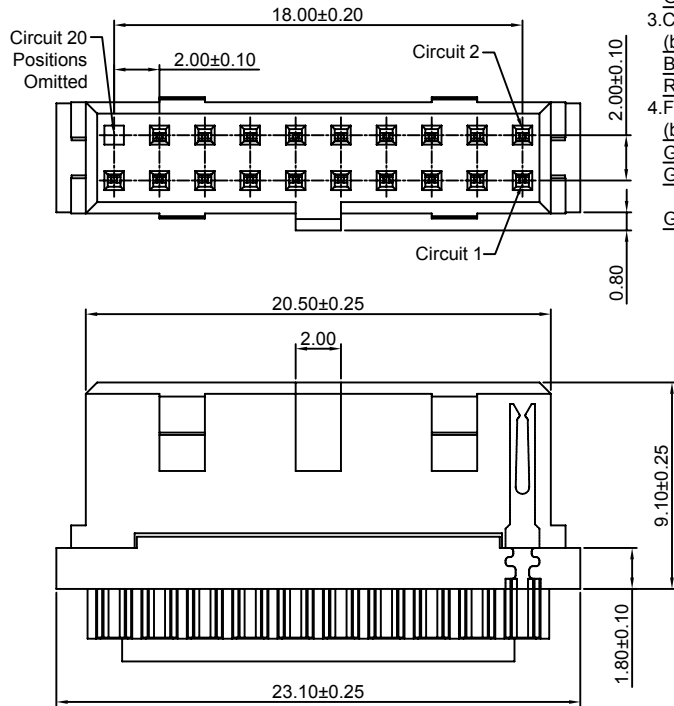
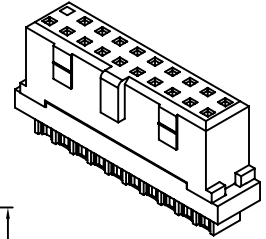
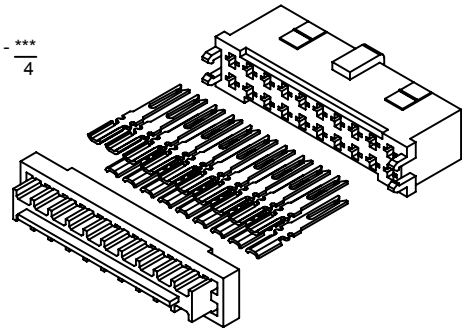
*Material:Pin:Phosphor Bronze/Tin over Nickel
Insulator:LCP,UL94V-0

*Color:Black

Ordering Information:

A2005HWVC-2x10P-K20 - ^{***}/₂ - ^{**}/₃ - ^{***}/₄

- 1.Part No.
- 2.Material:
(blank):LCP,UL94V-0
6T:Nylon 6T,UL94V-0
GWT:LCP,UL94V-0,GWT 750 °C
- 3.Color:
(blank):Black
BL:Blue
RD:Red
- 4.Finish:
(blank):Tin over Nickel
G:Gold-flash
G15:15µin (0.38µm) MIN.Select Gold(Mating Area)
100µin (2.54µm) MIN.Select Tin
G30:30µin (0.76µm) MIN.Select Gold(Mating Area)
100µin (2.54µm) MIN.Select Tin



Unit: mm

A2005HWVD-2x10P-K20

2.00mm pitch 180° Box Female Header

Reference Informations:

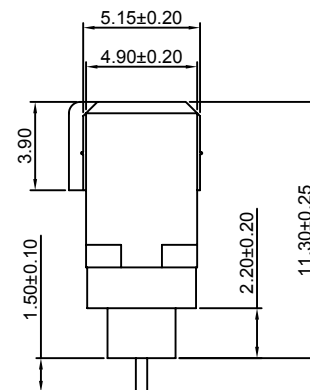
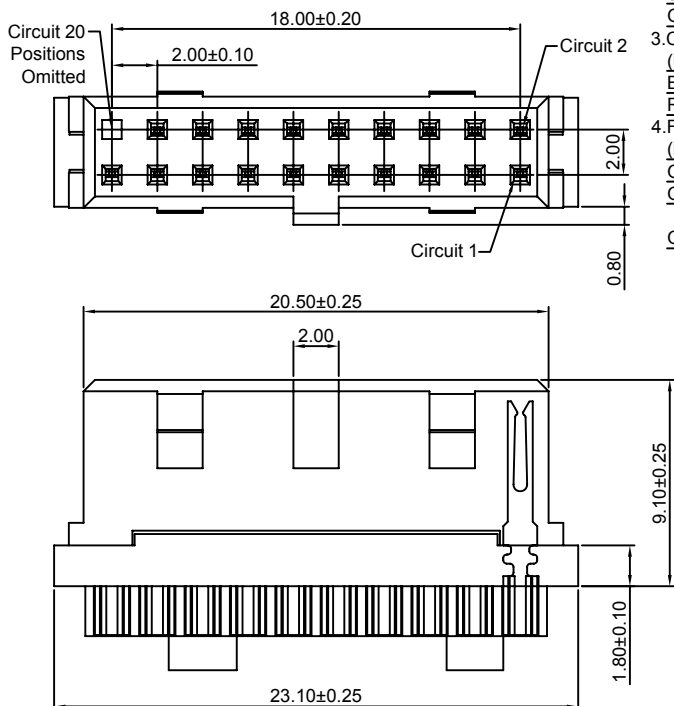
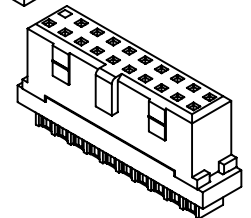
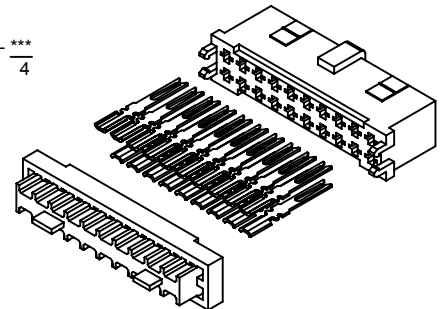
*Material:Pin:Phosphor Bronze/Tin over Nickel
Insulator:LCP,UL94V-0

*Color:Black

Ordering Information:

A2005HWVD-2x10P-K20 - ^{***}/₂ - ^{**}/₃ - ^{***}/₄

- 1.Part No.
- 2.Material:
(blank):LCP,UL94V-0
6T:Nylon 6T,UL94V-0
GWT:LCP,UL94V-0,GWT 750 °C
- 3.Color:
(blank):Black
BL:Blue
RD:Red
- 4.Finish:
(blank):Tin over Nickel
G:Gold-flash
G15:15µin (0.38µm) MIN.Select Gold(Mating Area)
100µin (2.54µm) MIN.Select Tin
G30:30µin (0.76µm) MIN.Select Gold(Mating Area)
100µin (2.54µm) MIN.Select Tin



Unit: mm

A2005HWVE-2xXP

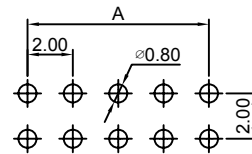
2.00mm Pitch 180° Dual Row Female Header

Reference Informations:

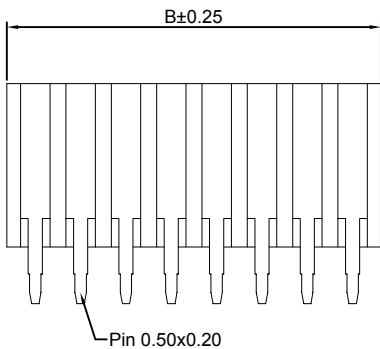
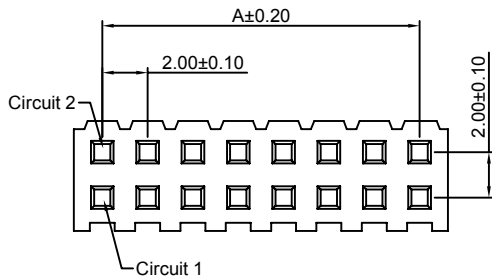
- *Material: Pin: Phosphor Bronze/Gold over Nickel
Insulator: PBT, UL94V-0
- *Mates with CJT A2005 series Dual Row Pin Header
- *Color: Black

Ordering Information:
A2005HWVE-2xXP - *** - ***
1 2 3

1. Part No.
2. Material:
(Blank): PBT, UL94V-0
6T: Nylon 6T, UL94V-0
GWT: Nylon 6T, UL94V-0, GWT 750 °C
3. Finish:
(blank): Gold-flash
G15: 15µm (0.38µm) MIN. Select Gold (Mating Area)
100µm (2.54µm) MIN. Select Tin
G30: 30µm (0.76µm) MIN. Select Gold (Mating Area)
100µm (2.54µm) MIN. Select Tin
T: Tin over Nickel



P.C.B LAYOUT



Ordering Information & Dimensions:

PART NO.	Dimensions		PART NO.	Dimensions	
	A	B		A	B
2x2P	2.00	4.50	2x22P	42.00	44.50
2x3P	4.00	6.50	2x23P	44.00	46.50
2x4P	6.00	8.50	2x24P	46.00	48.50
2x5P	8.00	10.50	2x25P	48.00	50.50
2x6P	10.00	12.50	2x26P	50.00	52.50
2x7P	12.00	14.50	2x27P	52.00	54.50
2x8P	14.00	16.50	2x28P	54.00	56.50
2x9P	16.00	18.50	2x29P	56.00	58.50
2x10P	18.00	20.50	2x30P	58.00	60.50
2x11P	20.00	22.50	2x31P	60.00	62.50
2x12P	22.00	24.50	2x32P	62.00	64.50
2x13P	24.00	26.50	2x33P	64.00	66.50
2x14P	26.00	28.50	2x34P	66.00	68.50
2x15P	28.00	30.50	2x35P	68.00	70.50
2x16P	30.00	32.50	2x36P	70.00	72.50
2x17P	32.00	34.50	2x37P	72.00	74.50
2x18P	34.00	36.50	2x38P	74.00	76.50
2x19P	36.00	38.50	2x39P	76.00	78.50
2x20P	38.00	40.50	2x40P	78.00	80.50
2x21P	40.00	42.50			

Unit: mm

A2005HWRE-2xXP

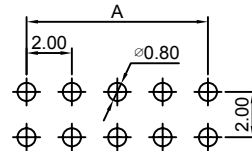
2.00mm Pitch 90° Dual Row Female Header

Reference Informations:

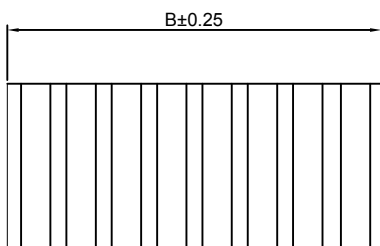
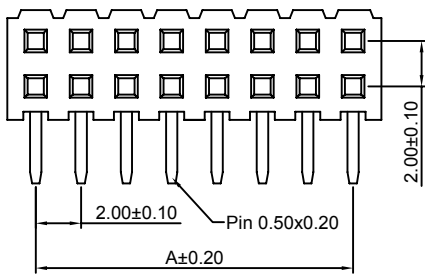
- *Material: Pin: Phosphor Bronze/Gold over Nickel
Insulator: PBT, UL94V-0
- *Mates with CJT A2005 series Dual Row Pin Header
- *Color: Black

Ordering Information:
A2005HWRE-2xXP - *** - ***
1 2 3

1. Part No.
2. Material:
(Blank): PBT, UL94V-0
6T: Nylon 6T, UL94V-0
GWT: Nylon 6T, UL94V-0, GWT 750 °C
3. Finish:
(blank): Gold-flash
G15: 15µm (0.38µm) MIN. Select Gold (Mating Area)
100µm (2.54µm) MIN. Select Tin
G30: 30µm (0.76µm) MIN. Select Gold (Mating Area)
100µm (2.54µm) MIN. Select Tin
T: Tin over Nickel



P.C.B LAYOUT



Ordering Information & Dimensions:

PART NO.	Dimensions		PART NO.	Dimensions	
	A	B		A	B
2x2P	2.00	4.50	2x22P	42.00	44.50
2x3P	4.00	6.50	2x23P	44.00	46.50
2x4P	6.00	8.50	2x24P	46.00	48.50
2x5P	8.00	10.50	2x25P	48.00	50.50
2x6P	10.00	12.50	2x26P	50.00	52.50
2x7P	12.00	14.50	2x27P	52.00	54.50
2x8P	14.00	16.50	2x28P	54.00	56.50
2x9P	16.00	18.50	2x29P	56.00	58.50
2x10P	18.00	20.50	2x30P	58.00	60.50
2x11P	20.00	22.50	2x31P	60.00	62.50
2x12P	22.00	24.50	2x32P	62.00	64.50
2x13P	24.00	26.50	2x33P	64.00	66.50
2x14P	26.00	28.50	2x34P	66.00	68.50
2x15P	28.00	30.50	2x35P	68.00	70.50
2x16P	30.00	32.50	2x36P	70.00	72.50
2x17P	32.00	34.50	2x37P	72.00	74.50
2x18P	34.00	36.50	2x38P	74.00	76.50
2x19P	36.00	38.50	2x39P	76.00	78.50
2x20P	38.00	40.50	2x40P	78.00	80.50
2x21P	40.00	42.50			

Unit: mm

A2005HWVB-2xXP

2.00mm Pitch 180° Dual Row Female Header

Reference Informations:

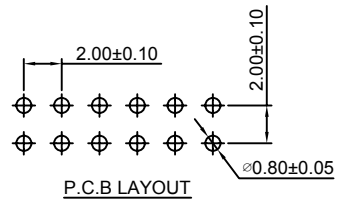
*Material:Pin:Phosphor Bronze/Gold over Nickel
Insulator:PBT,UL94V-0

*Mates with CJT A2005 series Dual Row Pin Header

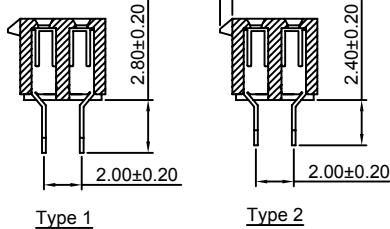
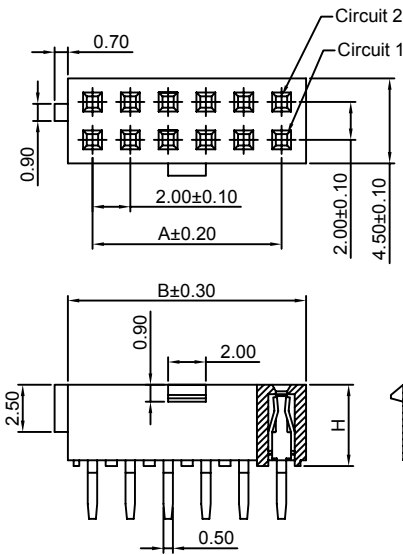
*Color:Black

Ordering Information:
A2005HWVB-2xXP - *** - * - *** - ***
1 2 3 4 5

- Part No.
- Size(H):
(blank):4.30mm
H40:4.00mm
H46:4.60mm
H635:6.35mm
- Type:
(blank):Type 1
L:Type2
- Material:
(Blank):PBT,UL94V-0
6T:Nylon 6T,UL94V-0
GWT:Nylon 6T,UL94V-0,GWT 750 °C
- Finish:
(blank):Gold-flash
G15:15µin (0.38µm) MIN.Select Gold(Mating Area)
100µin (2.54µm) MIN.Select Tin
G30:30µin (0.76µm) MIN.Select Gold(Mating Area)
100µin (2.54µm) MIN.Select Tin
I: Tin over Nickel



P.C.B LAYOUT



Type 1

Type 2

Ordering Information & Dimensions:

PART NO.	Dimensions		PART NO.	Dimensions	
	A	B		A	B
2x2P	2.00	4.60	2x22P	42.00	44.60
2x3P	4.00	6.60	2x23P	44.00	46.60
2x4P	6.00	8.60	2x24P	46.00	48.60
2x5P	8.00	10.60	2x25P	48.00	50.60
2x6P	10.00	12.60	2x26P	50.00	52.60
2x7P	12.00	14.60	2x27P	52.00	54.60
2x8P	14.00	16.60	2x28P	54.00	56.60
2x9P	16.00	18.60	2x29P	56.00	58.60
2x10P	18.00	20.60	2x30P	58.00	60.60
2x11P	20.00	22.60	2x31P	60.00	62.60
2x12P	22.00	24.60	2x32P	62.00	64.60
2x13P	24.00	26.60	2x33P	64.00	66.60
2x14P	26.00	28.60	2x34P	66.00	68.60
2x15P	28.00	30.60	2x35P	68.00	70.60
2x16P	30.00	32.60	2x36P	70.00	72.60
2x17P	32.00	34.60	2x37P	72.00	74.60
2x18P	34.00	36.60	2x38P	74.00	76.60
2x19P	36.00	38.60	2x39P	76.00	78.60
2x20P	38.00	40.60	2x40P	78.00	80.60
2x21P	40.00	42.60			

Unit: mm

A2005HWV-N-2xXP-W40

2.00mm Pitch 180° Dual Row Female Header

Reference Informations:

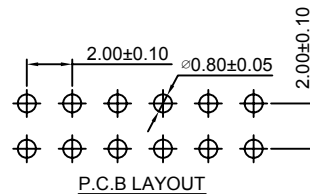
*Material:Pin:Phosphor Bronze/Gold over Nickel
Insulator:PBT,UL94V-0

*Mates with CJT A2005 series Dual Row Pin Header

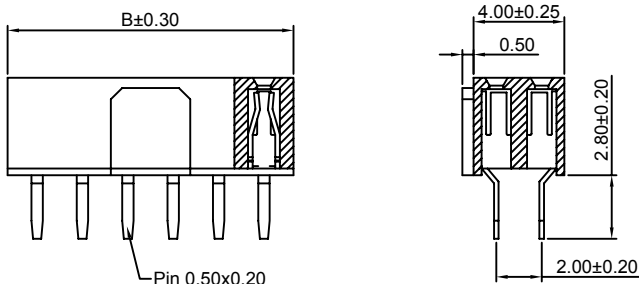
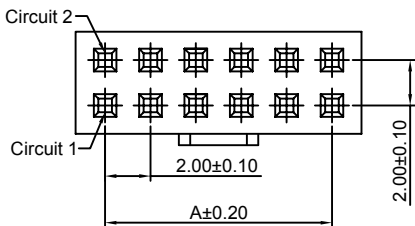
*Color:Black

Ordering Information:
A2005HWV-N-2xXP-W40 - *** - ***
1 2 3

- Part No.
- Material:
(Blank):PBT,UL94V-0
6T:Nylon 6T,UL94V-0
GWT:Nylon 6T,UL94V-0,GWT 750 °C
- Finish:
(blank):Gold-flash
G15:15µin (0.38µm) MIN.Select Gold(Mating Area)
100µin (2.54µm) MIN.Select Tin
G30:30µin (0.76µm) MIN.Select Gold(Mating Area)
100µin (2.54µm) MIN.Select Tin
I: Tin over Nickel



P.C.B LAYOUT



Ordering Information & Dimensions:

PART NO.	Dimensions		PART NO.	Dimensions	
	A	B		A	B
2x2P	2.00	4.50	2x22P	42.00	44.50
2x3P	4.00	6.50	2x23P	44.00	46.50
2x4P	6.00	8.50	2x24P	46.00	48.50
2x5P	8.00	10.50	2x25P	48.00	50.50
2x6P	10.00	12.50	2x26P	50.00	52.50
2x7P	12.00	14.50	2x27P	52.00	54.50
2x8P	14.00	16.50	2x28P	54.00	56.50
2x9P	16.00	18.50	2x29P	56.00	58.50
2x10P	18.00	20.50	2x30P	58.00	60.50
2x11P	20.00	22.50	2x31P	60.00	62.50
2x12P	22.00	24.50	2x32P	62.00	64.50
2x13P	24.00	26.50	2x33P	64.00	66.50
2x14P	26.00	28.50	2x34P	66.00	68.50
2x15P	28.00	30.50	2x35P	68.00	70.50
2x16P	30.00	32.50	2x36P	70.00	72.50
2x17P	32.00	34.50	2x37P	72.00	74.50
2x18P	34.00	36.50	2x38P	74.00	76.50
2x19P	36.00	38.50	2x39P	76.00	78.50
2x20P	38.00	40.50	2x40P	78.00	80.50
2x21P	40.00	42.50			

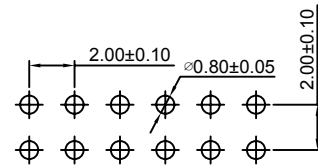
Unit: mm

A2005HWVA-N-2xXP-W40

2.00mm Pitch 180° Dual Row Female Header

Reference Informations:

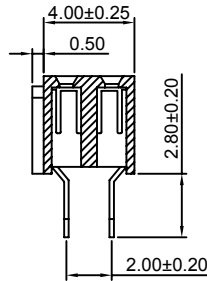
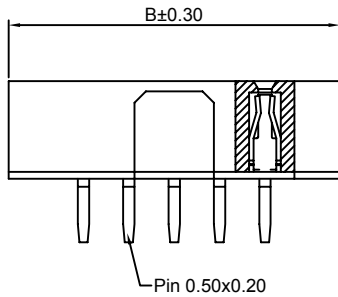
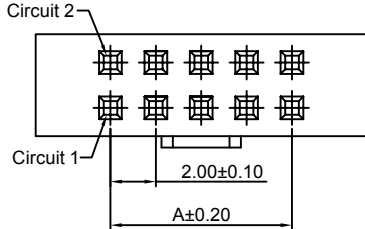
- *Material:Pin:Phosphor Bronze/Gold over Nickel
Insulator:PBT,UL94V-0
- *Mates with CJT A2005 series Dual Row Pin Header
- *Color:Black



P.C.B LAYOUT

Ordering Information:
A2005HWVA-N-2xXP-W40 - *** - ***
1 2 3

- 1.Part No.
- 2.Material:
(Blank):PBT,UL94V-0
6T:Nylon 6T,UL94V-0
GWT:Nylon 6T,UL94V-0,GWT 750 °C
- 3.Finish:
(blank):Gold-flash
G15:15µin (0.38µm) MIN.Select Gold(Mating Area)
100µin (2.54µm) MIN.Select Tin
G30:30µin (0.76µm) MIN.Select Gold(Mating Area)
100µin (2.54µm) MIN.Select Tin
T: Tin over Nickel



Ordering Information & Dimensions:

PART NO.	Dimensions		PART NO.	Dimensions	
	A	B		A	B
2x2P	2.00	8.50	2x22P	42.00	48.50
2x3P	4.00	10.50	2x23P	44.00	50.50
2x4P	6.00	12.50	2x24P	46.00	52.50
2x5P	8.00	14.50	2x25P	48.00	54.50
2x6P	10.00	16.50	2x26P	50.00	56.50
2x7P	12.00	18.50	2x27P	52.00	58.50
2x8P	14.00	20.50	2x28P	54.00	60.50
2x9P	16.00	22.50	2x29P	56.00	62.50
2x10P	18.00	24.50	2x30P	58.00	64.50
2x11P	20.00	26.50	2x31P	60.00	66.50
2x12P	22.00	28.50	2x32P	62.00	68.50
2x13P	24.00	30.50	2x33P	64.00	70.50
2x14P	26.00	32.50	2x34P	66.00	72.50
2x15P	28.00	34.50	2x35P	68.00	74.50
2x16P	30.00	36.50	2x36P	70.00	76.50
2x17P	32.00	38.50	2x37P	72.00	78.50
2x18P	34.00	40.50	2x38P	74.00	80.50
2x19P	36.00	42.50	2x39P	76.00	82.50
2x20P	38.00	44.50	2x40P	78.00	84.50
2x21P	40.00	46.50			

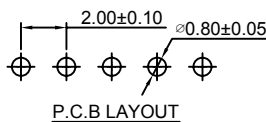
Unit: mm

A2005HWV-XP-Y

2.00mm Pitch 180° Single Row Female Header

Reference Informations:

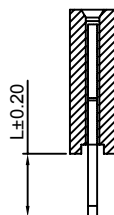
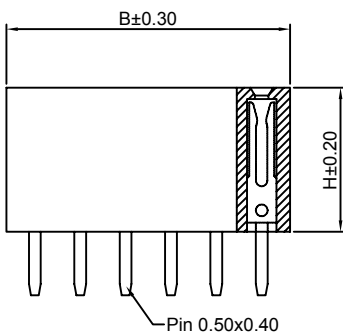
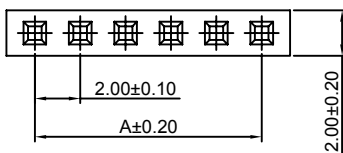
- *Material:Pin:Phosphor Bronze/Gold over Nickel
Insulator:PBT,UL94V-0
- *Mates with CJT A2005 series Single Row Pin Header
- *Color:Black



P.C.B LAYOUT

Ordering Information:
A2005HWV-XP-Y - *** - *** - ***
1 2 3 4

- 1.Part No.
- 2.Size(H):
(Blank):6.35mm(L:2.8mm)
H65:6.50mm(L:3.00mm)
- 3.Material:
(Blank):PBT,UL94V-0
6T:Nylon 6T,UL94V-0
GWT:Nylon 6T,UL94V-0,GWT 750 °C
- 4.Finish:
(blank):Gold-flash
G15:15µin (0.38µm) MIN.Select Gold(Mating Area)
100µin (2.54µm) MIN.Select Tin
G30:30µin (0.76µm) MIN.Select Gold(Mating Area)
100µin (2.54µm) MIN.Select Tin
T: Tin over Nickel



Ordering Information & Dimensions:

PART NO.	Dimensions		PART NO.	Dimensions	
	A	B		A	B
2P	2.00	4.50	22P	42.00	44.50
3P	4.00	6.50	23P	44.00	46.50
4P	6.00	8.50	24P	46.00	48.50
5P	8.00	10.50	25P	48.00	50.50
6P	10.00	12.50	26P	50.00	52.50
7P	12.00	14.50	27P	52.00	54.50
8P	14.00	16.50	28P	54.00	56.50
9P	16.00	18.50	29P	56.00	58.50
10P	18.00	20.50	30P	58.00	60.50
11P	20.00	22.50	31P	60.00	62.50
12P	22.00	24.50	32P	62.00	64.50
13P	24.00	26.50	33P	64.00	66.50
14P	26.00	28.50	34P	66.00	68.50
15P	28.00	30.50	35P	68.00	70.50
16P	30.00	32.50	36P	70.00	72.50
17P	32.00	34.50	37P	72.00	74.50
18P	34.00	36.50	38P	74.00	76.50
19P	36.00	38.50	39P	76.00	78.50
20P	38.00	40.50	40P	78.00	80.50
21P	40.00	42.50			

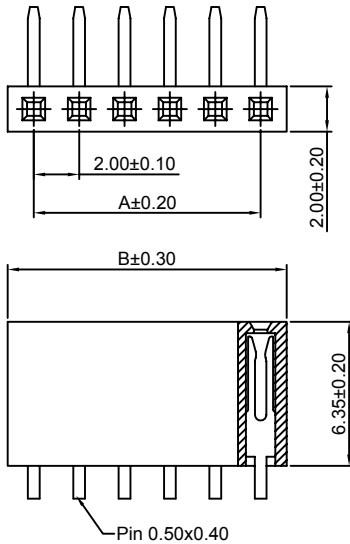
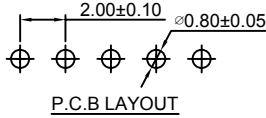
Unit: mm

A2005HWR-XP-Y

2.00mm Pitch 90° Single Row Female Header

Reference Informations:

- *Material:Pin:Phosphor Bronze/Gold over Nickel
Insulator:PBT,UL94V-0
- *Mates with CJT A2005 series Single Row Pin Header
- *Color:Black



Ordering Information:
A2005HWR-XP-Y - *** - ***
1 2 3

- 1.Part No.
- 2.Material:
(Blank):PBT,UL94V-0
6T:Nylon 6T,UL94V-0
GWT:Nylon 6T,UL94V-0,GWT 750 °C
- 3.Finish:
(blank):Gold-flash
G15:15µin (0.38µm) MIN.Select Gold(Mating Area)
100µin (2.54µm) MIN.Select Tin
G30:30µin (0.76µm) MIN.Select Gold(Mating Area)
100µin (2.54µm) MIN.Select Tin
T: Tin over Nickel

Ordering Information & Dimensions:

PART NO.	Dimensions		PART NO.	Dimensions	
	A	B		A	B
2P	2.00	4.50	22P	42.00	44.50
3P	4.00	6.50	23P	44.00	46.50
4P	6.00	8.50	24P	46.00	48.50
5P	8.00	10.50	25P	48.00	50.50
6P	10.00	12.50	26P	50.00	52.50
7P	12.00	14.50	27P	52.00	54.50
8P	14.00	16.50	28P	54.00	56.50
9P	16.00	18.50	29P	56.00	58.50
10P	18.00	20.50	30P	58.00	60.50
11P	20.00	22.50	31P	60.00	62.50
12P	22.00	24.50	32P	62.00	64.50
13P	24.00	26.50	33P	64.00	66.50
14P	26.00	28.50	34P	66.00	68.50
15P	28.00	30.50	35P	68.00	70.50
16P	30.00	32.50	36P	70.00	72.50
17P	32.00	34.50	37P	72.00	74.50
18P	34.00	36.50	38P	74.00	76.50
19P	36.00	38.50	39P	76.00	78.50
20P	38.00	40.50	40P	78.00	80.50
21P	40.00	42.50			

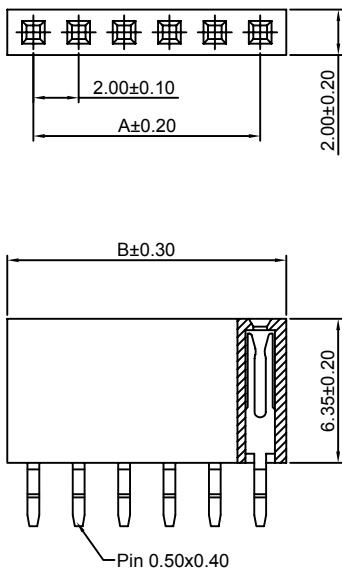
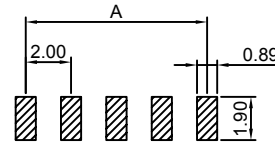
Unit: mm

A2005HWR-S-XP-Y

2.00mm Pitch 90° Single Row Female Header-SMT TYPE

Reference Informations:

- *Material:Pin:Phosphor Bronze/Gold over Nickel
Insulator:Nylon 6T,UL94V-0
- *Mates with CJT A2005 series Single Row Pin Header
- *Color:Black



Ordering Information:
A2005HWR-S-XP-Y - *** - ***
1 2 3

- 1.Part No.
- 2.Material:
(Blank):Nylon 6T,UL94V-0
GWT:Nylon 6T,UL94V-0,GWT 750 °C
- 3.Finish:
(blank):Gold-flash
G15:15µin (0.38µm) MIN.Select Gold(Mating Area)
100µin (2.54µm) MIN.Select Tin
G30:30µin (0.76µm) MIN.Select Gold(Mating Area)
100µin (2.54µm) MIN.Select Tin
T: Tin over Nickel

Ordering Information & Dimensions:

PART NO.	Dimensions		PART NO.	Dimensions	
	A	B		A	B
2P	2.00	4.50	22P	42.00	44.50
3P	4.00	6.50	23P	44.00	46.50
4P	6.00	8.50	24P	46.00	48.50
5P	8.00	10.50	25P	48.00	50.50
6P	10.00	12.50	26P	50.00	52.50
7P	12.00	14.50	27P	52.00	54.50
8P	14.00	16.50	28P	54.00	56.50
9P	16.00	18.50	29P	56.00	58.50
10P	18.00	20.50	30P	58.00	60.50
11P	20.00	22.50	31P	60.00	62.50
12P	22.00	24.50	32P	62.00	64.50
13P	24.00	26.50	33P	64.00	66.50
14P	26.00	28.50	34P	66.00	68.50
15P	28.00	30.50	35P	68.00	70.50
16P	30.00	32.50	36P	70.00	72.50
17P	32.00	34.50	37P	72.00	74.50
18P	34.00	36.50	38P	74.00	76.50
19P	36.00	38.50	39P	76.00	78.50
20P	38.00	40.50	40P	78.00	80.50
21P	40.00	42.50			

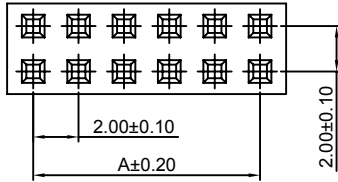
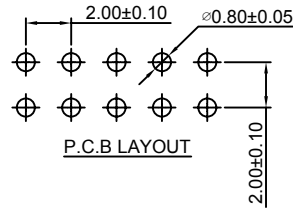
Unit: mm

A2005HWV-2xXP-Y

2.00mm Pitch 180° Dual Row Female Header

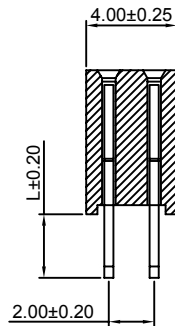
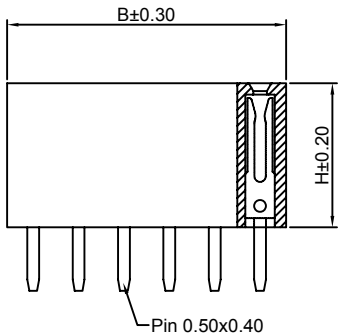
Reference Informations:

- *Material: Pin: Phosphor Bronze/Gold over Nickel
Insulator: PBT, UL94V-0
- *Mates with CJT A2005 series Dual Row Pin Header
- *Color: Black



Ordering Information:
A2005HWV-2xXP-Y - *** - *** - ***
1 2 3 4

- Part No.
- Size (H):
(Blank): 6.35mm (L: 2.8mm)
H65: 6.50mm (L: 3.00mm)
- Material:
(Blank): PBT, UL94V-0
6T: Nylon 6T, UL94V-0
GWT: Nylon 6T, UL94V-0, GWT 750 °C
- Finish:
(blank): Gold-flash
G15: 15µin (0.38µm) MIN. Select Gold (Mating Area)
100µin (2.54µm) MIN. Select Tin
G30: 30µin (0.76µm) MIN. Select Gold (Mating Area)
100µin (2.54µm) MIN. Select Tin
T: Tin over Nickel



Ordering Information & Dimensions:

PART NO.	Dimensions		PART NO.	Dimensions	
	A	B		A	B
2x2P	2.00	4.50	2x22P	42.00	44.50
2x3P	4.00	6.50	2x23P	44.00	46.50
2x4P	6.00	8.50	2x24P	46.00	48.50
2x5P	8.00	10.50	2x25P	48.00	50.50
2x6P	10.00	12.50	2x26P	50.00	52.50
2x7P	12.00	14.50	2x27P	52.00	54.50
2x8P	14.00	16.50	2x28P	54.00	56.50
2x9P	16.00	18.50	2x29P	56.00	58.50
2x10P	18.00	20.50	2x30P	58.00	60.50
2x11P	20.00	22.50	2x31P	60.00	62.50
2x12P	22.00	24.50	2x32P	62.00	64.50
2x13P	24.00	26.50	2x33P	64.00	66.50
2x14P	26.00	28.50	2x34P	66.00	68.50
2x15P	28.00	30.50	2x35P	68.00	70.50
2x16P	30.00	32.50	2x36P	70.00	72.50
2x17P	32.00	34.50	2x37P	72.00	74.50
2x18P	34.00	36.50	2x38P	74.00	76.50
2x19P	36.00	38.50	2x39P	76.00	78.50
2x20P	38.00	40.50	2x40P	78.00	80.50
2x21P	40.00	42.50			

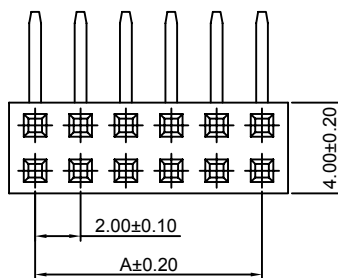
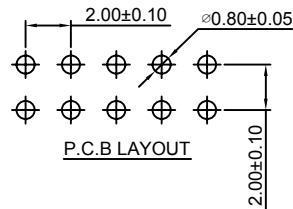
Unit: mm

A2005HWR-2xXP-Y

2.00mm Pitch 90° Dual Row Female Header

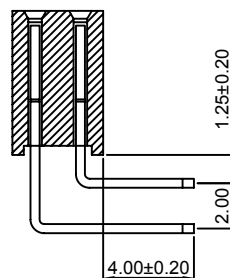
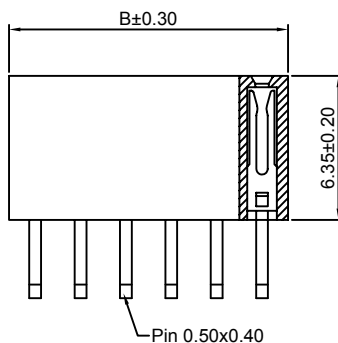
Reference Informations:

- *Material: Pin: Phosphor Bronze/Gold over Nickel
Insulator: PBT, UL94V-0
- *Mates with CJT A2005 series Dual Row Pin Header
- *Color: Black



Ordering Information:
A2005HWR-2xXP-Y - *** - ***
1 2 3

- Part No.
- Material:
(Blank): PBT, UL94V-0
6T: Nylon 6T, UL94V-0
GWT: Nylon 6T, UL94V-0, GWT 750 °C
- Finish:
(blank): Gold-flash
G15: 15µin (0.38µm) MIN. Select Gold (Mating Area)
100µin (2.54µm) MIN. Select Tin
G30: 30µin (0.76µm) MIN. Select Gold (Mating Area)
100µin (2.54µm) MIN. Select Tin
T: Tin over Nickel



Ordering Information & Dimensions:

PART NO.	Dimensions		PART NO.	Dimensions	
	A	B		A	B
2x2P	2.00	4.50	2x22P	42.00	44.50
2x3P	4.00	6.50	2x23P	44.00	46.50
2x4P	6.00	8.50	2x24P	46.00	48.50
2x5P	8.00	10.50	2x25P	48.00	50.50
2x6P	10.00	12.50	2x26P	50.00	52.50
2x7P	12.00	14.50	2x27P	52.00	54.50
2x8P	14.00	16.50	2x28P	54.00	56.50
2x9P	16.00	18.50	2x29P	56.00	58.50
2x10P	18.00	20.50	2x30P	58.00	60.50
2x11P	20.00	22.50	2x31P	60.00	62.50
2x12P	22.00	24.50	2x32P	62.00	64.50
2x13P	24.00	26.50	2x33P	64.00	66.50
2x14P	26.00	28.50	2x34P	66.00	68.50
2x15P	28.00	30.50	2x35P	68.00	70.50
2x16P	30.00	32.50	2x36P	70.00	72.50
2x17P	32.00	34.50	2x37P	72.00	74.50
2x18P	34.00	36.50	2x38P	74.00	76.50
2x19P	36.00	38.50	2x39P	76.00	78.50
2x20P	38.00	40.50	2x40P	78.00	80.50
2x21P	40.00	42.50			

Unit: mm

A2005HWV-S-2xXP-Y

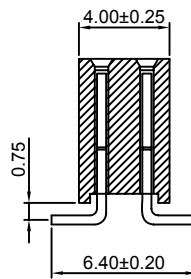
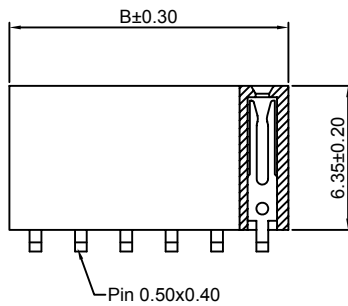
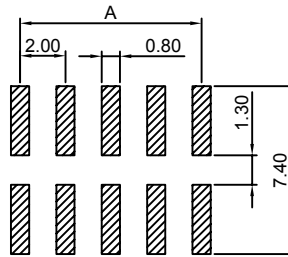
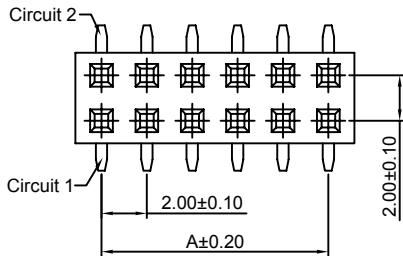
2.00mm Pitch 180° Dual Row Female Header-SMT TYPE

Reference Informations:

- *Material:Pin:Phosphor Bronze/Gold over Nickel
Insulator:Nylon 6T,UL94V-0
- *Mates with CJT A2005 series Dual Row Pin Header
- *Color:Black

Ordering Information:
A2005HWV-S-2xXP-Y - ^{***}/₁ - ^{***}/₂ - ^{***}/₃

- 1.Part No.
- 2.Material:
(Blank):Nylon 6T,UL94V-0
GWT:Nylon 6T,UL94V-0,GWT 750 °C
- 3.Finish:
(blank):Gold-flash
G15:15µin (0.38µm) MIN.Select Gold(Mating Area)
100µin (2.54µm) MIN.Select Tin
G30:30µin (0.76µm) MIN.Select Gold(Mating Area)
100µin (2.54µm) MIN.Select Tin
T: Tin over Nickel



Ordering Information & Dimensions:

PART NO.	Dimensions		PART NO.	Dimensions	
	A	B		A	B
2x2P	2.00	4.50	2x22P	42.00	44.50
2x3P	4.00	6.50	2x23P	44.00	46.50
2x4P	6.00	8.50	2x24P	46.00	48.50
2x5P	8.00	10.50	2x25P	48.00	50.50
2x6P	10.00	12.50	2x26P	50.00	52.50
2x7P	12.00	14.50	2x27P	52.00	54.50
2x8P	14.00	16.50	2x28P	54.00	56.50
2x9P	16.00	18.50	2x29P	56.00	58.50
2x10P	18.00	20.50	2x30P	58.00	60.50
2x11P	20.00	22.50	2x31P	60.00	62.50
2x12P	22.00	24.50	2x32P	62.00	64.50
2x13P	24.00	26.50	2x33P	64.00	66.50
2x14P	26.00	28.50	2x34P	66.00	68.50
2x15P	28.00	30.50	2x35P	68.00	70.50
2x16P	30.00	32.50	2x36P	70.00	72.50
2x17P	32.00	34.50	2x37P	72.00	74.50
2x18P	34.00	36.50	2x38P	74.00	76.50
2x19P	36.00	38.50	2x39P	76.00	78.50
2x20P	38.00	40.50	2x40P	78.00	80.50
2x21P	40.00	42.50			

Unit: mm

A2005HWV-S-F-2xXP-Y

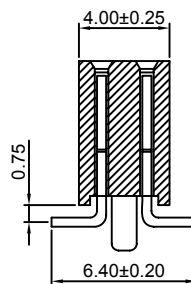
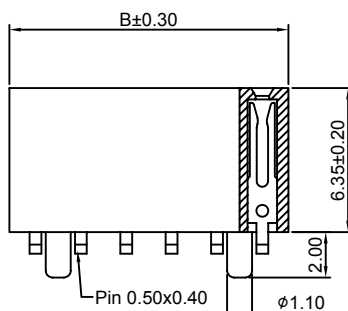
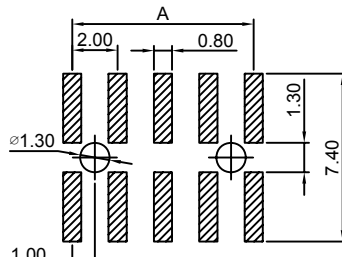
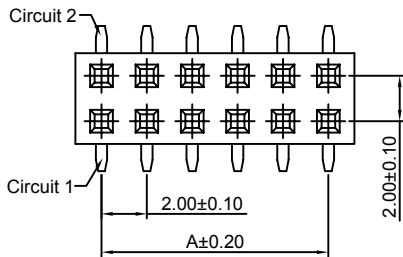
2.00mm Pitch 180° Dual Row Female Header-SMT TYPE

Reference Informations:

- *Material:Pin:Phosphor Bronze/Gold over Nickel
Insulator:Nylon 6T,UL94V-0
- *Mates with CJT A2005 series Dual Row Pin Header
- *Color:Black

Ordering Information:
A2005HWV-S-F-2xXP-Y - ^{***}/₁ - ^{***}/₂ - ^{***}/₃

- 1.Part No.
- 2.Material:
(Blank):Nylon 6T,UL94V-0
GWT:Nylon 6T,UL94V-0,GWT 750 °C
- 3.Finish:
(blank):Gold-flash
G15:15µin (0.38µm) MIN.Select Gold(Mating Area)
100µin (2.54µm) MIN.Select Tin
G30:30µin (0.76µm) MIN.Select Gold(Mating Area)
100µin (2.54µm) MIN.Select Tin
T: Tin over Nickel



Ordering Information & Dimensions:

PART NO.	Dimensions		PART NO.	Dimensions	
	A	B		A	B
2x2P	2.00	4.50	2x22P	42.00	44.50
2x3P	4.00	6.50	2x23P	44.00	46.50
2x4P	6.00	8.50	2x24P	46.00	48.50
2x5P	8.00	10.50	2x25P	48.00	50.50
2x6P	10.00	12.50	2x26P	50.00	52.50
2x7P	12.00	14.50	2x27P	52.00	54.50
2x8P	14.00	16.50	2x28P	54.00	56.50
2x9P	16.00	18.50	2x29P	56.00	58.50
2x10P	18.00	20.50	2x30P	58.00	60.50
2x11P	20.00	22.50	2x31P	60.00	62.50
2x12P	22.00	24.50	2x32P	62.00	64.50
2x13P	24.00	26.50	2x33P	64.00	66.50
2x14P	26.00	28.50	2x34P	66.00	68.50
2x15P	28.00	30.50	2x35P	68.00	70.50
2x16P	30.00	32.50	2x36P	70.00	72.50
2x17P	32.00	34.50	2x37P	72.00	74.50
2x18P	34.00	36.50	2x38P	74.00	76.50
2x19P	36.00	38.50	2x39P	76.00	78.50
2x20P	38.00	40.50	2x40P	78.00	80.50
2x21P	40.00	42.50			

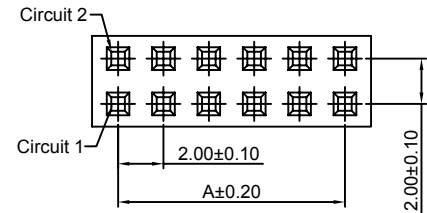
Unit: mm

A2005HWR-S-2xXP-Y

2.00mm Pitch 90° Dual Row Female Header-SMT TYPE

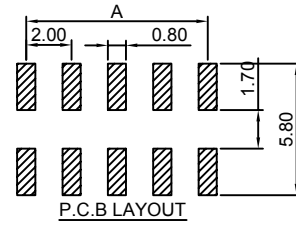
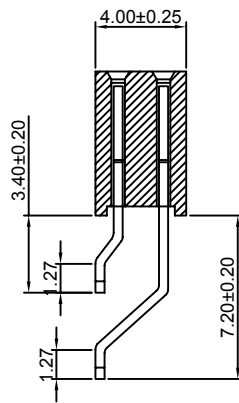
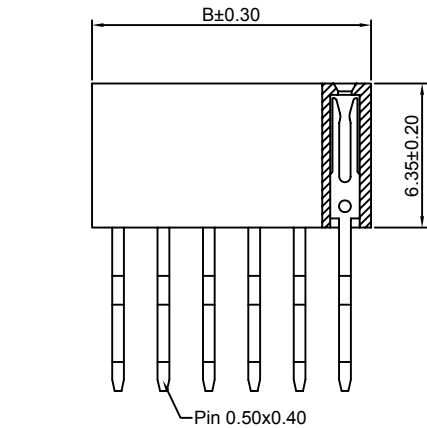
Reference Informations:

- *Material:Pin:Phosphor Bronze/Gold over Nickel
Insulator:Nylon 6T,UL94V-0
- *Mates with CJT A2005 series Dual Row Pin Header
- *Color:Black



Ordering Information:
A2005HWR-S-2xXP-Y - *** - ***
1 2 3

1.Part No.
2.Material:
(Blank):Nylon 6T,UL94V-0
GWT:Nylon 6T,UL94V-0,GWT 750 °C
3.Finish:
(blank):Gold-flash
G15:15µin (0.38µm) MIN.Select Gold(Mating Area)
100µin (2.54µm) MIN.Select Tin
G30:30µin (0.76µm) MIN.Select Gold(Mating Area)
100µin (2.54µm) MIN.Select Tin
I: Tin over Nickel



Ordering Information & Dimensions:

PART NO.	Dimensions		PART NO.	Dimensions	
	A	B		A	B
2x2P	2.00	4.50	2x22P	42.00	44.50
2x3P	4.00	6.50	2x23P	44.00	46.50
2x4P	6.00	8.50	2x24P	46.00	48.50
2x5P	8.00	10.50	2x25P	48.00	50.50
2x6P	10.00	12.50	2x26P	50.00	52.50
2x7P	12.00	14.50	2x27P	52.00	54.50
2x8P	14.00	16.50	2x28P	54.00	56.50
2x9P	16.00	18.50	2x29P	56.00	58.50
2x10P	18.00	20.50	2x30P	58.00	60.50
2x11P	20.00	22.50	2x31P	60.00	62.50
2x12P	22.00	24.50	2x32P	62.00	64.50
2x13P	24.00	26.50	2x33P	64.00	66.50
2x14P	26.00	28.50	2x34P	66.00	68.50
2x15P	28.00	30.50	2x35P	68.00	70.50
2x16P	30.00	32.50	2x36P	70.00	72.50
2x17P	32.00	34.50	2x37P	72.00	74.50
2x18P	34.00	36.50	2x38P	74.00	76.50
2x19P	36.00	38.50	2x39P	76.00	78.50
2x20P	38.00	40.50	2x40P	78.00	80.50
2x21P	40.00	42.50			

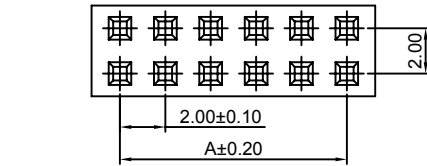
Unit: mm

A2005HWV-2xXP-H-Y

2.00mm Pitch 180° Dual Row Female Header

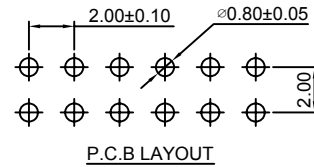
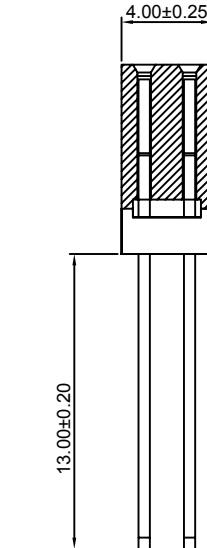
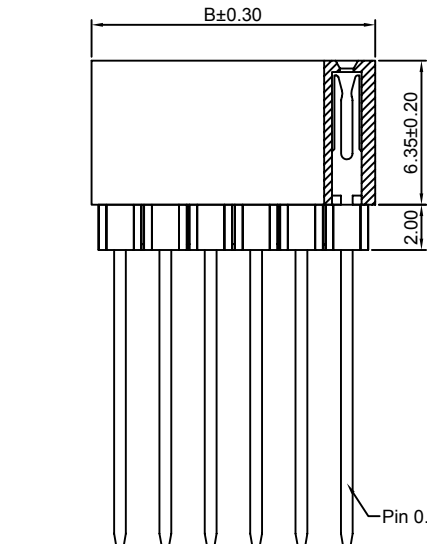
Reference Informations:

- *Material:Pin:Phosphor Bronze/Gold over Nickel
Insulator:PBT,UL94V-0
- *Mates with CJT A2005 series Dual Row Pin Header
- *Color:Black



Ordering Information:
A2005HWV-2xXP-H-Y - *** - ***
1 2 3

1.Part No.
2.Material:
(Blank):PBT,UL94V-0
6T:Nylon 6T,UL94V-0
GWT:Nylon 6T,UL94V-0,GWT 750 °C
3.Finish:
(blank):Gold-flash
G15:15µin (0.38µm) MIN.Select Gold(Mating Area)
100µin (2.54µm) MIN.Select Tin
G30:30µin (0.76µm) MIN.Select Gold(Mating Area)
100µin (2.54µm) MIN.Select Tin
I: Tin over Nickel



Ordering Information & Dimensions:

PART NO.	Dimensions		PART NO.	Dimensions	
	A	B		A	B
2x2P	2.00	4.50	2x22P	42.00	44.50
2x3P	4.00	6.50	2x23P	44.00	46.50
2x4P	6.00	8.50	2x24P	46.00	48.50
2x5P	8.00	10.50	2x25P	48.00	50.50
2x6P	10.00	12.50	2x26P	50.00	52.50
2x7P	12.00	14.50	2x27P	52.00	54.50
2x8P	14.00	16.50	2x28P	54.00	56.50
2x9P	16.00	18.50	2x29P	56.00	58.50
2x10P	18.00	20.50	2x30P	58.00	60.50
2x11P	20.00	22.50	2x31P	60.00	62.50
2x12P	22.00	24.50	2x32P	62.00	64.50
2x13P	24.00	26.50	2x33P	64.00	66.50
2x14P	26.00	28.50	2x34P	66.00	68.50
2x15P	28.00	30.50	2x35P	68.00	70.50
2x16P	30.00	32.50	2x36P	70.00	72.50
2x17P	32.00	34.50	2x37P	72.00	74.50
2x18P	34.00	36.50	2x38P	74.00	76.50
2x19P	36.00	38.50	2x39P	76.00	78.50
2x20P	38.00	40.50	2x40P	78.00	80.50
2x21P	40.00	42.50			

Unit: mm

A2005HWV-3xXP

2.00mm Pitch 180° Triple Row Female Header

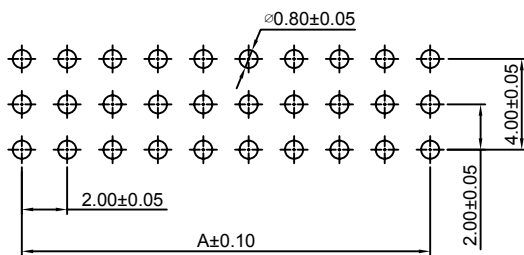
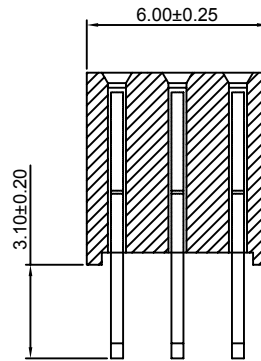
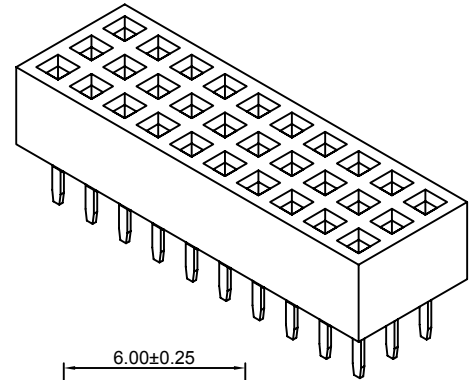
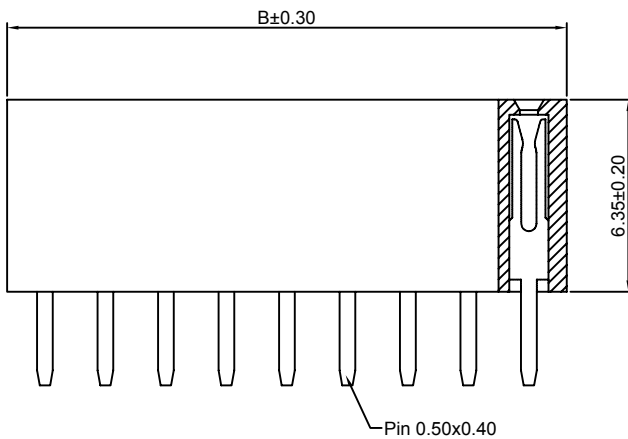
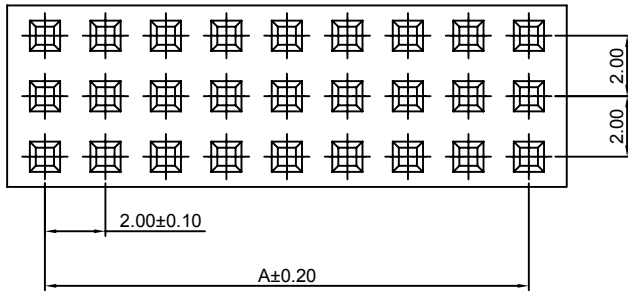
Reference Informations:

- *Material: Pin: Phosphor Bronze/Gold over Nickel
Insulator: PBT, UL94V-0
- *Mates with CJT A2005 series Triple Row Pin Header
- *Color: Black

Ordering Information:

A2005HWV-3xXP - *** - ***
1 2 3

- Part No.
- Material:
(Blank): PBT, UL94V-0
6T: Nylon 6T, UL94V-0
GWT: Nylon 6T, UL94V-0, GWT 750 °C
- Finish:
(blank): Gold-flash
G15: 15µm (0.38µm) MIN. Select Gold (Mating Area)
100µm (2.54µm) MIN. Select Tin
G30: 30µm (0.76µm) MIN. Select Gold (Mating Area)
100µm (2.54µm) MIN. Select Tin
T: Tin over Nickel



P.C.B LAYOUT

Ordering Information & Dimensions:

PART NO.	Dimensions		PART NO.	Dimensions	
	A	B		A	B
3x2P	2.00	4.30	3x22P	42.00	44.30
3x3P	4.00	6.30	3x23P	44.00	46.30
3x4P	6.00	8.30	3x24P	46.00	48.30
3x5P	8.00	10.30	3x25P	48.00	50.30
3x6P	10.00	12.30	3x26P	50.00	52.30
3x7P	12.00	14.30	3x27P	52.00	54.30
3x8P	14.00	16.30	3x28P	54.00	56.30
3x9P	16.00	18.30	3x29P	56.00	58.30
3x10P	18.00	20.30	3x30P	58.00	60.30
3x11P	20.00	22.30	3x31P	60.00	62.30
3x12P	22.00	24.30	3x32P	62.00	64.30
3x13P	24.00	26.30	3x33P	64.00	66.30
3x14P	26.00	28.30	3x34P	66.00	68.30
3x15P	28.00	30.30	3x35P	68.00	70.30
3x16P	30.00	32.30	3x36P	70.00	72.30
3x17P	32.00	34.30	3x37P	72.00	74.30
3x18P	34.00	36.30	3x38P	74.00	76.30
3x19P	36.00	38.30	3x39P	76.00	78.30
3x20P	38.00	40.30	3x40P	78.00	80.30
3x21P	40.00	42.30			

Unit: mm

A2005HWR-3xXP

2.00mm Pitch 90° Triple Row Female Header

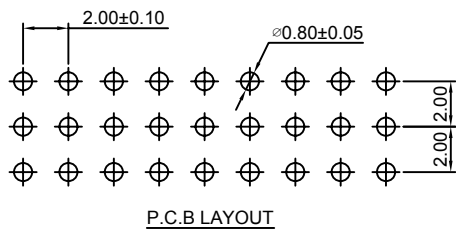
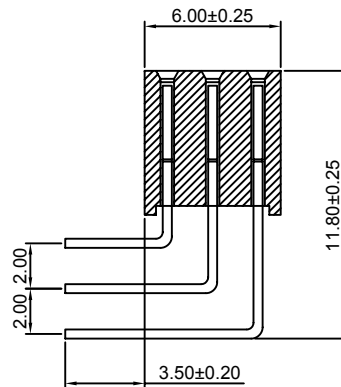
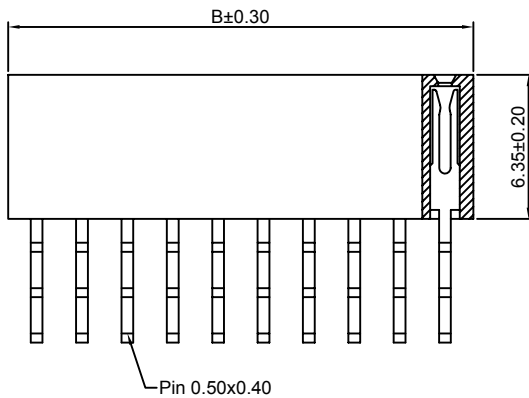
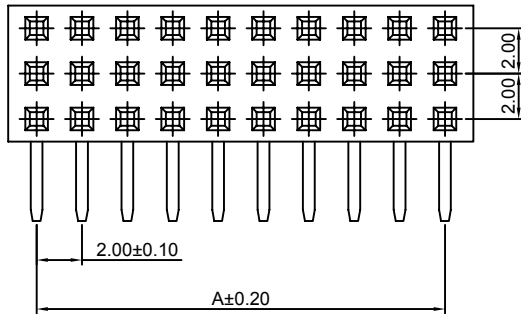
Reference Informations:

- *Material: Pin: Phosphor Bronze/Gold over Nickel
Insulator: PBT, UL94V-0
- *Mates with CJT A2005 series Triple Row Pin Header
- *Color: Black

Ordering Information:

A2005HWR-3xXP - *** - ***
1 2 3

- Part No.
- Material:
(Blank): PBT, UL94V-0
6T: Nylon 6T, UL94V-0
GWT: Nylon 6T, UL94V-0, GWT 750 °C
- Finish:
(blank): Gold-flash
G15: 15µm (0.38µm) MIN. Select Gold (Mating Area)
100µm (2.54µm) MIN. Select Tin
G30: 30µm (0.76µm) MIN. Select Gold (Mating Area)
100µm (2.54µm) MIN. Select Tin
T: Tin over Nickel



Ordering Information & Dimensions:

PART NO.	Dimensions		PART NO.	Dimensions	
	A	B		A	B
3x2P	2.00	4.50	3x22P	42.00	44.50
3x3P	4.00	6.50	3x23P	44.00	46.50
3x4P	6.00	8.50	3x24P	46.00	48.50
3x5P	8.00	10.50	3x25P	48.00	50.50
3x6P	10.00	12.50	3x26P	50.00	52.50
3x7P	12.00	14.50	3x27P	52.00	54.50
3x8P	14.00	16.50	3x28P	54.00	56.50
3x9P	16.00	18.50	3x29P	56.00	58.50
3x10P	18.00	20.50	3x30P	58.00	60.50
3x11P	20.00	22.50	3x31P	60.00	62.50
3x12P	22.00	24.50	3x32P	62.00	64.50
3x13P	24.00	26.50	3x33P	64.00	66.50
3x14P	26.00	28.50	3x34P	66.00	68.50
3x15P	28.00	30.50	3x35P	68.00	70.50
3x16P	30.00	32.50	3x36P	70.00	72.50
3x17P	32.00	34.50	3x37P	72.00	74.50
3x18P	34.00	36.50	3x38P	74.00	76.50
3x19P	36.00	38.50	3x39P	76.00	78.50
3x20P	38.00	40.50	3x40P	78.00	80.50
3x21P	40.00	42.50			

Unit: mm

A2005HWV-4xXP

2.00mm Pitch 180° Four Row Female Header

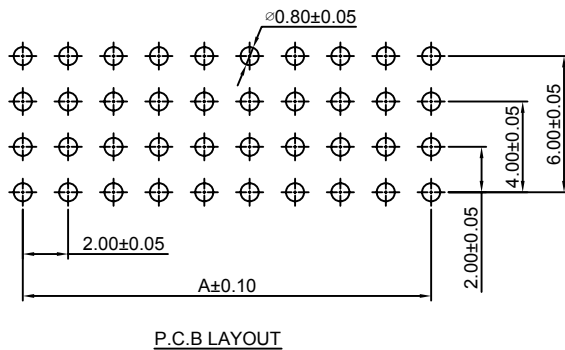
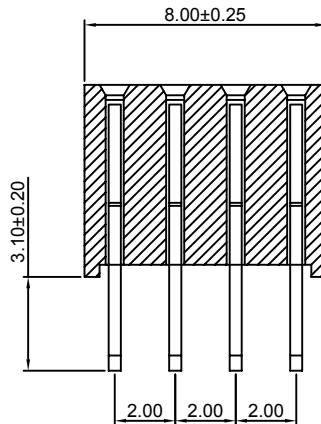
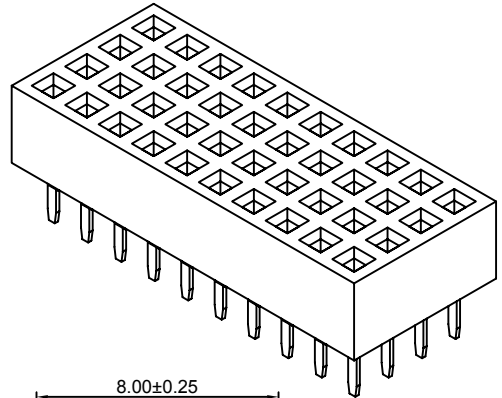
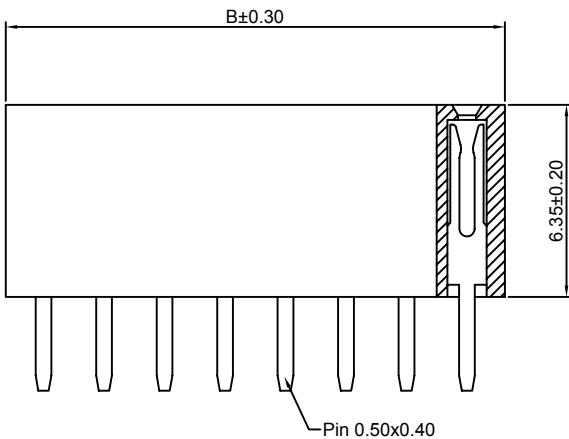
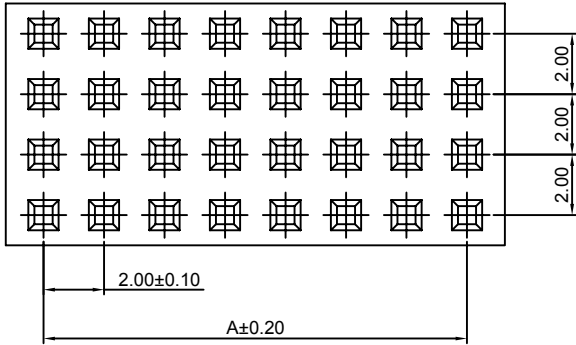
Reference Informations:

- *Material: Pin: Phosphor Bronze/Gold over Nickel
Insulator: PBT, UL94V-0
- *Mates with CJT A2005 series Four Row Pin Header
- *Color: Black

Ordering Information:

A2005HWV-4xXP - *** - ***
1 2 3

- Part No.
- Material:
(Blank): PBT, UL94V-0
6T: Nylon 6T, UL94V-0
GWT: Nylon 6T, UL94V-0, GWT 750°C
- Finish:
(blank): Gold-flash
G15: 15µin (0.38µm) MIN. Select Gold (Mating Area)
100µin (2.54µm) MIN. Select Tin
G30: 30µin (0.76µm) MIN. Select Gold (Mating Area)
100µin (2.54µm) MIN. Select Tin
T: Tin over Nickel



Ordering Information & Dimensions:

PART NO.	Dimensions		PART NO.	Dimensions	
	A	B		A	B
4x2P	2.00	4.50	4x22P	42.00	44.50
4x3P	4.00	6.50	4x23P	44.00	46.50
4x4P	6.00	8.50	4x24P	46.00	48.50
4x5P	8.00	10.50	4x25P	48.00	50.50
4x6P	10.00	12.50	4x26P	50.00	52.50
4x7P	12.00	14.50	4x27P	52.00	54.50
4x8P	14.00	16.50	4x28P	54.00	56.50
4x9P	16.00	18.50	4x29P	56.00	58.50
4x10P	18.00	20.50	4x30P	58.00	60.50
4x11P	20.00	22.50	4x31P	60.00	62.50
4x12P	22.00	24.50	4x32P	62.00	64.50
4x13P	24.00	26.50	4x33P	64.00	66.50
4x14P	26.00	28.50	4x34P	66.00	68.50
4x15P	28.00	30.50	4x35P	68.00	70.50
4x16P	30.00	32.50	4x36P	70.00	72.50
4x17P	32.00	34.50	4x37P	72.00	74.50
4x18P	34.00	36.50	4x38P	74.00	76.50
4x19P	36.00	38.50	4x39P	76.00	78.50
4x20P	38.00	40.50	4x40P	78.00	80.50
4x21P	40.00	42.50			

Unit: mm

A2005HWVA-4xXP

2.00mm Pitch 180° Four Row Female Header

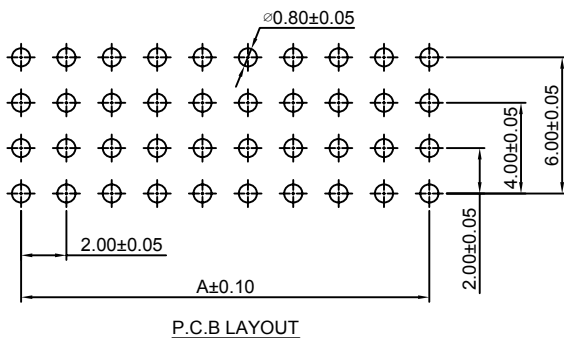
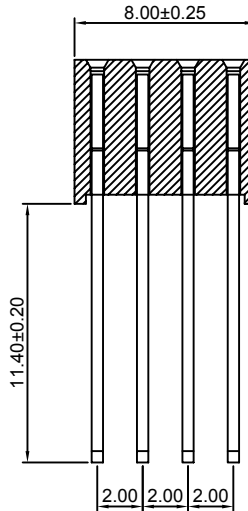
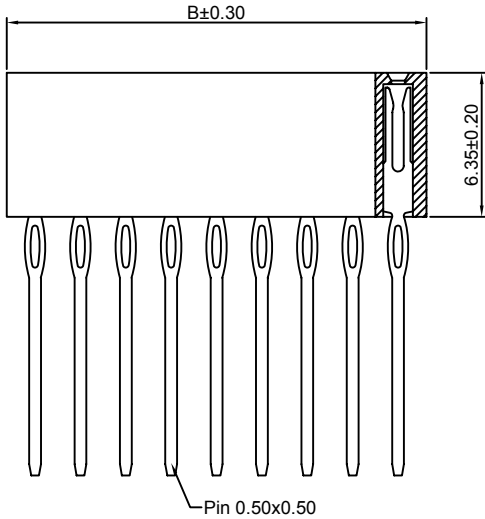
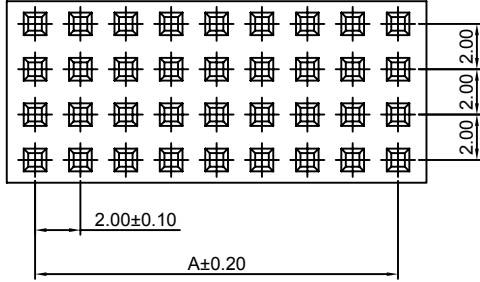
Reference Informations:

- *Material: Pin: Phosphor Bronze/Gold over Nickel
Insulator: PBT, UL94V-0
- *Mates with CJT A2005 series Four Row Pin Header
- *Color: Black

Ordering Information:

A2005HWVA-4xXP - *** - ***
1 2 3

- Part No.
- Material:
(Blank): PBT, UL94V-0
6T: Nylon 6T, UL94V-0
GWT: Nylon 6T, UL94V-0, GWT 750 °C
- Finish:
(blank): Gold-flash
G15: 15µin (0.38µm) MIN. Select Gold (Mating Area)
100µin (2.54µm) MIN. Select Tin
G30: 30µin (0.76µm) MIN. Select Gold (Mating Area)
100µin (2.54µm) MIN. Select Tin
T: Tin over Nickel



Ordering Information & Dimensions:

PART NO.	Dimensions		PART NO.	Dimensions	
	A	B		A	B
4x2P	2.00	4.50	4x22P	42.00	44.50
4x3P	4.00	6.50	4x23P	44.00	46.50
4x4P	6.00	8.50	4x24P	46.00	48.50
4x5P	8.00	10.50	4x25P	48.00	50.50
4x6P	10.00	12.50	4x26P	50.00	52.50
4x7P	12.00	14.50	4x27P	52.00	54.50
4x8P	14.00	16.50	4x28P	54.00	56.50
4x9P	16.00	18.50	4x29P	56.00	58.50
4x10P	18.00	20.50	4x30P	58.00	60.50
4x11P	20.00	22.50	4x31P	60.00	62.50
4x12P	22.00	24.50	4x32P	62.00	64.50
4x13P	24.00	26.50	4x33P	64.00	66.50
4x14P	26.00	28.50	4x34P	66.00	68.50
4x15P	28.00	30.50	4x35P	68.00	70.50
4x16P	30.00	32.50	4x36P	70.00	72.50
4x17P	32.00	34.50	4x37P	72.00	74.50
4x18P	34.00	36.50	4x38P	74.00	76.50
4x19P	36.00	38.50	4x39P	76.00	78.50
4x20P	38.00	40.50	4x40P	78.00	80.50
4x21P	40.00	42.50			

Unit: mm

A2005HWV-4xXP-H — 2.00mm Pitch 180° Four Row Female Header

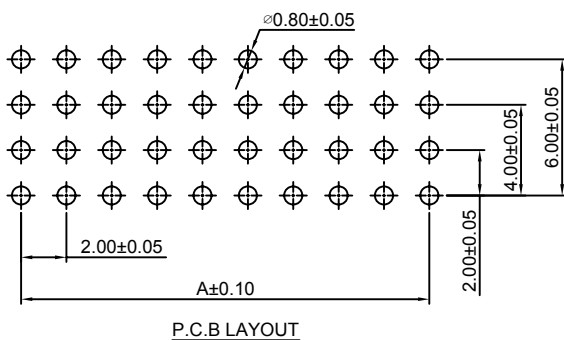
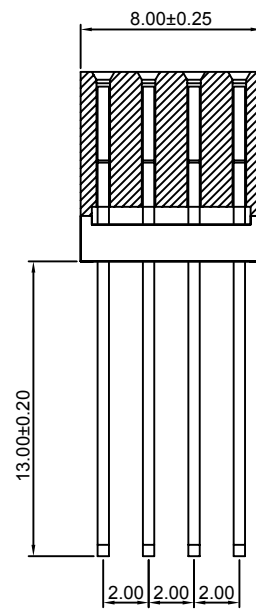
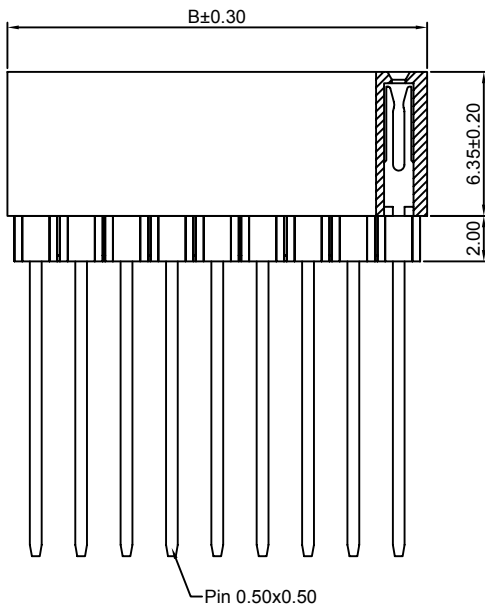
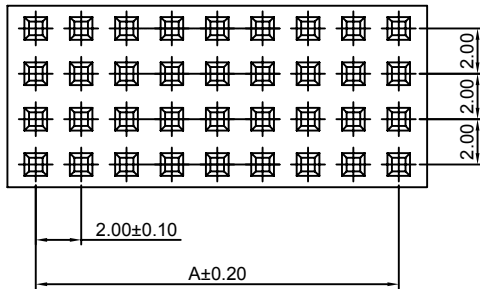
Reference Informations:

- *Material: Pin: Phosphor Bronze/Gold over Nickel
Insulator: PBT, UL94V-0
- *Mates with CJT A2005 series Four Row Pin Header
- *Color: Black

Ordering Information:

A2005HWV-4xXP-H - *** - ***
1 2 3

- Part No.
- Material:
(Blank): PBT, UL94V-0
6T: Nylon 6T, UL94V-0
GWT: Nylon 6T, UL94V-0, GWT 750 °C
- Finish:
(blank): Gold-flash
G15: 15µin (0.38µm) MIN. Select Gold (Mating Area)
100µin (2.54µm) MIN. Select Tin
G30: 30µin (0.76µm) MIN. Select Gold (Mating Area)
100µin (2.54µm) MIN. Select Tin
T: Tin over Nickel



Ordering Information & Dimensions:

PART NO.	Dimensions		PART NO.	Dimensions	
	A	B		A	B
4x2P	2.00	4.50	4x22P	42.00	44.50
4x3P	4.00	6.50	4x23P	44.00	46.50
4x4P	6.00	8.50	4x24P	46.00	48.50
4x5P	8.00	10.50	4x25P	48.00	50.50
4x6P	10.00	12.50	4x26P	50.00	52.50
4x7P	12.00	14.50	4x27P	52.00	54.50
4x8P	14.00	16.50	4x28P	54.00	56.50
4x9P	16.00	18.50	4x29P	56.00	58.50
4x10P	18.00	20.50	4x30P	58.00	60.50
4x11P	20.00	22.50	4x31P	60.00	62.50
4x12P	22.00	24.50	4x32P	62.00	64.50
4x13P	24.00	26.50	4x33P	64.00	66.50
4x14P	26.00	28.50	4x34P	66.00	68.50
4x15P	28.00	30.50	4x35P	68.00	70.50
4x16P	30.00	32.50	4x36P	70.00	72.50
4x17P	32.00	34.50	4x37P	72.00	74.50
4x18P	34.00	36.50	4x38P	74.00	76.50
4x19P	36.00	38.50	4x39P	76.00	78.50
4x20P	38.00	40.50	4x40P	78.00	80.50
4x21P	40.00	42.50			

Unit: mm

X-ON Electronics

Largest Supplier of Electrical and Electronic Components

Click to view similar products for [Headers & Wire Housings](#) category:

Click to view products by [Changjiang](#) manufacturer:

Other Similar products are found below :

[95000-104TRLF](#) [10135584-644402LF](#) [DF62W-EP2022PCA](#) [95000-106TRLF](#) [DF62W-2022SCA](#) [DF62W-EP2022PC](#) [2203348](#) [DF62W-2022SC](#) [1084018](#) [1029039](#) [1084017](#) [802-10-012-10-002000](#) [1112640](#) [1112639](#) [891-007-9SS-BST1T](#) [000-34000](#) [0008550134](#) [0009482033](#) [0009507031](#) [57102-F02-18ULF](#) [57102-S06-03LF](#) [57202-S52-04LF](#) [PCN6-15S-2.5E](#) [0039019024](#) [58102-G61-06LF](#) [582553-1](#) [0009485154](#) [0009508121](#) [0022285053](#) [0050291907](#) [018731A](#) [LY20-4P-DT1-P1E-BR](#) [02.125.8002.8](#) [60101931](#) [60598-1 \(Cut Strip\)](#) [M1625-3R/100](#) [61062-3](#) [61082-181009](#) [CSU011177004](#) [636-1427](#) [638009-1](#) [641938-9](#) [641991-4](#) [644168-1](#) [644827-2](#) [647662-1](#) [65039-019ELF](#) [65692-001LF](#) [65781-018](#) [65781-047](#)