



# 承认书

## APPROVAL SHEET

客户名称:

Customer

/

产品名称:

Part Name

片式铁氧体磁珠、电感、片式甚高频电感

Chip Beads 、 inductors 、 Chip high frequency inductors

产品规格:

Specification

CBG、CBW、CBM、CBY、CBH、CMI、 CMP、VHF Series

版本号:

Version No.

16.01

日期:

DATE

2016.04.05



Manufacturer			Customer		
拟制	审核	确认	检验	审核	批准
Draft by	Checked by	Approve by	Check by	Checked by	Approval by
林晓华	徐雪枫	覃贤			



序号 No	目 录 TABLE OF CONTENTS
1	履 历 表 Resume
2	外形尺寸与内部结构 Dimension & Inner-configuration
3	产品品名构成 Product Spec. Model
4	电性能参数表 Electrical Characteristics List
5	可靠性试验项目 Reliability Testing Items
6	产品包装 Packaging
7	推荐焊接条件 Recommend Soldering Conditions
8	清洗 Cleaning
9	存储要求 Storage Requirements
10	ODS（消耗臭氧层物质）的使用情况 Usage Of ODS
11	注意事项 Notes





## 2 外形尺寸与内部结构 Dimension & Inner-configuration:

外形尺寸图:



内部结构图:



- a. 银层 Ag layer
- b. 镀层 Ni/Sn plating
- c. 内电极 Inner electrode
- d. 瓷体 Body
- e. 端电极 Terminal electrode
- f. 瓷体 ferrite or ceramic

序号 No.	部位 Component		材料 Material
1	瓷体Body		铁氧体电感: 镍铜锌体系 Ni-Cu-Zn 甚高频电感: 陶瓷体系 Al <sub>2</sub> O <sub>3</sub>
2	内电极 Inner electrode		纯银Ag
3	端电极 Terminal electrode	银层 Ag layer	银Ag
		Ni/Sn镀层 Ni/Sn plating	镍层-锡层 Ni-Sn

单位 Unit: mm (inch)

型号 Size	L	W	T	a
100505	1.0±0.15 (0.040±0.006)	0.5±0.15 (0.020±0.006)	0.5±0.15 (0.020±0.006)	0.25±0.1 (0.010±0.004)
160808	1.6±0.20 (0.063±0.008)	0.8±0.20 (0.031±0.008)	0.8±0.20 (0.031±0.008)	0.3±0.2 (0.01±0.008)
201209	2.0±0.20 (0.079±0.008)	1.2±0.20 (0.047±0.008)	0.9±0.20 (0.035±0.008)	0.5±0.3 (0.020±0.012)
201212	2.0±0.20 (0.079±0.008)	1.2±0.20 (0.047±0.008)	1.2±0.20 (0.047±0.008)	0.5±0.3 (0.020±0.012)
252009	2.5±0.20 (0.098±0.008)	2.0±0.20 (0.079±0.008)	0.9±0.20 (0.035±0.008)	0.5±0.3 (0.020±0.012)
321609	3.2±0.20 (0.126±0.008)	1.6±0.20 (0.063±0.008)	0.9±0.20 (0.035±0.008)	0.5±0.3 (0.020±0.012)
321611	3.2±0.20 (0.126±0.008)	1.6±0.20 (0.063±0.008)	1.1±0.20 (0.043±0.008)	0.5±0.3 (0.020±0.012)
322513	3.2±0.20 (0.126±0.008)	2.5±0.20 (0.098±0.008)	1.3±0.20 (0.051±0.008)	0.5±0.3 (0.020±0.012)
451616	4.5±0.20 (0.180±0.008)	1.6±0.20 (0.063±0.008)	1.6±0.20 (0.063±0.008)	0.5±0.3 (0.020±0.012)
453215	4.5±0.20 (0.180±0.008)	3.2±0.20 (0.126±0.008)	1.5±0.20 (0.060±0.008)	0.5±0.3 (0.020±0.012)



### 3 产品品名构成 Product Spec. Model





#### 4 电性能参数表 Electrical Characteristics List

型号规格 Part NO.	客户料号 Customer P/N	误差范围 Tolerance (%)	标称感量 Inductance (μH)	Q值 (min)	直流电阻 RDC (Ω) max	测试频率 Test frequency (MHz)	测试电压 Test voltage (mV)	自谐振频率 SRF (MHz) min	额定电流 Rated current (mA)max
CMI100505V47NKT		±10	0.047	10	0.45	50	50	220	25
CMI100505V56NKT		±10	0.056	10	0.45	50	50	210	25
CMI100505V68NKT		±10	0.068	10	0.45	50	50	210	25
CMI100505V82NKT		±10	0.082	10	0.45	50	50	200	25
CMI100505VR10KT		±10	0.10	15	0.70	25	50	200	25
CMI100505VR12KT		±10	0.12	15	0.70	25	50	165	25
CMI100505VR15KT		±10	0.15	15	0.80	25	50	140	25
CMI100505VR18KT		±10	0.18	15	0.80	25	50	120	25
CMI100505VR22KT		±10	0.22	15	1.00	25	50	110	25
CMI100505VR27KT		±10	0.27	15	1.20	25	50	95	25
CMI100505VR33KT		±10	0.33	15	1.20	25	50	85	25
CMI100505UR39KT		±10	0.39	15	1.30	10	50	70	20
CMI100505UR47KT		±10	0.47	15	1.50	10	50	68	20
CMI100505UR56KT		±10	0.56	15	2.00	10	50	55	20
CMI100505UR68KT		±10	0.68	15	2.30	10	50	50	20
CMI100505UR82KT		±10	0.82	15	3.00	10	50	45	18
CMI100505U1R0KT		±10	1.0	20	0.90	10	50	40	25
CMI100505U1R2KT		±10	1.2	20	1.20	10	50	35	25



型号规格 Part NO.	客户料号 Customer P/N	误差范围 Tolerance (%)	标称感量 Inductance ( $\mu\text{H}$ )	Q 值 (min)	直流电阻 RDC ( $\Omega$ ) max	测试频率 Test frequency (MHz)	测试电压 Test voltage (mV)	自谐振频率 SRF (MHz) min	额定电流 Rated current (mA)max
CMI160808V47NKT		$\pm 10$	0.047	15	0.20	50	50	260	50
CMI160808V56NKT		$\pm 10$	0.056	15	0.20	50	50	260	50
CMI160808V68NKT		$\pm 10$	0.068	15	0.20	50	50	250	50
CMI160808V82NKT		$\pm 10$	0.082	15	0.20	50	50	245	50
CMI160808VR10KT		$\pm 10$	0.10	20	0.25	25	50	240	50
CMI160808VR12KT		$\pm 10$	0.12	20	0.30	25	50	205	50
CMI160808VR15KT		$\pm 10$	0.15	20	0.30	25	50	180	50
CMI160808VR18KT		$\pm 10$	0.18	20	0.30	25	50	165	50
CMI160808VR22KT		$\pm 10$	0.22	20	0.40	25	50	150	50
CMI160808VR27KT		$\pm 10$	0.27	20	0.45	25	50	136	50
CMI160808VR33KT		$\pm 10$	0.33	20	0.50	25	50	125	50
CMI160808VR39KT		$\pm 10$	0.39	20	0.60	25	50	110	50
CMI160808VR47KT		$\pm 10$	0.47	20	0.70	25	50	105	50
CMI160808VR56KT		$\pm 10$	0.56	20	0.70	25	50	95	50
CMI160808VR68KT		$\pm 10$	0.68	20	0.90	25	50	90	50
CMI160808VR82KT		$\pm 10$	0.82	20	1.00	25	50	85	50
CMI160808U1R0KT		$\pm 10$	1.0	25	0.50	10	50	75	25
CMI160808U1R2KT		$\pm 10$	1.2	25	0.55	10	50	65	25
CMI160808U1R5KT		$\pm 10$	1.5	25	0.70	10	50	60	25
CMI160808U1R8KT		$\pm 10$	1.8	25	0.75	10	50	55	25
CMI160808U2R2KT		$\pm 10$	2.2	25	0.80	10	50	50	25
CMI160808U2R7KT		$\pm 10$	2.7	25	0.90	10	50	45	15
CMI160808U3R3KT		$\pm 10$	3.3	25	1.00	10	50	40	15
CMI160808U3R9KT		$\pm 10$	3.9	25	1.30	10	50	35	15
CMI160808X4R7KT		$\pm 10$	4.7	25	1.50	10	50	33	15
CMI160808X5R6KT		$\pm 10$	5.6	12	1.55	4	50	22	5
CMI160808J6R8KT		$\pm 10$	6.8	12	1.55	4	50	20	5
CMI160808J8R2KT		$\pm 10$	8.2	12	1.65	4	50	18	5
CMI160808J100KT		$\pm 10$	10	20	1.75	2	50	17	3
CMI160808J120KT		$\pm 10$	12	20	1.85	2	50	15	3
CMI160808J150MT		$\pm 20$	15	20	2.50	1	50	14	1
CMI160808J180MT		$\pm 20$	18	20	2.70	1	50	13	1
CMI160808J220MT		$\pm 20$	22	20	3.00	1	50	12	1



型号规格 Part NO.	客户料号 Customer P/N	误差范围 Tolerance (%)	标称感量 Inductance (μH)	Q 值 (min)	直流电阻 RDC (Ω) max	测试频率 Test frequency (MHz)	测试电压 Test voltage (mV)	自谐振频率 SRF (MHz) min	额定电流 Rated current (mA)max
CMI201209V47NKT		±10	0.047	25	0.15	50	50	320	300
CMI201209V56NKT		±10	0.056	25	0.15	50	50	320	300
CMI201209V68NKT		±10	0.068	25	0.20	50	50	280	300
CMI201209V82NKT		±10	0.082	25	0.20	50	50	280	300
CMI201209VR10KT		±10	0.10	20	0.20	25	50	235	250
CMI201209VR12KT		±10	0.12	20	0.25	25	50	220	250
CMI201209VR15KT		±10	0.15	20	0.25	25	50	200	250
CMI201209VR18KT		±10	0.18	20	0.30	25	50	185	250
CMI201209VR22KT		±10	0.22	20	0.30	25	50	170	250
CMI201209VR27KT		±10	0.27	20	0.40	25	50	150	250
CMI201209VR33KT		±10	0.33	20	0.40	25	50	145	250
CMI201209VR39KT		±10	0.39	25	0.50	25	50	135	200
CMI201209VR47KT		±10	0.47	25	0.50	25	50	125	200
CMI201209VR56KT		±10	0.56	25	0.60	25	50	115	150
CMI201209VR68KT		±10	0.68	25	0.65	25	50	105	150
CMI201209VR82KT		±10	0.82	25	0.70	25	50	100	150
CMI201209U1R0KT		±10	1.0	35	0.40	10	50	75	50
CMI201209U1R2KT		±10	1.2	35	0.40	10	50	65	50
CMI201209U1R5KT		±10	1.5	35	0.40	10	50	60	50
CMI201209U1R8KT		±10	1.8	35	0.40	10	50	55	50
CMI201209U2R2KT		±10	2.2	35	0.60	10	50	50	50
CMI201209U2R7KT		±10	2.7	35	0.60	10	50	45	50
CMI201209U3R3KT		±10	3.3	35	0.60	10	50	41	50
CMI201209U3R9KT		±10	3.9	35	0.80	10	50	38	50
CMI201209U4R7KT		±10	4.7	35	0.90	10	50	35	30
CMI201209X5R6KT		±10	5.6	30	1.00	4	50	32	15
CMI201209X6R8KT		±10	6.8	30	1.05	4	50	29	15
CMI201209X8R2KT		±10	8.2	30	1.05	4	50	26	15
CMI201209X100KT		±10	10	30	1.15	2	50	24	15
CMI201209X120KT		±10	12	30	1.15	2	50	22	15
CMI201209J150KT		±10	15	25	1.15	1	50	19	5
CMI201209J180KT		±10	18	25	1.20	1	50	18	5
CMI201209J220KT		±10	22	25	1.20	1	50	16	5
CMI201209J270KT		±10	27	25	1.50	1	50	16	5
CMI201209J330MT		±20	33	25	1.50	1	50	16	5
CMI201212J390MT		±20	39	25	1.50	1	50	16	5
CMI201212J470MT		±20	47	25	1.70	1	50	15	5





型号规格 Part NO.	客户料号 Customer P/N	误差范围 Tolerance (%)	标称感量 Inductance (μH)	Q 值 (min)	直流电阻 RDC (Ω) max	测试频率 Test frequency (MHz)	测试电压 Test voltage (mV)	自谐振频率 SRF (MHz) min	额定电流 Rated current (mA)max
CMI321609V47NKT		±10	0.047	30	0.15	50	50	320	300
CMI321609V56NKT		±10	0.056	30	0.20	50	50	320	300
CMI321609V68NKT		±10	0.068	30	0.25	50	50	280	300
CMI321609V82NKT		±10	0.082	30	0.25	50	50	280	300
CMI321609VR10KT		±10	0.10	25	0.25	25	50	235	250
CMI321609VR12KT		±10	0.12	25	0.25	25	50	220	250
CMI321609VR15KT		±10	0.15	25	0.25	25	50	200	250
CMI321609VR18KT		±10	0.18	25	0.30	25	50	185	250
CMI321609VR22KT		±10	0.22	25	0.30	25	50	170	250
CMI321609VR27KT		±10	0.27	25	0.30	25	50	150	250
CMI321609VR33KT		±10	0.33	25	0.30	25	50	145	250
CMI321609VR39KT		±10	0.39	30	0.50	25	50	135	200
CMI321609VR47KT		±10	0.47	30	0.50	25	50	125	200
CMI321609VR56KT		±10	0.56	30	0.50	25	50	115	150
CMI321609VR68KT		±10	0.68	30	0.50	25	50	105	150
CMI321609VR82KT		±10	0.82	30	0.60	25	50	100	150
CMI321609U1R0KT		±10	1.0	35	0.30	10	50	75	100
CMI321609U1R2KT		±10	1.2	35	0.40	10	50	65	100
CMI321609U1R5KT		±10	1.5	35	0.40	10	50	60	50
CMI321609U1R8KT		±10	1.8	35	0.40	10	50	55	50
CMI321609U2R2KT		±10	2.2	35	0.50	10	50	50	50
CMI321609U2R7KT		±10	2.7	35	0.50	10	50	45	50
CMI321609U3R3KT		±10	3.3	35	0.50	10	50	41	50
CMI321609U3R9KT		±10	3.9	35	0.60	10	50	38	50
CMI321609U4R7KT		±10	4.7	35	0.65	10	50	35	25
CMI321609U5R6KT		±10	5.6	35	0.80	4	50	32	25
CMI321609X6R8KT		±10	6.8	35	0.80	4	50	29	25
CMI321609X8R2KT		±10	8.2	35	0.80	4	50	26	25
CMI321609X100KT		±10	10	35	0.80	2	50	24	25
CMI321609X120KT		±10	12	35	0.90	2	50	22	15
CMI321609J150KT		±10	15	30	1.00	1	50	19	5
CMI321609J180KT		±10	18	30	1.00	1	50	18	5
CMI321609J220KT		±10	22	30	1.20	1	50	16	5
CMI321609J270KT		±10	27	30	1.20	1	50	14	5
CMI321609J330KT		±10	33	30	1.30	1	50	13	5
CMI321609J390KT		±10	39	30	1.30	1	50	13	5
CMI321611J470KT		±10	47	30	1.60	1	50	12	5
CMI321611J560MT		±20	56	30	1.80	1	50	12	5
CMI321611J680MT		±20	68	30	2.00	1	50	11	5
CMI321611J820MT		±20	82	30	2.40	1	50	11	5
CMI321611J101MT		±20	100	30	3.00	1	50	8	5



型号规格 Part NO.	客户料号 Customer P/N	误差范围 Tolerance (%)	标称感量 Inductance (μH)	Q 值 (min)	直流电阻 RDC (Ω) max	测试频率 Test frequency (MHz)	测试电压 Test voltage (mV)	自谐振频率 SRF (MHz) min	额定电流 Rated current (mA)max
CMI322513U1R0KT		±10	1.0	40	0.20	10	50	70	600
CMI322513U1R2KT		±10	1.2	40	0.20	10	50	70	600
CMI322513U1R5KT		±10	1.5	40	0.30	10	50	70	500
CMI322513U1R8KT		±10	1.8	40	0.30	10	50	70	500
CMI322513U2R2KT		±10	2.2	40	0.30	10	50	50	500
CMI322513U2R7KT		±10	2.7	40	0.30	10	50	50	500
CMI322513U3R3KT		±10	3.3	40	0.40	10	50	50	500
CMI322513U3R9KT		±10	3.9	40	0.40	10	50	30	500
CMI322513U4R7KT		±10	4.7	40	0.50	10	50	30	500
CMI322513U5R6KT		±10	5.6	35	0.60	4	50	30	450
CMI322513X6R8KT		±10	6.8	35	0.60	4	50	20	450
CMI322513X8R2KT		±10	8.2	35	0.70	4	50	20	400
CMI322513X100KT		±10	10	35	0.70	2	50	20	400
CMI322513J120KT		±10	12	35	0.70	2	50	20	400
CMI322513J150KT		±10	15	35	0.70	1	50	20	300
CMI322513J180KT		±10	18	35	0.70	1	50	10	300
CMI322513J220KT		±10	22	35	0.75	1	50	10	250
CMI322513J270KT		±10	27	35	0.75	1	50	10	250
CMI322513J330KT		±10	33	35	0.80	1	50	10	250
CMI322513J390KT		±10	39	35	0.80	1	50	10	250
CMI322513J470KT		±10	47	35	1.00	1	50	10	200
CMI322513J560MT		±20	56	35	1.20	1	50	5	200
CMI322513J680MT		±20	68	35	1.30	1	50	5	150
CMI322513J820MT		±20	82	35	1.50	1	50	5	150
CMI322513J101MT		±20	100	35	1.50	1	50	5	150
CMI322513J121MT		±20	120	35	1.80	1	50	5	150



型号规格 Part NO.	客户料号 Customer P/N	误差范围 Tolerance (%)	标称感量 Inductance (μH)	Q 值 (min)	直流电阻 RDC (Ω) max	测试频率 Test frequency (MHz)	测试电压 Test voltage (mV)	自谐振频率 SRF (MHz) min	额定电流 Rated current (mA)max
CMI453215U1R0KT		±10	1.0	35	0.55	10	50	50	650
CMI453215U1R2KT		±10	1.2	35	0.55	10	50	50	650
CMI453215U1R5KT		±10	1.5	35	0.55	10	50	45	600
CMI453215U1R8KT		±10	1.8	35	0.65	10	50	45	600
CMI453215U2R2KT		±10	2.2	35	0.65	10	50	40	500
CM453215U2R7KT		±10	2.7	35	0.70	10	50	40	500
CMI453215U3R3KT		±10	3.3	35	0.75	10	50	35	500
CMI453215U3R9KT		±10	3.9	35	0.80	10	50	35	500
CMI453215U4R7KT		±10	4.7	30	0.90	10	50	25	500
CMI453215U5R6KT		±10	5.6	30	0.90	4	50	20	500
CMI453215U6R8KT		±10	6.8	30	1.00	4	50	18	500
CMI453215X8R2KT		±10	8.2	30	1.00	4	50	17	450
CMI453215X100KT		±10	10	30	1.00	2	50	16	450
CMI453215X120KT		±10	12	35	1.00	2	50	15	450
CMI453215J150KT		±10	15	35	1.00	1	50	14	400
CMI453215J180KT		±10	18	35	1.00	1	50	13	400
CMI453215J220KT		±10	22	35	1.30	1	50	12	300
CMI453215J270KT		±10	27	35	1.30	1	50	10	300
CMI453215J330KT		±10	33	40	1.50	1	50	10	250
CMI453215J390KT		±10	39	40	1.50	1	50	10	250
CMI453215J470KT		±10	47	40	1.65	1	50	8	250
CMI453215J560KT		±10	56	40	1.80	1	50	8	250
CMI453215J680MT		±20	68	40	2.00	1	50	6	200
CMI453215J820MT		±20	82	40	2.30	1	50	6	200
CMI453215J101MT		±20	100	40	2.30	1	50	6	150
CMI453215J121MT		±20	120	40	2.50	1	50	6	150



型号规格 Part NO.	客户料号 Customer P/N	误差范围 Tolerance (%)	标称感量 Inductance (μH)	Q 值 (min)	直流电阻 RDC (Ω) max	测试频率 Test frequency (MHz)	测试电压 Test voltage (mV)	自谐振频率 SRF (MHz) min	额定电流 Rated current (mA)max
CMP201209VD47NMT		±20	0.047	/	0.10	1	50	280	1100
CMP201209VD56NMT		±20	0.056	/	0.10	1	50	280	1100
CMP201209VD68NMT		±20	0.068	/	0.15	1	50	250	1100
CMP201209VD82NMT		±20	0.082	/	0.15	1	50	250	1100
CMP201209VDR10MT		±20	0.10	/	0.15	1	50	210	1100
CMP201209VDR12MT		±20	0.12	/	0.15	1	50	200	1100
CMP201209VDR15MT		±20	0.15	/	0.15	1	50	175	1100
CMP201209VDR18MT		±20	0.18	/	0.15	1	50	160	1100
CMP201209VDR22MT		±20	0.22	/	0.15	1	50	150	1100
CMP201209VDR27MT		±20	0.27	/	0.15	1	50	130	1100
CMP201209VDR33MT		±20	0.33	/	0.15	1	50	120	1100
CMP201209VDR39MT		±20	0.39	/	0.15	1	50	110	1100
CMP201209VDR47MT		±20	0.47	/	0.15	1	50	100	1100
CMP201209VDR56MT		±20	0.56	/	0.36	1	50	100	800
CMP201209VDR68MT		±20	0.68	/	0.36	1	50	95	800
CMP201209VDR82MT		±20	0.82	/	0.36	1	50	90	800
CMP201209UD1R0MT		±20	1.0	/	0.24	1	50	75	800
CMP201209UD1R2MT		±20	1.2	/	0.24	1	50	65	800
CMP201209UD1R5MT		±20	1.5	/	0.30	1	50	60	700
CMP201209UD1R8MT		±20	1.8	/	0.36	1	50	55	600
CMP201209UD2R2MT		±20	2.2	/	0.36	1	50	50	600
CMP201209UD2R7MT		±20	2.7	/	0.36	1	50	45	600
CMP201209UD3R3MT		±20	3.3	/	0.40	1	50	41	350
CMP201209UD3R9MT		±20	3.9	/	0.40	1	50	38	350
CMP201209UD4R7MT		±20	4.7	/	0.40	1	50	35	350
CMP201209XD5R6MT		±20	5.6	/	0.50	1	50	32	250
CMP201209XD6R8MT		±20	6.8	/	0.50	1	50	29	250
CMP201209XD8R2MT		±20	8.2	/	0.56	1	50	26	250
CMP201209XD100MT		±20	10	/	0.56	1	50	24	250
CMP201209XD120MT		±20	12	/	0.56	1	50	22	250
CMP201209JD150MT		±20	15	/	0.65	1	50	19	100
CMP201209JD180MT		±20	18	/	0.65	1	50	18	100
CMP201209JD220MT		±20	22	/	0.65	1	50	16	100



型号规格 Part NO.	客户 料号 Customer P/N	误差 范围 Tolerance (%)	标称 感量 Inductance ( $\mu$ H)	Q 值 (min)	直流 电阻 RDC ( $\Omega$ ) max	测试频率 Test frequency (MHz)	测试 电压 Test voltage (mV)	自谐 振频率 SRF (MHz) min	额定 电流 Rated current (mA)max
CMP321609UD1R0MT		±20	1.0	/	0.15	1	50	60	1200
CMP321609UD1R2MT		±20	1.2	/	0.15	1	50	65	1200
CMP321609UD1R5MT		±20	1.5	/	0.17	1	50	60	1000
CMP321609UD1R8MT		±20	1.8	/	0.24	1	50	55	900
CMP321609UD2R2MT		±20	2.2	/	0.24	1	50	50	900
CMP321609UD2R7MT		±20	2.7	/	0.30	1	50	45	800
CMP321609UD3R3MT		±20	3.3	/	0.30	1	50	41	800
CMP321609UD3R9MT		±20	3.9	/	0.38	1	50	38	700
CMP321609UD4R7MT		±20	4.7	/	0.38	1	50	35	700
CMP321609UD5R6MT		±20	5.6	/	0.45	1	50	32	500
CMP321609XD6R8MT		±20	6.8	/	0.45	1	50	29	500
CMP321609XD8R2MT		±20	8.2	/	0.55	1	50	26	300
CMP321609XD100MT		±20	10	/	0.55	1	50	24	300
CMP321609XD120MT		±20	12	/	0.55	1	50	22	300
CMP321609JD150MT		±20	15	/	0.65	1	50	19	100
CMP321609JD180MT		±20	18	/	0.65	1	50	18	100



型号规格 Part NO.	客户料号 Customer P/N	误差范围 Tolerance (%)	标称感量 Inductance (µH)	Q 值 (min)	直流电阻 RDC (Ω) max	测试频率 Test frequency (MHz)	测试电压 Test voltage (mV)	自谐振频率 SRF (MHz) min	额定电流 Rated current (mA)max
CMP252009UD1R0MT		±20	1.0	/	0.12	1	50	70	1500
CMP252009UD1R2MT		±20	1.2	/	0.15	1	50	50	1500
CMP252009UD1R5MT		±20	1.5	/	0.15	1	50	50	1500
CMP252009UD1R8MT		±20	1.8	/	0.18	1	50	40	1000
CMP252009UD2R2MT		±20	2.2	/	0.18	1	50	40	1000
CMP252009UD2R7MT		±20	2.7	/	0.22	1	50	30	1000
CMP252009UD3R3MT		±20	3.3	/	0.22	1	50	30	1000
CMP252009UD3R9MT		±20	3.9	/	0.26	1	50	25	1000
CMP252009UD4R7MT		±20	4.7	/	0.26	1	50	25	1000



型号规格 Part NO.	客户料号 Customer P/N	误差范围 Tolerance (%)	标称感量 Inductance (μH)	Q 值 (min)	直流电阻 RDC (Ω) max	测试频率 Test frequency (MHz)	测试电压 Test voltage (mV)	自谐振频率 SRF (MHz) min	额定电流 Rated current (mA)max
CMP160808VE47NMT		±20	0.047	/	0.12	1	50	260	150
CMP160808VE56NMT		±20	0.056	/	0.12	1	50	260	150
CMP160808VE68NMT		±20	0.068	/	0.12	1	50	250	150
CMP160808VE82NMT		±20	0.082	/	0.12	1	50	245	150
CMP160808VER10MT		±20	0.10	/	0.15	1	50	240	150
CMP160808VER12MT		±20	0.12	/	0.20	1	50	205	150
CMP160808VER15MT		±20	0.15	/	0.20	1	50	180	150
CMP160808VER18MT		±20	0.18	/	0.20	1	50	165	150
CMP160808VER22MT		±20	0.22	/	0.25	1	50	150	150
CMP160808VER27MT		±20	0.27	/	0.30	1	50	136	100
CMP160808VER33MT		±20	0.33	/	0.30	1	50	125	100
CMP160808VER39MT		±20	0.39	/	0.35	1	50	110	100
CMP160808VER47MT		±20	0.47	/	0.45	1	50	105	100
CMP160808VER56MT		±20	0.56	/	0.45	1	50	95	100
CMP160808VER68MT		±20	0.68	/	0.55	1	50	90	100
CMP160808VER82MT		±20	0.82	/	0.60	1	50	85	100
CMP160808UE1R0MT		±20	1.0	/	0.30	1	50	75	150
CMP160808UE1R2MT		±20	1.2	/	0.30	1	50	65	150
CMP160808UE1R5MT		±20	1.5	/	0.35	1	50	60	120
CMP160808UE1R8MT		±20	1.8	/	0.40	1	50	55	120
CMP160808UE2R2MT		±20	2.2	/	0.50	1	50	50	120
CMP160808UE2R7MT		±20	2.7	/	0.60	1	50	45	100
CMP160808XE3R3MT		±20	3.3	/	0.65	1	50	40	100
CMP160808XE3R9MT		±20	3.9	/	0.70	1	50	35	80
CMP160808XE4R7MT		±20	4.7	/	0.75	1	50	33	80
CMP160808JE5R6MT		±20	5.6	/	0.90	1	50	22	60
CMP160808JE6R8MT		±20	6.8	/	0.90	1	50	20	60
CMP160808JE8R2MT		±20	8.2	/	1.05	1	50	18	60
CMP160808JE100MT		±20	10	/	1.15	1	50	17	60
CMP160808JE120MT		±20	12	/	1.25	1	50	15	60



型号规格 Part NO.	客户料号 Customer P/N	误差范围 Tolerance (%)	标称感量 Inductance (μH)	Q 值 (min)	直流电阻 RDC (Ω) max	测试频率 Test frequency (MHz)	测试电压 Test voltage (mV)	自谐振频率 SRF (MHz) min	额定电流 Rated current (mA)max
CMP201209VE47NMT		±20	0.047	/	0.15	1	50	320	350
CMP201209VE56NMT		±20	0.056	/	0.15	1	50	320	350
CMP201209VE68NMT		±20	0.068	/	0.20	1	50	280	350
CMP201209VE82NMT		±20	0.082	/	0.20	1	50	280	350
CMP201209VER10MT		±20	0.10	/	0.20	1	50	235	350
CMP201209VER12MT		±20	0.12	/	0.20	1	50	220	350
CMP201209VER15MT		±20	0.15	/	0.20	1	50	200	350
CMP201209VER18MT		±20	0.18	/	0.25	1	50	185	300
CMP201209VER22MT		±20	0.22	/	0.25	1	50	170	300
CMP201209VER27MT		±20	0.27	/	0.25	1	50	150	300
CMP201209VER33MT		±20	0.33	/	0.25	1	50	145	300
CMP201209VER39MT		±20	0.39	/	0.30	1	50	135	250
CMP201209VER47MT		±20	0.47	/	0.30	1	50	125	250
CMP201209VER56MT		±20	0.56	/	0.36	1	50	115	200
CMP201209VER68MT		±20	0.68	/	0.36	1	50	105	200
CMP201209VER82MT		±20	0.82	/	0.36	1	50	100	200
CMP201209UE1R0MT		±20	1.0	/	0.26	1	50	75	220
CMP201209UE1R2MT		±20	1.2	/	0.26	1	50	65	220
CMP201209UE1R5MT		±20	1.5	/	0.30	1	50	60	180
CMP201209UE1R8MT		±20	1.8	/	0.30	1	50	55	180
CMP201209UE2R2MT		±20	2.2	/	0.36	1	50	50	150
CMP201209UE2R7MT		±20	2.7	/	0.36	1	50	45	150
CMP201209UE3R3MT		±20	3.3	/	0.40	1	50	41	120
CMP201209UE3R9MT		±20	3.9	/	0.40	1	50	38	120
CMP201209UE4R7MT		±20	4.7	/	0.40	1	50	35	120
CMP201209XE5R6MT		±20	5.6	/	0.60	1	50	32	100
CMP201209XE6R8MT		±20	6.8	/	0.60	1	50	29	100
CMP201209XE8R2MT		±20	8.2	/	0.65	1	50	26	100
CMP201209XE100MT		±20	10	/	0.65	1	50	24	100
CMP201209XE120MT		±20	12	/	0.65	1	50	22	100
CMP201209JE150MT		±20	15	/	0.75	1	50	19	50
CMP201209JE180MT		±20	18	/	0.75	1	50	18	50
CMP201209JE220MT		±20	22	/	0.75	1	50	16	50





型号规格 Part NO.	客户料号 Customer P/N	误差范围 Tolerance (%)	标称感量 Inductance (μH)	Q 值 (min)	直流电阻 RDC (Ω) max	测试频率 Test frequency (MHz)	测试电压 Test voltage (mV)	自谐振频率 SRF (MHz) min	额定电流 Rated current (mA)max
CMP321609VE47NMT		±20	0.047	/	0.15	1	50	320	450
CMP321609VE56NMT		±20	0.056	/	0.15	1	50	320	450
CMP321609VE68NMT		±20	0.068	/	0.20	1	50	280	450
CMP321609VE82NMT		±20	0.082	/	0.20	1	50	280	450
CMP321609VER10MT		±20	0.10	/	0.20	1	50	235	350
CMP321609VER12MT		±20	0.12	/	0.20	1	50	220	350
CMP321609VER15MT		±20	0.15	/	0.20	1	50	200	350
CMP321609VER18MT		±20	0.18	/	0.20	1	50	185	350
CMP321609VER22MT		±20	0.22	/	0.20	1	50	170	350
CMP321609VER27MT		±20	0.27	/	0.20	1	50	150	350
CMP321609VER33MT		±20	0.33	/	0.20	1	50	145	350
CMP321609VER39MT		±20	0.39	/	0.30	1	50	135	220
CMP321609VER47MT		±20	0.47	/	0.30	1	50	125	220
CMP321609VER56MT		±20	0.56	/	0.30	1	50	115	220
CMP321609VER68MT		±20	0.68	/	0.30	1	50	105	220
CMP321609VER82MT		±20	0.82	/	0.30	1	50	100	220
CMP321609UE1R0MT		±20	1.0	/	0.20	1	50	75	250
CMP321609UE1R2MT		±20	1.2	/	0.20	1	50	65	250
CMP321609UE1R5MT		±20	1.5	/	0.25	1	50	60	250
CMP321609UE1R8MT		±20	1.8	/	0.25	1	50	55	250
CMP321609UE2R2MT		±20	2.2	/	0.30	1	50	50	200
CMP321609UE2R7MT		±20	2.7	/	0.30	1	50	45	200
CMP321609UE3R3MT		±20	3.3	/	0.30	1	50	41	200
CMP321609UE3R9MT		±20	3.9	/	0.35	1	50	38	150
CMP321609UE4R7MT		±20	4.7	/	0.35	1	50	35	150
CMP321609UE5R6MT		±20	5.6	/	0.50	1	50	32	100
CMP321609XE6R8MT		±20	6.8	/	0.50	1	50	29	100
CMP321609XE8R2MT		±20	8.2	/	0.50	1	50	26	100
CMP321609XE100MT		±20	10	/	0.50	1	50	24	100
CMP321609XE120MT		±20	12	/	0.60	1	50	22	100
CMP321609JE150MT		±20	15	/	0.80	1	50	19	50
CMP321609JE180MT		±20	18	/	0.80	1	50	18	50
CMP321609JE220MT		±20	22	/	1.00	1	50	16	50
CMP321609JE270MT		±20	27	/	1.00	1	50	14	50



型号规格 Part NO.	客户料号 Customer P/N	误差范围 Tolerance (nH)	标称感量 Inductance (nH)	Q 值 (min)	直流电阻 RDC ( $\Omega$ ) max	测试频率 Test frequency (MHz)	测试电压 Test voltage (mV)	自谐振频率 SRF (MHz) min	额定电流 Rated current (mA)max
VHF100505H1N0ST		$\pm 0.3$	1.0	7	0.10	100	50	10000	400
VHF100505H1N1ST		$\pm 0.3$	1.1	7	0.10	100	50	10000	400
VHF100505H1N2ST		$\pm 0.3$	1.2	7	0.10	100	50	10000	400
VHF100505H1N3ST		$\pm 0.3$	1.3	7	0.10	100	50	10000	400
VHF100505H1N5ST		$\pm 0.3$	1.5	7	0.10	100	50	6000	300
VHF100505H1N6ST		$\pm 0.3$	1.6	7	0.10	100	50	6000	300
VHF100505H1N8ST		$\pm 0.3$	1.8	7	0.10	100	50	6000	300
VHF100505H2N0ST		$\pm 0.3$	2.0	7	0.20	100	50	6000	300
VHF100505H2N2ST		$\pm 0.3$	2.2	7	0.20	100	50	6000	300
VHF100505H2N4ST		$\pm 0.3$	2.4	7	0.20	100	50	6000	300
VHF100505H2N7ST		$\pm 0.3$	2.7	7	0.20	100	50	6000	300
VHF100505H3N0ST		$\pm 0.3$	3.0	7	0.20	100	50	6000	300
VHF100505H3N3ST		$\pm 0.3$	3.3	7	0.20	100	50	6000	300
VHF100505H3N6ST		$\pm 0.3$	3.6	7	0.20	100	50	4000	300
VHF100505H3N9ST		$\pm 0.3$	3.9	7	0.20	100	50	4000	300
VHF100505H4N3ST		$\pm 0.3$	4.3	7	0.20	100	50	4000	300
VHF100505H4N7ST		$\pm 0.3$	4.7	7	0.20	100	50	4000	300
VHF100505H5N1ST		$\pm 0.3$	5.1	7	0.30	100	50	4000	300
VHF100505H5N6ST		$\pm 0.3$	5.6	7	0.30	100	50	4000	300
VHF100505H6N2ST		$\pm 0.3$	6.2	7	0.30	100	50	3900	300
VHF100505H6N8JT		$\pm 5\%$	6.8	7	0.30	100	50	3900	300
VHF100505H7N5JT		$\pm 5\%$	7.5	7	0.40	100	50	3700	300
VHF100505H8N2JT		$\pm 5\%$	8.2	7	0.40	100	50	3600	300
VHF100505H9N1JT		$\pm 5\%$	9.1	7	0.40	100	50	3400	300
VHF100505H10NJT		$\pm 5\%$	10	7	0.40	100	50	3200	300
VHF100505H12NJT		$\pm 5\%$	12	8	0.50	100	50	2700	300
VHF100505H15NJT		$\pm 5\%$	15	8	0.50	100	50	2300	300



型号规格 Part NO.	客户料号 Customer P/N	误差范围 Tolerance	标称感量 Inductance (nH)	Q 值 (min)	直流电阻 RDC ( $\Omega$ ) max	测试频率 Test frequency (MHz)	测试电压 Test voltage (mV)	自谐振频率 SRF (MHz) min	额定电流 Rated current (mA)max
VHF100505H18NJT		$\pm 5\%$	18	8	0.60	100	50	2100	300
VHF100505H20NJT		$\pm 5\%$	20	8	0.60	100	50	2000	300
VHF100505H22NJT		$\pm 5\%$	22	8	0.60	100	50	1900	300
VHF100505H27NJT		$\pm 5\%$	27	8	0.70	100	50	1600	300
VHF100505H33NJT		$\pm 5\%$	33	8	0.80	100	50	1300	200
VHF100505H39NJT		$\pm 5\%$	39	8	1.00	100	50	1200	200
VHF100505H47NJT		$\pm 5\%$	47	8	1.10	100	50	1100	200
VHF100505H56NJT		$\pm 5\%$	56	8	1.20	100	50	750	200
VHF100505H68NJT		$\pm 5\%$	68	8	1.40	100	50	750	180
VHF100505H82NJT		$\pm 5\%$	82	8	2.40	100	50	750	150
VHF100505HR10JT		$\pm 5\%$	100	8	2.60	100	50	700	150
VHF100505HR12JT		$\pm 5\%$	120	8	2.80	100	50	600	150
VHF100505HR15JT		$\pm 5\%$	150	8	3.20	100	50	550	100
VHF100505HR18JT		$\pm 5\%$	180	8	3.70	100	50	500	100
VHF100505HR20JT		$\pm 5\%$	200	8	4.00	100	50	450	100
VHF100505HR22JT		$\pm 5\%$	220	8	4.00	100	50	400	100
VHF100505HR27JT		$\pm 5\%$	270	8	4.50	100	50	350	50
VHF100505HR33JT		$\pm 5\%$	330	8	7.00	100	50	350	50
VHF100505HR36JT		$\pm 5\%$	360	8	7.50	100	50	300	50



型号规格 Part NO.	客户料号 Customer P/N	误差范围 Tolerance (nH)	标称感量 Inductance (nH)	Q 值 (min)	直流电阻 RDC ( $\Omega$ ) max	测试频率 Test frequency (MHz)	测试电压 Test voltage (mV)	自谐振频率 SRF (MHz) min	额定电流 Rated current (mA)max
VHF160808H1N5ST		$\pm 0.3$	1.5	8	0.10	100	50	10000	400
VHF160808H1N8ST		$\pm 0.3$	1.8	8	0.12	100	50	9800	400
VHF160808H2N2ST		$\pm 0.3$	2.2	8	0.20	100	50	7600	400
VHF160808H2N7ST		$\pm 0.3$	2.7	8	0.20	100	50	7000	400
VHF160808H3N3ST		$\pm 0.3$	3.3	8	0.20	100	50	6200	400
VHF160808H3N9ST		$\pm 0.3$	3.9	8	0.25	100	50	5600	400
VHF160808H4N7ST		$\pm 0.3$	4.7	8	0.30	100	50	4800	400
VHF160808H5N6ST		$\pm 0.3$	5.6	8	0.30	100	50	4600	400
VHF160808H6N8ST		$\pm 0.3$	6.8	8	0.35	100	50	4200	400
VHF160808H8N2JT		$\pm 5\%$	8.2	8	0.35	100	50	3600	400
VHF160808H10NJT		$\pm 5\%$	10	8	0.40	100	50	3200	300
VHF160808H12NJT		$\pm 5\%$	12	8	0.40	100	50	2800	300
VHF160808H15NJT		$\pm 5\%$	15	8	0.45	100	50	2600	300
VHF160808H18NJT		$\pm 5\%$	18	8	0.60	100	50	2400	300
VHF160808H22NJT		$\pm 5\%$	22	8	0.60	100	50	2000	300
VHF160808H27NJT		$\pm 5\%$	27	8	0.80	100	50	1900	300
VHF160808H33NJT		$\pm 5\%$	33	8	0.80	100	50	1600	300
VHF160808H39NJT		$\pm 5\%$	39	8	1.00	100	50	1400	300
VHF160808H47NJT		$\pm 5\%$	47	8	1.00	100	50	1200	200
VHF160808H56NJT		$\pm 5\%$	56	8	1.00	100	50	1000	200
VHF160808H68NJT		$\pm 5\%$	68	8	1.00	100	50	900	200
VHF160808H82NJT		$\pm 5\%$	82	8	1.00	100	50	800	200
VHF160808HR10JT		$\pm 5\%$	100	8	1.40	100	50	700	200
VHF160808HR12JT		$\pm 5\%$	120	8	1.60	100	50	600	150
VHF160808HR15JT		$\pm 5\%$	150	8	1.80	100	50	500	150
VHF160808HR18JT		$\pm 5\%$	180	8	1.80	100	50	500	150



型号规格 Part NO.	客户料号 Customer P/N	误差范围 Tolerance (nH)	标称感量 Inductance (nH)	Q 值 (min)	直流电阻 RDC (Ω) max	测试频率 Test frequency (MHz)	测试电压 Test voltage (mV)	自谐振频率 SRF (MHz) min	额定电流 Rated current (mA)max
VHF201209H1N5ST		±0.3	1.5	8	0.10	100	50	6000	600
VHF201209H1N8ST		±0.3	1.8	8	0.10	100	50	6000	600
VHF201209H2N2ST		±0.3	2.2	8	0.10	100	50	6000	600
VHF201209H2N7ST		±0.3	2.7	8	0.10	100	50	6000	600
VHF201209H3N3ST		±0.3	3.3	8	0.13	100	50	6000	600
VHF201209H3N9ST		±0.3	3.9	8	0.15	100	50	5400	600
VHF201209H4N7ST		±0.3	4.7	8	0.20	100	50	4500	400
VHF201209H5N6ST		±0.3	5.6	8	0.23	100	50	4000	400
VHF201209H6N8ST		±0.3	6.8	8	0.25	100	50	3650	400
VHF201209H8N2JT		±5%	8.2	8	0.28	100	50	3000	400
VHF201209H10NJT		±5%	10	8	0.30	100	50	2500	300
VHF201209H12NJT		±5%	12	8	0.35	100	50	2450	300
VHF201209H15NJT		±5%	15	8	0.40	100	50	2000	300
VHF201209H18NJT		±5%	18	8	0.45	100	50	1750	300
VHF201209H22NJT		±5%	22	8	0.50	100	50	1700	300
VHF201209H27NJT		±5%	27	8	0.55	100	50	1550	300
VHF201209H33NJT		±5%	33	8	0.60	100	50	1350	300
VHF201209H39NJT		±5%	39	8	0.70	100	50	1300	300
VHF201209H47NJT		±5%	47	8	0.80	100	50	1200	300
VHF201209H56NJT		±5%	56	8	0.80	100	50	1150	300
VHF201209H68NJT		±5%	68	8	0.85	100	50	1000	300
VHF201209H82NJT		±5%	82	8	0.90	100	50	850	300
VHF201209HR10JT		±5%	100	8	1.00	100	50	600	300
VHF201209HR12JT		±5%	120	8	1.20	100	50	500	300
VHF201209HR15JT		±5%	150	8	1.50	100	50	500	300
VHF201209HR18JT		±5%	180	8	1.80	100	50	400	300
VHF201209HR22JT		±5%	220	8	1.80	100	50	350	300



型号规格 Part NO.	客户料号 Customer P/N	误差 范围 Tolerance	标称阻抗 Impedance ( $\Omega$ )	直流电阻 RDC ( $\Omega$ )max	测试频率 Test frequency (MHz)	测试电压 Test voltage (mV)	额定电流 Rated current (mA)max
CBG100505U000T		0~15 $\Omega$	0	0.10	100	50	300
CBG100505U050T		0~15 $\Omega$	5	0.10	100	50	300
CBG100505U070T		0~11 $\Omega$	7	0.10	100	50	300
CBG100505U090T		5~13 $\Omega$	9	0.10	100	50	300
CBG100505U110T		7~15 $\Omega$	11	0.10	100	50	300
CBG100505U150T		9~21 $\Omega$	15	0.10	100	50	300
CBG100505U190T		12~25 $\Omega$	19	0.10	100	50	300
CBG100505U260T		$\pm 25\%$	26	0.15	100	50	300
CBG100505U310T		$\pm 25\%$	31	0.20	100	50	300
CBG100505U360T		$\pm 25\%$	36	0.20	100	50	300
CBG100505U600T		$\pm 25\%$	60	0.35	100	50	200
CBG100505U800T		$\pm 25\%$	80	0.40	100	50	200
CBG100505U121T		$\pm 25\%$	120	0.50	100	50	150
CBG100505U151T		$\pm 25\%$	150	0.55	100	50	150
CBG100505U181T		$\pm 25\%$	180	0.60	100	50	150
CBG100505U221T		$\pm 25\%$	220	0.70	100	50	100
CBG100505U301T		$\pm 25\%$	300	0.80	100	50	100
CBG100505U501T		$\pm 25\%$	500	1.10	100	50	100
CBG100505U601T		$\pm 25\%$	600	1.30	100	50	100
CBG100505U801T		$\pm 25\%$	800	1.40	100	50	50
CBG100505U102T		$\pm 25\%$	1000	1.60	100	50	25



型号规格 Part NO.	客户料号 Customer P/N	误差 范围 Tolerance	标称阻抗 Impedance ( $\Omega$ )	直流电阻 RDC ( $\Omega$ )max	测试频率 Test frequency (MHz)	测试电压 Test voltage (mV)	额定电流 Rated current (mA)max
CBG160808U000T		0~15 $\Omega$	0	0.10	100	50	800
CBG160808U050T		0~15 $\Omega$	5	0.10	100	50	800
CBG160808U070T		0~11 $\Omega$	7	0.10	100	50	800
CBG160808U090T		5~13 $\Omega$	9	0.10	100	50	800
CBG160808U110T		7~15 $\Omega$	11	0.10	100	50	800
CBG160808U150T		9~21 $\Omega$	15	0.10	100	50	800
CBG160808U190T		12~25 $\Omega$	19	0.10	100	50	800
CBG160808U260T		$\pm 25\%$	26	0.10	100	50	500
CBG160808U310T		$\pm 25\%$	31	0.10	100	50	500
CBG160808U600T		$\pm 25\%$	60	0.20	100	50	300
CBG160808U700T		$\pm 25\%$	70	0.20	100	50	300
CBG160808U800T		$\pm 25\%$	80	0.20	100	50	300
CBG160808U101T		$\pm 25\%$	100	0.20	100	50	300
CBG160808U121T		$\pm 25\%$	120	0.20	100	50	300
CBG160808U151T		$\pm 25\%$	150	0.30	100	50	300
CBG160808U181T		$\pm 25\%$	180	0.30	100	50	300
CBG160808U221T		$\pm 25\%$	220	0.30	100	50	300
CBG160808U301T		$\pm 25\%$	300	0.35	100	50	200
CBG160808U501T		$\pm 25\%$	500	0.50	100	50	200
CBG160808U601T		$\pm 25\%$	600	0.50	100	50	200
CBG160808U801T		$\pm 25\%$	800	0.60	100	50	200
CBG160808U102T		$\pm 25\%$	1000	0.60	100	50	200
CBG160808U122T		$\pm 25\%$	1200	0.85	100	50	100
CBG160808U152T		$\pm 25\%$	1500	0.85	100	50	50
CBG160808U202T		$\pm 25\%$	2000	1.10	100	50	50
CBG160808U222T		$\pm 25\%$	2200	1.20	100	50	50
CBG160808U252T		$\pm 25\%$	2500	1.30	100	50	50



型号规格 Part NO.	客户料号 Customer P/N	误差 范围 Tolerance	标称阻抗 Impedance ( $\Omega$ )	直流电阻 RDC ( $\Omega$ )max	测试频率 Test frequency (MHz)	测试电压 Test voltage (mV)	额定电流 Rated current (mA)max
CBG201209U000T		0~15 $\Omega$	0	0.08	100	50	900
CBG201209U050T		0~15 $\Omega$	5	0.08	100	50	900
CBG201209U070T		0~11 $\Omega$	7	0.08	100	50	900
CBG201209U090T		5~13 $\Omega$	9	0.10	100	50	900
CBG201209U110T		7~15 $\Omega$	11	0.10	100	50	900
CBG201209U150T		9~21 $\Omega$	15	0.10	100	50	900
CBG201209U190T		12~25 $\Omega$	19	0.10	100	50	900
CBG201209U260T		$\pm 25\%$	26	0.10	100	50	900
CBG201209U310T		$\pm 25\%$	31	0.10	100	50	900
CBG201209U360T		$\pm 25\%$	36	0.10	100	50	900
CBG201209U600T		$\pm 25\%$	60	0.15	100	50	900
CBG201209U700T		$\pm 25\%$	70	0.18	100	50	500
CBG201209U800T		$\pm 25\%$	80	0.18	100	50	500
CBG201209U101T		$\pm 25\%$	100	0.18	100	50	500
CBG201209U121T		$\pm 25\%$	120	0.20	100	50	500
CBG201209U151T		$\pm 25\%$	150	0.20	100	50	400
CBG201209U181T		$\pm 25\%$	180	0.20	100	50	400
CBG201209U221T		$\pm 25\%$	220	0.20	100	50	400
CBG201209U301T		$\pm 25\%$	300	0.25	100	50	400
CBG201209U501T		$\pm 25\%$	500	0.35	100	50	300
CBG201209U601T		$\pm 25\%$	600	0.35	100	50	300
CBG201209U801T		$\pm 25\%$	800	0.40	100	50	300
CBG201209U102T		$\pm 25\%$	1000	0.40	100	50	300
CBG201209U122T		$\pm 25\%$	1200	0.60	100	50	100
CBG201209U152T		$\pm 25\%$	1500	0.70	100	50	100
CBG201209U182T		$\pm 25\%$	1800	0.90	100	50	50
CBG201209U202T		$\pm 25\%$	2000	0.90	100	50	50
CBG201209U222T		$\pm 25\%$	2200	1.00	100	50	50
CBG201209U252T		$\pm 25\%$	2500	1.20	50	50	50
CBG201209U272T		$\pm 25\%$	2700	1.40	50	50	30





型号规格 Part NO.	客户料号 Customer P/N	误差 范围 Tolerance	标称阻抗 Impedance ( $\Omega$ )	直流电阻 RDC ( $\Omega$ )max	测试频率 Test frequency (MHz)	测试电压 Test voltage (mV)	额定电流 Rated current (mA)max
CBG321609U000T		0~15 $\Omega$	0	0.10	100	50	1000
CBG321609U050T		0~15 $\Omega$	5	0.10	100	50	1000
CBG321609U070T		0~11 $\Omega$	7	0.10	100	50	1000
CBG321609U090T		5~13 $\Omega$	9	0.10	100	50	1000
CBG321609U110T		7~15 $\Omega$	11	0.10	100	50	1000
CBG321609U150T		9~21 $\Omega$	15	0.10	100	50	1000
CBG321609U190T		12~25 $\Omega$	19	0.10	100	50	1000
CBG321609U260T		$\pm 25\%$	26	0.10	100	50	1000
CBG321609U310T		$\pm 25\%$	31	0.10	100	50	1000
CBG321609U600T		$\pm 25\%$	60	0.15	100	50	1000
CBG321609U700T		$\pm 25\%$	70	0.15	100	50	1000
CBG321609U800T		$\pm 25\%$	80	0.15	100	50	1000
CBG321609U101T		$\pm 25\%$	100	0.15	100	50	1000
CBG321609U121T		$\pm 25\%$	120	0.15	100	50	1000
CBG321609U151T		$\pm 25\%$	150	0.20	100	50	800
CBG321609U181T		$\pm 25\%$	180	0.20	100	50	800
CBG321609U221T		$\pm 25\%$	220	0.20	100	50	800
CBG321609U301T		$\pm 25\%$	300	0.20	100	50	800
CBG321609U501T		$\pm 25\%$	500	0.30	100	50	600
CBG321609U601T		$\pm 25\%$	600	0.30	100	50	600
CBG321609U801T		$\pm 25\%$	800	0.35	100	50	400
CBG321609U102T		$\pm 25\%$	1000	0.35	100	50	400
CBG321609U122T		$\pm 25\%$	1200	0.60	100	50	100
CBG321609U152T		$\pm 25\%$	1500	0.80	50	50	100
CBG321609U182T		$\pm 25\%$	1800	0.90	50	50	80
CBG321609U202T		$\pm 25\%$	2000	1.00	50	50	50
CBG321609U252T		$\pm 25\%$	2500	1.20	50	50	50
CBG321609U302T		$\pm 25\%$	3000	1.50	50	50	30



型号规格 Part NO.	客户料号 Customer P/N	误差 范围 Tolerance	标称阻抗 Impedance (Ω)	直流电阻 RDC (Ω)max	测试频率 Test frequency (MHz)	测试电压 Test voltage (mV)	额定电流 Rated current (mA)max
CBG322513U100T		7~15Ω	10	0.10	100	50	1000
CBG322513U110T		7~15Ω	11	0.10	100	50	1000
CBG322513U190T		12~25Ω	19	0.10	100	50	1000
CBG322513U260T		±25%	26	0.10	100	50	1000
CBG322513U310T		±25%	31	0.10	100	50	1000
CBG322513U600T		±25%	60	0.15	100	50	1000
CBG322513U700T		±25%	70	0.20	100	50	1000
CBG322513U800T		±25%	80	0.20	100	50	400
CBG322513U900T		±25%	90	0.20	100	50	400
CBG322513U101T		±25%	100	0.20	100	50	400
CBG322513U121T		±25%	120	0.20	100	50	400
CBG322513U151T		±25%	150	0.30	100	50	400
CBG322513U221T		±25%	220	0.40	100	50	400
CBG322513U301T		±25%	300	0.40	100	50	400
CBG322513U501T		±25%	500	0.40	100	50	300
CBG322513U601T		±25%	600	0.40	100	50	300
CBG322513U801T		±25%	800	0.40	100	50	300
CBG322513U102T		±25%	1000	0.40	100	50	300



型号规格 Part NO.	客户料号 Customer P/N	误差 范围 Tolerance	标称阻抗 Impedance (Ω)	直流电阻 RDC (Ω)max	测试频率 Test frequency (MHz)	测试电压 Test voltage (mV)	额定电流 Rated current (mA)max
CBG451616U190T		12~25Ω	19	0.10	100	50	1000
CBG451616U260T		±25%	26	0.10	100	50	1000
CBG451616U310T		±25%	31	0.15	100	50	1000
CBG451616U600T		±25%	60	0.20	100	50	1000
CBG451616U750T		±25%	75	0.30	100	50	1000
CBG451616U800T		±25%	80	0.30	100	50	1000
CBG451616U900T		±25%	90	0.35	100	50	1000
CBG451616U101T		±25%	100	0.40	100	50	500
CBG451616U121T		±25%	120	0.40	100	50	500
CBG451616U151T		±25%	150	0.40	100	50	500
CBG451616U221T		±25%	220	0.45	100	50	500
CBG451616U301T		±25%	300	0.45	100	50	500
CBG451616U501T		±25%	500	0.50	100	50	200
CBG451616U601T		±25%	600	0.50	100	50	200
CBG451616U801T		±25%	800	0.55	100	50	200



型号规格 Part NO.	客户料号 Customer P/N	误差 范围 Tolerance	标称阻抗 Impedance (Ω)	直流电阻 RDC (Ω)max	测试频率 Test frequency (MHz)	测试电压 Test voltage (mV)	额定电流 Rated current (mA)max
CBG453215U300T		±25%	30	0.15	100	50	1000
CBG453215U310T		±25%	31	0.15	100	50	1000
CBG453215U380T		±25%	38	0.15	100	50	1000
CBG453215U600T		±25%	60	0.20	100	50	1000
CBG453215U700T		±25%	70	0.20	100	50	1000
CBG453215U800T		±25%	80	0.20	100	50	1000
CBG453215U900T		±25%	90	0.20	100	50	500
CBG453215U101T		±25%	100	0.20	100	50	500
CBG453215U121T		±25%	120	0.25	100	50	500
CBG453215U151T		±25%	150	0.25	100	50	500
CBG453215U221T		±25%	220	0.30	100	50	300
CBG453215U301T		±25%	300	0.30	100	50	300
CBG453215U501T		±25%	500	0.40	100	50	200
CBG453215U601T		±25%	600	0.40	100	50	200



型号规格 Part NO.	客户料号 Customer P/N	误差 范围 Tolerance	标称阻抗 Impedance ( $\Omega$ )	直流电阻 RDC ( $\Omega$ )max	测试频率 Test frequency (MHz)	测试电压 Test voltage (mV)	额定电流 Rated current (mA)max
CBW100505U000T		0~15 $\Omega$	0	0.04	100	50	800
CBW100505U050T		0~15 $\Omega$	5	0.04	100	50	800
CBW100505U070T		0~11 $\Omega$	7	0.04	100	50	800
CBW100505U090T		5~13 $\Omega$	9	0.04	100	50	800
CBW100505U110T		7~15 $\Omega$	11	0.04	100	50	800
CBW100505U150T		9~21 $\Omega$	15	0.04	100	50	800
CBW100505U190T		12~25 $\Omega$	19	0.06	100	50	700
CBW100505U260T		$\pm 25\%$	26	0.06	100	50	700
CBW100505U310T		$\pm 25\%$	31	0.08	100	50	700
CBW100505U360T		$\pm 25\%$	36	0.15	100	50	600
CBW100505U500T		$\pm 25\%$	50	0.15	100	50	600
CBW100505U600T		$\pm 25\%$	60	0.15	100	50	600
CBW100505U700T		$\pm 25\%$	70	0.20	100	50	450
CBW100505U750T		$\pm 25\%$	75	0.20	100	50	450
CBW100505U800T		$\pm 25\%$	80	0.20	100	50	450
CBW100505U101T		$\pm 25\%$	100	0.20	100	50	450
CBW100505U121T		$\pm 25\%$	120	0.25	100	50	450
CBW100505U151T		$\pm 25\%$	150	0.25	100	50	450
CBW100505U181T		$\pm 25\%$	180	0.40	100	50	300
CBW100505U221T		$\pm 25\%$	220	0.40	100	50	300
CBW100505U301T		$\pm 25\%$	300	0.50	100	50	300
CBW100505U501T		$\pm 25\%$	500	0.65	100	50	200
CBW100505U601T		$\pm 25\%$	600	0.70	100	50	200
CBW100505U801T		$\pm 25\%$	800	0.90	100	50	200
CBW100505U102T		$\pm 25\%$	1000	1.00	100	50	200
CBW100505U122T		$\pm 25\%$	1200	1.00	100	50	200



型号规格 Part NO.	客户料号 Customer P/N	误差 范围 Tolerance	标称阻抗 Impedance ( $\Omega$ )	直流电阻 RDC ( $\Omega$ )max	测试频率 Test frequency (MHz)	测试电压 Test voltage (mV)	额定电流 Rated current (mA)max
CBW160808U000T		0~15 $\Omega$	0	0.08	100	50	1000
CBW160808U050T		0~15 $\Omega$	5	0.08	100	50	1000
CBW160808U070T		0~11 $\Omega$	7	0.08	100	50	1000
CBW160808U090T		5~13 $\Omega$	9	0.08	100	50	1000
CBW160808U110T		7~15 $\Omega$	11	0.08	100	50	1000
CBW160808U150T		9~21 $\Omega$	15	0.08	100	50	1000
CBW160808U190T		12~25 $\Omega$	19	0.08	100	50	1000
CBW160808U260T		$\pm 25\%$	26	0.08	100	50	1000
CBW160808U300T		$\pm 25\%$	30	0.08	100	50	1000
CBW160808U310T		$\pm 25\%$	31	0.08	100	50	1000
CBW160808U500T		$\pm 25\%$	50	0.12	100	50	1000
CBW160808U600T		$\pm 25\%$	60	0.12	100	50	1000
CBW160808U700T		$\pm 25\%$	70	0.15	100	50	1000
CBW160808U800T		$\pm 25\%$	80	0.15	100	50	1000
CBW160808U101T		$\pm 25\%$	100	0.15	100	50	1000
CBW160808U121T		$\pm 25\%$	120	0.15	100	50	1000
CBW160808U151T		$\pm 25\%$	150	0.20	100	50	1000
CBW160808U181T		$\pm 25\%$	180	0.20	100	50	1000
CBW160808U221T		$\pm 25\%$	220	0.20	100	50	1000
CBW160808U301T		$\pm 25\%$	300	0.25	100	50	1000
CBW160808U501T		$\pm 25\%$	500	0.30	100	50	1000
CBW160808U601T		$\pm 25\%$	600	0.30	100	50	1000
CBW160808U801T		$\pm 25\%$	800	0.55	100	50	500
CBW160808U102T		$\pm 25\%$	1000	0.55	100	50	500
CBW160808U122T		$\pm 25\%$	1200	0.65	100	50	500
CBW160808U152T		$\pm 25\%$	1500	0.75	100	50	400
CBW160808U182T		$\pm 25\%$	1800	0.75	100	50	400
CBW160808U202T		$\pm 25\%$	2000	0.90	100	50	400
CBW160808U252T		$\pm 25\%$	2500	0.90	100	50	400



型号规格 Part NO.	客户料号 Customer P/N	误差 范围 Tolerance	标称阻抗 Impedance ( $\Omega$ )	直流电阻 RDC ( $\Omega$ )max	测试频率 Test frequency (MHz)	测试电压 Test voltage (mV)	额定电流 Rated current (mA)max
CBW201209U000T		0~15 $\Omega$	0	0.03	100	50	3000
CBW201209U050T		0~15 $\Omega$	5	0.03	100	50	3000
CBW201209U070T		0~11 $\Omega$	7	0.03	100	50	3000
CBW201209U090T		5~13 $\Omega$	9	0.03	100	50	3000
CBW201209U110T		7~15 $\Omega$	11	0.03	100	50	3000
CBW201209U150T		9~21 $\Omega$	15	0.03	100	50	3000
CBW201209U190T		12~25 $\Omega$	19	0.03	100	50	3000
CBW201209U300T		$\pm 25\%$	30	0.05	100	50	3000
CBW201209U310T		$\pm 25\%$	31	0.05	100	50	3000
CBW201209U360T		$\pm 25\%$	36	0.06	100	50	3000
CBW201209U600T		$\pm 25\%$	60	0.06	100	50	3000
CBW201209U700T		$\pm 25\%$	70	0.08	100	50	2500
CBW201209U800T		$\pm 25\%$	80	0.08	100	50	2500
CBW201209U101T		$\pm 25\%$	100	0.10	100	50	2500
CBW201209U121T		$\pm 25\%$	120	0.10	100	50	2000
CBW201209U151T		$\pm 25\%$	150	0.10	100	50	2000
CBW201209U181T		$\pm 25\%$	180	0.15	100	50	2000
CBW201209U201T		$\pm 25\%$	200	0.15	100	50	2000
CBW201209U221T		$\pm 25\%$	220	0.15	100	50	2000
CBW201209U301T		$\pm 25\%$	300	0.20	100	50	2000
CBW201209U501T		$\pm 25\%$	500	0.25	100	50	1500
CBW201209U601T		$\pm 25\%$	600	0.25	100	50	1500
CBW201209U801T		$\pm 25\%$	800	0.30	100	50	800
CBW201209U102T		$\pm 25\%$	1000	0.30	100	50	800
CBW201209U122T		$\pm 25\%$	1200	0.45	100	50	500
CBW201209U152T		$\pm 25\%$	1500	0.50	100	50	300
CBW201209U202T		$\pm 25\%$	2000	0.50	100	50	300
CBW201209U222T		$\pm 25\%$	2200	0.60	100	50	100
CBW201209U252T		$\pm 25\%$	2500	0.60	50	50	100



型号规格 Part NO.	客户料号 Customer P/N	误差 范围 Tolerance	标称阻抗 Impedance ( $\Omega$ )	直流电阻 RDC ( $\Omega$ )max	测试频率 Test frequency (MHz)	测试电压 Test voltage (mV)	额定电流 Rated current (mA)max
CBW321609U000T		0~15 $\Omega$	0	0.04	100	50	4000
CBW321609U050T		0~15 $\Omega$	5	0.04	100	50	4000
CBW321609U070T		0~11 $\Omega$	7	0.04	100	50	4000
CBW321609U090T		5~13 $\Omega$	9	0.05	100	50	4000
CBW321609U110T		7~15 $\Omega$	11	0.05	100	50	4000
CBW321609U150T		9~21 $\Omega$	15	0.05	100	50	3000
CBW321609U190T		12~25 $\Omega$	19	0.05	100	50	3000
CBW321609U260T		$\pm 25\%$	26	0.05	100	50	3000
CBW321609U280T		$\pm 25\%$	28	0.07	100	50	3000
CBW321609U300T		$\pm 25\%$	30	0.07	100	50	3000
CBW321609U310T		$\pm 25\%$	31	0.07	100	50	3000
CBW321609U500T		$\pm 25\%$	50	0.07	100	50	3000
CBW321609U600T		$\pm 25\%$	60	0.07	100	50	3000
CBW321609U700T		$\pm 25\%$	70	0.07	100	50	3000
CBW321609U800T		$\pm 25\%$	80	0.07	100	50	3000
CBW321609U101T		$\pm 25\%$	100	0.07	100	50	3000
CBW321609U121T		$\pm 25\%$	120	0.07	100	50	3000
CBW321609U151T		$\pm 25\%$	150	0.12	100	50	2500
CBW321609U181T		$\pm 25\%$	180	0.12	100	50	2500
CBW321609U221T		$\pm 25\%$	220	0.12	100	50	2500
CBW321609U301T		$\pm 25\%$	300	0.15	100	50	2000
CBW321609U501T		$\pm 25\%$	500	0.20	100	50	2000
CBW321609U601T		$\pm 25\%$	600	0.20	100	50	2000
CBW321609U801T		$\pm 25\%$	800	0.25	100	50	2000
CBW321609U102T		$\pm 25\%$	1000	0.25	100	50	2000
CBW321609U122T		$\pm 25\%$	1200	0.35	100	50	1000
CBW321609U152T		$\pm 25\%$	1500	0.45	50	50	500
CBW321609U182T		$\pm 25\%$	1800	0.60	50	50	500
CBW321609U202T		$\pm 25\%$	2000	0.70	50	50	300
CBW321609U252T		$\pm 25\%$	2500	0.90	50	50	200
CBW321609U302T		$\pm 25\%$	3000	0.90	50	50	200





型号规格 Part NO.	客户料号 Customer P/N	误差 范围 Tolerance	标称阻抗 Impedance ( $\Omega$ )	直流电阻 RDC ( $\Omega$ )max	测试频率 Test frequency (MHz)	测试电压 Test voltage (mV)	额定电流 Rated current (mA)max
CBW322513U110T		7~15 $\Omega$	11	0.05	100	50	5000
CBW322513U190T		12~25 $\Omega$	19	0.05	100	50	5000
CBW322513U260T		$\pm 25\%$	26	0.05	100	50	5000
CBW322513U310T		$\pm 25\%$	31	0.05	100	50	5000
CBW322513U600T		$\pm 25\%$	60	0.06	100	50	4000
CBW322513U700T		$\pm 25\%$	70	0.08	100	50	4000
CBW322513U800T		$\pm 25\%$	80	0.08	100	50	3000
CBW322513U900T		$\pm 25\%$	90	0.08	100	50	3000
CBW322513U121T		$\pm 25\%$	120	0.10	100	50	3000
CBW322513U151T		$\pm 25\%$	150	0.10	100	50	3000
CBW322513U221T		$\pm 25\%$	220	0.15	100	50	3000
CBW322513U301T		$\pm 25\%$	300	0.15	100	50	3000
CBW322513U501T		$\pm 25\%$	500	0.15	100	50	2000
CBW322513U601T		$\pm 25\%$	600	0.20	100	50	2000
CBW322513U801T		$\pm 25\%$	800	0.25	100	50	2000
CBW322513U102T		$\pm 25\%$	1000	0.30	100	50	2000



型号规格 Part NO.	客户料号 Customer P/N	误差 范围 Tolerance	标称阻抗 Impedance (Ω)	直流电阻 RDC (Ω)max	测试频率 Test frequency (MHz)	测试电压 Test voltage (mV)	额定电流 Rated current (mA)max
CBW451616U190T		12~25Ω	19	0.015	100	50	6000
CBW451616U260T		±25%	26	0.05	100	50	3000
CBW451616U310T		±25%	31	0.05	100	50	3000
CBW451616U600T		±25%	60	0.06	100	50	3000
CBW451616U750T		±25%	75	0.06	100	50	3000
CBW451616U800T		±25%	80	0.08	100	50	3000
CBW451616U900T		±25%	90	0.10	100	50	3000
CBW451616U121T		±25%	120	0.10	100	50	3000
CBW451616U151T		±25%	150	0.10	100	50	3000
CBW451616U221T		±25%	220	0.15	100	50	2000
CBW451616U301T		±25%	300	0.20	100	50	2000
CBW451616U501T		±25%	500	0.25	100	50	1000
CBW451616U601T		±25%	600	0.30	100	50	1000



型号规格 Part NO.	客户料号 Customer P/N	误差 范围 Tolerance	标称阻抗 Impedance ( $\Omega$ )	直流电阻 RDC ( $\Omega$ )max	测试频率 Test frequency (MHz)	测试电压 Test voltage (mV)	额定电流 Rated current (mA)max
CBW453215U300T		$\pm 25\%$	30	0.06	100	50	5000
CBW453215U310T		$\pm 25\%$	31	0.06	100	50	5000
CBW453215U380T		$\pm 25\%$	38	0.06	100	50	5000
CBW453215U400T		$\pm 25\%$	40	0.06	100	50	4000
CBW453215U500T		$\pm 25\%$	50	0.06	100	50	4000
CBW453215U600T		$\pm 25\%$	60	0.06	100	50	4000
CBW453215U700T		$\pm 25\%$	70	0.06	100	50	4000
CBW453215U800T		$\pm 25\%$	80	0.08	100	50	4000
CBW453215U900T		$\pm 25\%$	90	0.08	100	50	4000
CBW453215U101T		$\pm 25\%$	100	0.08	100	50	4000
CBW453215U121T		$\pm 25\%$	120	0.08	100	50	4000
CBW453215U151T		$\pm 25\%$	150	0.10	100	50	3000
CBW453215U181T		$\pm 25\%$	180	0.12	100	50	3000
CBW453215U201T		$\pm 25\%$	200	0.12	100	50	3000
CBW453215U221T		$\pm 25\%$	220	0.15	100	50	2000
CBW453215U301T		$\pm 25\%$	300	0.15	100	50	2000
CBW453215U401T		$\pm 25\%$	400	0.20	100	50	1000
CBW453215U501T		$\pm 25\%$	500	0.20	100	50	1000
CBW453215U601T		$\pm 25\%$	600	0.25	100	50	1000



型号规格 Part NO.	客户料号 Customer P/N	误差 范围 Tolerance	标称阻抗 Impedance ( $\Omega$ )	直流电阻 RDC ( $\Omega$ )max	测试频率 Test frequency (MHz)	测试电压 Test voltage (mV)	额定电流 Rated current (mA)max
CBM100505U000T		0~15 $\Omega$	0	0.05	100	50	1800
CBM100505U050T		0~15 $\Omega$	5	0.05	100	50	1800
CBM100505U070T		0~11 $\Omega$	7	0.05	100	50	1800
CBM100505U090T		5~13 $\Omega$	9	0.05	100	50	1800
CBM100505U110T		7~15 $\Omega$	11	0.05	100	50	1800
CBM100505U150T		9~21 $\Omega$	15	0.05	100	50	1800
CBM100505U190T		12~25 $\Omega$	19	0.06	100	50	1500
CBM100505U300T		$\pm 25\%$	30	0.08	100	50	1300
CBM100505U600T		$\pm 25\%$	60	0.10	100	50	1000
CBM100505U700T		$\pm 25\%$	70	0.15	100	50	800
CBM100505U800T		$\pm 25\%$	80	0.15	100	50	800
CBM100505U101T		$\pm 25\%$	100	0.15	100	50	800
CBM100505U121T		$\pm 25\%$	120	0.15	100	50	800
CBM100505U151T		$\pm 25\%$	150	0.20	100	50	700
CBM100505U201T		$\pm 25\%$	200	0.25	100	50	700
CBM100505U221T		$\pm 25\%$	220	0.30	100	50	600
CBM100505U301T		$\pm 25\%$	300	0.30	100	50	600
CBM100505U501T		$\pm 25\%$	500	0.40	100	50	500
CBM100505U601T		$\pm 25\%$	600	0.50	100	50	500
CBM100505U801T		$\pm 25\%$	800	0.65	100	50	300
CBM100505U102T		$\pm 25\%$	1000	0.65	100	50	300



型号规格 Part NO.	客户料号 Customer P/N	误差 范围 Tolerance	标称阻抗 Impedance ( $\Omega$ )	直流电阻 RDC ( $\Omega$ )max	测试频率 Test frequency (MHz)	测试电压 Test voltage (mV)	额定电流 Rated current (mA)max
CBM160808U000T		0~15 $\Omega$	0	0.02	100	50	6000
CBM160808U050T		0~15 $\Omega$	5	0.02	100	50	6000
CBM160808U070T		0~11 $\Omega$	7	0.02	100	50	6000
CBM160808U090T		5~13 $\Omega$	9	0.02	100	50	6000
CBM160808U110T		7~15 $\Omega$	11	0.03	100	50	5000
CBM160808U150T		9~21 $\Omega$	15	0.03	100	50	5000
CBM160808U190T		12~25 $\Omega$	19	0.03	100	50	5000
CBM160808U300T		$\pm$ 25%	30	0.03	100	50	4000
CBM160808U500T		$\pm$ 25%	50	0.04	100	50	3000
CBM160808U600T		$\pm$ 25%	60	0.04	100	50	3000
CBM160808U700T		$\pm$ 25%	70	0.06	100	50	2500
CBM160808U800T		$\pm$ 25%	80	0.06	100	50	2500
CBM160808U101T		$\pm$ 25%	100	0.06	100	50	2500
CBM160808U121T		$\pm$ 25%	120	0.065	100	50	2000
CBM160808U151T		$\pm$ 25%	150	0.09	100	50	1500
CBM160808U181T		$\pm$ 25%	180	0.09	100	50	1500
CBM160808U221T		$\pm$ 25%	220	0.12	100	50	1500
CBM160808U301T		$\pm$ 25%	300	0.18	100	50	1500
CBM160808U501T		$\pm$ 25%	500	0.18	100	50	1200
CBM160808U601T		$\pm$ 25%	600	0.18	100	50	1200
CBM160808U801T		$\pm$ 25%	800	0.30	100	50	700
CBM160808U102T		$\pm$ 25%	1000	0.40	100	50	600



型号规格 Part NO.	客户料号 Customer P/N	误差 范围 Tolerance	标称阻抗 Impedance ( $\Omega$ )	直流电阻 RDC ( $\Omega$ )max	测试频率 Test frequency (MHz)	测试电压 Test voltage (mV)	额定电流 Rated current (mA)max
CBM201209U000T		0~15 $\Omega$	0	0.01	100	50	6000
CBM201209U050T		0~15 $\Omega$	5	0.01	100	50	6000
CBM201209U070T		0~11 $\Omega$	7	0.01	100	50	6000
CBM201209U090T		5~13 $\Omega$	9	0.01	100	50	6000
CBM201209U110T		7~15 $\Omega$	11	0.01	100	50	6000
CBM201209U150T		9~21 $\Omega$	15	0.01	100	50	6000
CBM201209U190T		12~25 $\Omega$	19	0.01	100	50	6000
CBM201209U300T		$\pm$ 25%	30	0.01	100	50	6000
CBM201209U500T		$\pm$ 25%	50	0.04	100	50	3500
CBM201209U600T		$\pm$ 25%	60	0.04	100	50	3500
CBM201209U700T		$\pm$ 25%	70	0.04	100	50	3000
CBM201209U800T		$\pm$ 25%	80	0.04	100	50	3000
CBM201209U101T		$\pm$ 25%	100	0.05	100	50	3000
CBM201209U121T		$\pm$ 25%	120	0.05	100	50	3000
CBM201209U151T		$\pm$ 25%	150	0.08	100	50	2500
CBM201209U181T		$\pm$ 25%	180	0.08	100	50	2500
CBM201209U221T		$\pm$ 25%	220	0.08	100	50	2500
CBM201209U301T		$\pm$ 25%	300	0.08	100	50	2500
CBM201209U501T		$\pm$ 25%	500	0.10	100	50	2000
CBM201209U601T		$\pm$ 25%	600	0.10	100	50	2000
CBM201209U102T		$\pm$ 25%	1000	0.12	100	50	1500



型号规格 Part NO.	客户料号 Customer P/N	误差 范围 Tolerance	标称阻抗 Impedance ( $\Omega$ )	直流电阻 RDC ( $\Omega$ )max	测试频率 Test frequency (MHz)	测试电压 Test voltage (mV)	额定电流 Rated current (mA)max
CBM321609U000T		0~15 $\Omega$	0	0.01	100	50	6000
CBM321609U050T		0~15 $\Omega$	5	0.01	100	50	6000
CBM321609U070T		0~11 $\Omega$	7	0.01	100	50	6000
CBM321609U090T		5~13 $\Omega$	9	0.015	100	50	6000
CBM321609U110T		7~15 $\Omega$	11	0.015	100	50	6000
CBM321609U150T		9~21 $\Omega$	15	0.015	100	50	6000
CBM321609U190T		12~25 $\Omega$	19	0.015	100	50	6000
CBM321609U260T		$\pm 25\%$	26	0.015	100	50	6000
CBM321609U280T		$\pm 25\%$	28	0.015	100	50	6000
CBM321609U300T		$\pm 25\%$	30	0.015	100	50	6000
CBM321609U310T		$\pm 25\%$	31	0.025	100	50	4000
CBM321609U500T		$\pm 25\%$	50	0.025	100	50	4000
CBM321609U600T		$\pm 25\%$	60	0.025	100	50	4000
CBM321609U700T		$\pm 25\%$	70	0.035	100	50	4000
CBM321609U800T		$\pm 25\%$	80	0.035	100	50	4000
CBM321609U101T		$\pm 25\%$	100	0.035	100	50	4000
CBM321609U121T		$\pm 25\%$	120	0.035	100	50	4000
CBM321609U151T		$\pm 25\%$	150	0.045	100	50	3000
CBM321609U181T		$\pm 25\%$	180	0.055	100	50	3000
CBM321609U221T		$\pm 25\%$	220	0.055	100	50	3000
CBM321609U301T		$\pm 25\%$	300	0.065	100	50	2500
CBM321609U501T		$\pm 25\%$	500	0.085	100	50	2500
CBM321609U601T		$\pm 25\%$	600	0.10	100	50	2000
CBM321609U801T		$\pm 25\%$	800	0.11	100	50	2000
CBM321609U102T		$\pm 25\%$	1000	0.12	100	50	2000



型号规格 Part NO.	客户料号 Customer P/N	误差 范围 Tolerance	标称阻抗 Impedance ( $\Omega$ )	直流电阻 RDC ( $\Omega$ )max	测试频率 Test frequency (MHz)	测试电压 Test voltage (mV)	额定电流 Rated current (mA)max
CBM451616U190T		12~25 $\Omega$	19	0.01	100	50	6000
CBM451616U260T		$\pm 25\%$	26	0.015	100	50	6000
CBM451616U310T		$\pm 25\%$	31	0.015	100	50	6000
CBM451616U600T		$\pm 25\%$	60	0.015	100	50	6000
CBM451616U750T		$\pm 25\%$	75	0.020	100	50	4000
CBM451616U800T		$\pm 25\%$	80	0.025	100	50	3000





型号规格 Part NO.	客户料号 Customer P/N	误差 范围 Tolerance	标称阻抗 Impedance ( $\Omega$ )	直流电阻 RDC ( $\Omega$ )max	测试频率 Test frequency (MHz)	测试电压 Test voltage (mV)	额定电流 Rated current (mA)max
CBM453215U300T		$\pm 25\%$	30	0.01	100	50	6000
CBM453215U310T		$\pm 25\%$	31	0.01	100	50	6000
CBM453215U380T		$\pm 25\%$	38	0.01	100	50	6000
CBM453215U400T		$\pm 25\%$	40	0.01	100	50	6000
CBM453215U500T		$\pm 25\%$	50	0.01	100	50	6000
CBM453215U600T		$\pm 25\%$	60	0.01	100	50	6000
CBM453215U700T		$\pm 25\%$	70	0.01	100	50	6000
CBM453215U101T		$\pm 25\%$	100	0.02	100	50	6000
CBM453215U181T		$\pm 25\%$	180	0.02	100	50	6000
CBM453215U221T		$\pm 25\%$	220	0.02	100	50	6000



型号规格 Part NO.	客户料号 Customer P/N	误差 范围 Tolerance	标称阻抗 Impedance (Ω)	直流电阻 RDC (Ω)max	测试频率 Test frequency (MHz)	测试电压 Test voltage (mV)	额定电流 Rated current (mA)max
CBY100505A000T		0~15Ω	0	0.10	100	50	300
CBY100505A050T		0~15Ω	5	0.10	100	50	300
CBY100505A070T		0~11Ω	7	0.10	100	50	300
CBY100505A090T		5~13Ω	9	0.10	100	50	300
CBY100505A110T		7~15Ω	11	0.10	100	50	300
CBY100505A150T		9~21Ω	15	0.10	100	50	300
CBY100505A190T		12~25Ω	19	0.10	100	50	300
CBY100505A310T		±25%	31	0.20	100	50	300
CBY100505A600T		±25%	60	0.35	100	50	200
CBY100505A800T		±25%	80	0.40	100	50	200
CBY100505A121T		±25%	120	0.50	100	50	150
CBY100505A151T		±25%	150	0.55	100	50	150
CBY100505A181T		±25%	180	0.60	100	50	150
CBY100505A221T		±25%	220	0.70	100	50	150
CBY100505A301T		±25%	300	0.80	100	50	100
CBY100505A501T		±25%	500	1.10	100	50	100
CBY100505A601T		±25%	600	1.30	100	50	100



型号规格 Part NO.	客户料号 Customer P/N	误差 范围 Tolerance	标称阻抗 Impedance (Ω)	直流电阻 RDC (Ω)max	测试频率 Test frequency (MHz)	测试电压 Test voltage (mV)	额定电流 Rated current (mA)max
CBY160808A000T		0~15Ω	0	0.10	100	50	600
CBY160808A050T		0~15Ω	5	0.10	100	50	600
CBY160808A070T		0~11Ω	7	0.10	100	50	600
CBY160808A090T		5~13Ω	9	0.10	100	50	500
CBY160808A110T		7~15Ω	11	0.20	100	50	500
CBY160808A150T		9~21Ω	15	0.20	100	50	500
CBY160808A190T		12~25Ω	19	0.20	100	50	500
CBY160808A310T		±25%	31	0.25	100	50	400
CBY160808A600T		±25%	60	0.30	100	50	300
CBY160808A800T		±25%	80	0.30	100	50	300
CBY160808A121T		±25%	120	0.35	100	50	200
CBY160808A151T		±25%	150	0.35	100	50	200
CBY160808A221T		±25%	220	0.40	100	50	200
CBY160808A301T		±25%	300	0.50	100	50	200
CBY160808A501T		±25%	500	0.60	100	50	200
CBY160808A601T		±25%	600	0.70	100	50	200



型号规格 Part NO.	客户料号 Customer P/N	误差 范围 Tolerance	标称阻抗 Impedance (Ω)	直流电阻 RDC (Ω)max	测试频率 Test frequency (MHz)	测试电压 Test voltage (mV)	额定电流 Rated current (mA)max
CBY201209A000T		0~15Ω	0	0.15	100	50	600
CBY201209A050T		0~15Ω	0	0.15	100	50	600
CBY201209A070T		0~11Ω	7	0.15	100	50	600
CBY201209A090T		5~13Ω	9	0.15	100	50	600
CBY201209A110T		7~15Ω	11	0.15	100	50	600
CBY201209A150T		9~21Ω	15	0.15	100	50	600
CBY201209A190T		12~25Ω	19	0.15	100	50	600
CBY201209A260T		±25%	26	0.20	100	50	600
CBY201209A310T		±25%	31	0.20	100	50	600
CBY201209A700T		±25%	70	0.25	100	50	600
CBY201209A800T		±25%	80	0.25	100	50	600
CBY201209A121T		±25%	120	0.25	100	50	600
CBY201209A151T		±25%	150	0.25	100	50	600
CBY201209A221T		±25%	220	0.30	100	50	600
CBY201209A301T		±25%	300	0.30	100	50	600
CBY201209A501T		±25%	500	0.35	100	50	400
CBY201209A601T		±25%	600	0.40	100	50	400



型号规格 Part NO.	客户料号 Customer P/N	误差 范围 Tolerance	标称阻抗 Impedance (Ω)	直流电阻 RDC (Ω)max	测试频率 Test frequency (MHz)	测试电压 Test voltage (mV)	额定电流 Rated current (mA)max
CBY321609A000T		0~15Ω	0	0.10	100	50	500
CBY321609A050T		0~15Ω	5	0.10	100	50	500
CBY321609A070T		0~11Ω	11	0.10	100	50	500
CBY321609A090T		5~13Ω	9	0.10	100	50	500
CBY321609A110T		7~15Ω	11	0.10	100	50	500
CBY321609A150T		9~21Ω	15	0.10	100	50	500
CBY321609A190T		12~25Ω	19	0.10	100	50	500
CBY321609A260T		±25%	26	0.10	100	50	500
CBY321609A310T		±25%	31	0.10	100	50	500
CBY321609A600T		±25%	60	0.20	100	50	400
CBY321609A700T		±25%	70	0.20	100	50	400
CBY321609A800T		±25%	80	0.20	100	50	400
CBY321609A900T		±25%	90	0.20	100	50	400
CBY321609A121T		±25%	120	0.20	100	50	400
CBY321609A151T		±25%	150	0.20	100	50	400
CBY321609A221T		±25%	220	0.20	100	50	400
CBY321609A301T		±25%	300	0.25	100	50	400
CBY321609A501T		±25%	500	0.30	100	50	300
CBY321609A601T		±25%	600	0.30	100	50	300



型号规格 Part NO.	客户料号 Customer P/N	误差 范围 Tolerance	标称阻抗 Impedance (Ω)	直流电阻 RDC (Ω)max	测试频率 Test frequency (MHz)	测试电压 Test voltage (mV)	额定电流 Rated current (mA)max
CBH160808W000T		0~15Ω	0	0.15	100	50	600
CBH160808W050T		0~15Ω	5	0.15	100	50	600
CBH160808W070T		0~11Ω	7	0.15	100	50	600
CBH160808W090T		5~13Ω	9	0.15	100	50	500
CBH160808W110T		7~15Ω	11	0.15	100	50	500
CBH160808W150T		9~21Ω	15	0.15	100	50	500
CBH160808W190T		12~25Ω	19	0.15	100	50	500
CBH160808W310T		±25%	31	0.15	100	50	500
CBH160808W600T		±25%	60	0.15	100	50	500
CBH160808W800T		±25%	80	0.15	100	50	500
CBH160808W121T		±25%	120	0.18	100	50	500
CBH160808W151T		±25%	150	0.30	100	50	350
CBH160808W221T		±25%	220	0.30	100	50	350
CBH160808W301T		±25%	300	0.40	100	50	300
CBH160808W501T		±25%	500	0.50	100	50	250
CBH160808W601T		±25%	600	0.50	100	50	250
CBH160808W801T		±25%	800	0.65	100	50	200
CBH160808W102T		±25%	1000	0.65	100	50	200
CBH160808W122T		±25%	1200	0.90	100	50	100



型号规格 Part NO.	客户料号 Customer P/N	误差 范围 Tolerance	标称阻抗 Impedance ( $\Omega$ )	直流电阻 RDC ( $\Omega$ )max	测试频率 Test frequency (MHz)	测试电压 Test voltage (mV)	额定电流 Rated current (mA)max
CBH201209W000T		0~15 $\Omega$	0	0.15	100	50	1000
CBH201209W050T		0~15 $\Omega$	5	0.15	100	50	1000
CBH201209W070T		0~11 $\Omega$	7	0.15	100	50	1000
CBH201209W090T		5~13 $\Omega$	9	0.15	100	50	1000
CBH201209W110T		7~15 $\Omega$	11	0.15	100	50	1000
CBH201209W150T		9~21 $\Omega$	15	0.15	100	50	1000
CBH201209W190T		12~25 $\Omega$	19	0.15	100	50	1000
CBH201209W260T		$\pm$ 25%	26	0.15	100	50	1000
CBH201209W310T		$\pm$ 25%	31	0.15	100	50	1000
CBH201209W700T		$\pm$ 25%	70	0.15	100	50	400
CBH201209W800T		$\pm$ 25%	80	0.15	100	50	400
CBH201209W121T		$\pm$ 25%	120	0.15	100	50	400
CBH201209W151T		$\pm$ 25%	150	0.20	100	50	400
CBH201209W221T		$\pm$ 25%	220	0.20	100	50	400
CBH201209W301T		$\pm$ 25%	300	0.25	100	50	400
CBH201209W501T		$\pm$ 25%	500	0.30	100	50	200
CBH201209W601T		$\pm$ 25%	600	0.30	100	50	200
CBH201209W801T		$\pm$ 25%	800	0.50	100	50	180
CBH201209W102T		$\pm$ 25%	1000	0.50	100	50	180
CBH201209W122T		$\pm$ 25%	1200	0.60	100	50	100



型号规格 Part NO.	客户料号 Customer P/N	误差 范围 Tolerance	标称阻抗 Impedance ( $\Omega$ )	直流电阻 RDC ( $\Omega$ )max	测试频率 Test frequency (MHz)	测试电压 Test voltage (mV)	额定电流 Rated current (mA)max
CBH321609W000T		0~15 $\Omega$	0	0.10	100	50	1000
CBH321609W050T		0~15 $\Omega$	5	0.10	100	50	1000
CBH321609W070T		0~11 $\Omega$	7	0.10	100	50	1000
CBH321609W090T		5~13 $\Omega$	9	0.10	100	50	1000
CBH321609W110T		7~15 $\Omega$	11	0.10	100	50	1000
CBH321609W150T		9~21 $\Omega$	15	0.10	100	50	1000
CBH321609W190T		12~25 $\Omega$	19	0.10	100	50	1000
CBH321609W260T		$\pm 25\%$	26	0.10	100	50	1000
CBH321609W310T		$\pm 25\%$	31	0.10	100	50	1000
CBH321609W600T		$\pm 25\%$	60	0.15	100	50	1000
CBH321609W700T		$\pm 25\%$	70	0.15	100	50	1000
CBH321609W800T		$\pm 25\%$	80	0.15	100	50	1000
CBH321609W900T		$\pm 25\%$	90	0.15	100	50	1000
CBH321609W121T		$\pm 25\%$	120	0.15	100	50	1000
CBH321609W151T		$\pm 25\%$	150	0.25	100	50	300
CBH321609W221T		$\pm 25\%$	220	0.25	100	50	300
CBH321609W301T		$\pm 25\%$	300	0.25	100	50	300
CBH321609W501T		$\pm 25\%$	500	0.30	100	50	200
CBH321609W601T		$\pm 25\%$	600	0.35	100	50	200
CBH321609W801T		$\pm 25\%$	800	0.50	100	50	200





## 5 可靠性试验项目 Reliability Testing Items

序号 No.	项目 Items	要求 Requirements	试验方法及备注 Test Methods and Remarks
1	工作温度范围 Operating Temperature Range	-40℃~+85℃	
2	可焊 Solder ability	至少 90%端电极表面被焊锡覆盖。 At least 90% of terminal electrode should be covered with solder	<p>预热温度:120 ~ 150℃            预热时间: 60s            焊料: (96.5Sn/3.0Ag/0.5Cu) 焊锡            焊锡温度: 245±5℃            浸锡时间 : 5±1s            浸入松香助焊剂约 3 ~ 5 s            浸入速度:25mm/sec            Preheating temperature:120 to 150℃            Preheating time: 60s            Solder 96.5Sn/3.0Ag/0.5Cu of the Sn solder.            Solder temperature: 245±5℃            Duration : 5±1s            Immersion into the colophony flux for 3 to 5 sec.            Immersion speed: 25mm/sec</p>
3	耐焊接热 Resistance to Soldering	<p>至少 75%的焊锡覆盖在端电极表面，无可见机械损伤。            电感量变化率如下：            陶瓷体电感 (H 料): ±10%            铁氧体电感 (V、U 料): ±20%            铁氧体电感 (X 料): ±25%            铁氧体电感 (J 料): ±30%            品质因素变化率 (铁氧体) 小于±30%，            品质因素变化率 (陶瓷) 小于±20%，            阻抗变化率小于±30%。            At least 75% of terminal electrode should be covered with solder.            No mechanical damage.            Inductance :            H : change within ±10%            V、U : change within ±20%            X : change within ±25%            J : change within ±30%            Q value change(ferrite): within ±30%            Q value change(ceramic): within ±20%            Impedance change: within ±30%</p>	<p>预热温度: 120 ~ 150℃            预热时间: 60s            焊料: (96.5Sn/3.0Ag/0.5Cu) 焊锡            浸锡温度: 260±5℃            浸锡时间 : 10±1s            浸入松香助焊剂约 3 ~ 5 s            浸入速度: 25mm/sec            Preheating temperature: 120 to 150℃            Preheating time: 60s            Solder 96.5Sn/3.0Ag/0.5Cu of the Sn solder.            Solder temperature: 260±5℃            Duration : 10±1s            Immersion into the colophony flux for 3 to 5 sec.            Immersion speed: 25mm/sec</p>


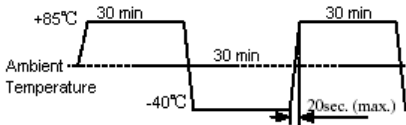


序号 No.	项目 Items	要求 Requirements	试验方法及备注 Test Methods and Remarks
4	端电极强度 Adhesion of electrode	端电极与磁体不应受损，无可见机械损伤。 The termination and body should be no damage.	施加力: 1005 和 1608 系列为 5N; 2012、3216、2520、3225、4516、4532 系列为 10N。 保持时间: 10±1S Applied force: 5N force for 1005 and 1608 series. 10N force for 2012、3216、2520、3225、4516、4532 series. Keep time : 10±1S 
5	耐低温 Low temperature resistance	无可见机械损伤， 电感量变化率小于±10%， 品质因素变化率（铁氧体）小于±30%， 品质因素变化率（陶瓷）小于±20%， 阻抗变化率小于±30%。 No mechanical damage. Inductance change: within ±10% Q value change(ferrite): within ±30% Q value change(ceramic): within ±20% Impedance change: within ±30%	测试温度: -55±2℃ +24 测试时间: 500 -0 h Temperature: -55±2℃ +24 Testing time: 500 -0 h
6	抗弯强度 Bending strength	无可见机械损伤， 电感量变化率小于±10%， 品质因素变化率（铁氧体）小于±30%， 品质因素变化率（陶瓷）小于±20%， 阻抗变化率小于±30%。 No mechanical damage. Inductance change: within ±10% Q value change(ferrite): within ±30% Q value change(ceramic): within ±20% Impedance change: within ±30%	弯度: 2mm 测试基板: 玻璃环氧树脂基板 厚度: 0.8mm Warp: 2mm Testing board: glass epoxy-resin substrate Thickness: 0.8mm 



序号 No.	项目 Items	要求 Requirements	试验方法及备注 Test Methods and Remarks
7	跌落 Drop	无可见机械损伤, 电感量变化率小于 $\pm 10\%$ , 品质因素变化率(铁氧体)小于 $\pm 30\%$ , 品质因素变化率(陶瓷)小于 $\pm 20\%$ , 阻抗变化率小于 $\pm 30\%$ 。 No mechanical damage. Inductance change: within $\pm 10\%$ Q value change(ferrite): within $\pm 30\%$ Q value change(ceramic): within $\pm 20\%$ Impedance change: within $\pm 30\%$	从高度为 1 米的空中自由落到混凝土地板重复 10 次。 Drop 10 times on a concrete floor from a high of 1m.
8	振动 Vibration	无可见机械损伤, 电感量变化率小于 $\pm 10\%$ , 品质因素变化率(铁氧体)小于 $\pm 30\%$ , 品质因素变化率(陶瓷)小于 $\pm 20\%$ , 阻抗变化率小于 $\pm 30\%$ 。 No mechanical damage. Inductance change: within $\pm 10\%$ Q value change(ferrite): within $\pm 30\%$ Q value change(ceramic): within $\pm 20\%$ Impedance change: within $\pm 30\%$	振幅: 1.5mm 测试时间: 沿三个垂直方向轴各做 2 小时 频率范围: 10Hz ~ 55Hz ~ 10Hz (1 分钟) Amplitude modulation: 1.5mm Test time: A period of 2h in each of 3 mutually perpendicular directions. Frequency range: 10Hz to 55Hz to 10Hz for 1min.
9	耐高温 High temperature resistance	无可见机械损伤, 电感量变化率小于 $\pm 10\%$ , 品质因素变化率(铁氧体)小于 $\pm 30\%$ , 品质因素变化率(陶瓷)小于 $\pm 20\%$ , 阻抗变化率小于 $\pm 30\%$ 。 No mechanical damage. Inductance change: within $\pm 10\%$ Q value change(ferrite): within $\pm 30\%$ Q value change(ceramic): within $\pm 20\%$ Impedance change: within $\pm 30\%$	施加额定电流(仅适用于大电流磁珠) 测试时间: $1000 \begin{smallmatrix} +24 \\ -0 \end{smallmatrix} \text{ h}$ 测试温度: $85 \pm 2^\circ\text{C}$  Applied current: rated current(CBW Series) Testing time: $1000 \begin{smallmatrix} +24 \\ -0 \end{smallmatrix} \text{ h}$ Temperature: $85 \pm 2^\circ\text{C}$



序号 No.	项目 Items	要求 Requirements	试验方法及备注 Test Methods and Remarks
10	恒定湿热 Static Humidity	无可见机械损伤, 电感量变化率小于±10%, 品质因素变化率(铁氧体)小于±30%, 品质因素变化率(陶瓷)小于±20%, 阻抗变化率小于±30%。 No mechanical damage. Inductance change: within ±10% Q value change(ferrite): within ±30% Q value change(ceramic): within ±20% Impedance change: within ±30%	湿度:90~95% RH, 温度:55±2℃ +24 测试时间:500 <sup>-0</sup> h Humidity: 90 to 95% RH Temperature: 55±2℃ +24 Testing time: 500 <sup>-0</sup> h 
11	温度循环 Thermal Shock	无可见机械损伤, 电感量变化率小于±10%, 品质因素变化率(铁氧体)小于±30%, 品质因素变化率(陶瓷)小于±20%, 阻抗变化率小于±30%。 No mechanical damage. Inductance change: within ±10% Q value change(ferrite): within ±30% Q value change(ceramic): within ±20% Impedance change: within ±30%	温度: -40℃, 30±3 分钟 +85℃, 30±3 分钟 转换时间: 20 秒(最大) 循环次数: 32 Temperature: -40℃ for 30±3min +85℃ for 30±3min Transforming interval :max 20 sec Number of cycles: 32 
<p>注: 以上要求测试电性能的项目, 应试验后在标准条件下放置 24 小时后测试。  <b>Note: When there are questions concerning, measurement shall be made after 24±2hrs of recovery under the standard condition.</b></p>			



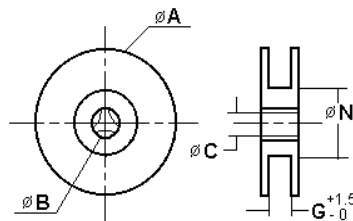
## 6 产品包装 Packaging

### 1) 编带图 Taping drawings



### 2) 卷盘尺寸 Reel dimensions (Unit:mm)

	A	B	C	N	G
CF-8	178 ±2.0	22.0 ±2.0	12.5 ±1.5	57 ±2.0	8
CF-12	330±2 .0	22.0± 2.0	12.5± 1.5	98 ±2.0	1 2



### 3) 导带及空格部分 Leader and blank portion



### 4) 编带尺寸 Taping dimensions (Unit: mm)

#### 纸带 Paper tape



Part NO.	A	B	F	T
100505	0.65±0.1	1.15±0.1	2.0±0.05	0.8max
160808	1.1±0.2	1.9±0.2	4.0±0.2	1.1max
201209	1.5±0.2	2.3±0.2	4.0±0.2	1.1max
321609	1.9±0.2	3.5±0.2	4.0±0.2	1.1max



5) 塑料胶带 Embossed tape



	4532	4516	3225	3216	2012	2520
W	12.0+/-0.2	12.0+/-0.2	8.1+/-0.2	8.1+/-0.2	8.1+/-0.2	8.00+/-0.2
P	8.0+/-0.10	4.0+/-0.10	4.0+/-0.10	4.0+/-0.10	4.0+/-0.10	4.00+/-0.10
E	1.75+/-0.10	1.75+/-0.10	1.75+/-0.10	1.75+/-0.10	1.75+/-0.10	1.75+/-0.10
F	5.50+/-0.10	5.50+/-0.10	3.50+/-0.10	3.50+/-0.10	3.50+/-0.10	3.50+/-0.05
D	1.55+/-0.05	1.55+/-0.05	1.55+/-0.05	1.55+/-0.05	1.55+/-0.05	1.50+/-0.10
D1	1.50+/-0.10	1.50+/-0.10	1.00+/-0.10	1.00+/-0.10	1.00+/-0.10	1.00+/-0.10
P <sub>0</sub>	4.0+/-0.10	4.0+/-0.10	4.0+/-0.10	4.0+/-0.10	4.0+/-0.10	4.00+/-0.10
P <sub>0</sub> 10	40.0+/-0.20	40.0+/-0.20	40.0+/-0.20	40.0+/-0.20	40.0+/-0.20	40.0+/-0.20
P <sub>2</sub>	2.0+/-0.05	2.0+/-0.05	2.0+/-0.05	2.0+/-0.05	2.0+/-0.05	2.0+/-0.10
A <sub>0</sub>	3.66+/-0.10	1.93+/-0.10	2.80+/-0.10	1.90+/-0.10	1.52+/-0.10	2.20+/-0.10
B <sub>0</sub>	4.95+/-0.10	4.95+/-0.10	3.50+/-0.10	3.51+/-0.10	2.41+/-0.10	2.75+/-0.10
t	0.23+/-0.10	0.23+/-0.10	0.23+/-0.10	0.23+/-0.10	0.23+/-0.10	0.23+/-0.05
K <sub>0</sub>	1.74+/-0.10	1.85+/-0.10	1.55+/-0.10	1.27+/-0.10	1.35+/-0.10	1.05+/-0.01

6) 剥离力检验 Peeling off force



① 盖带的剥离力：沿面胶移动方向拉时要求剥离力为 0.1N~0.7N。

Peeling force should be 0.1~0.7N pulling in the direction of arrow.

② 剥离速度：300mm/min

Speed of peeling off: 300mm/min.

③ 在胶带、纸带剥落时，面胶不能有破损，不能粘纸带。

The cover bond should not be damaged and bond the tape when it peeled off.

7) 包装数量 (单位: 粒) Packaging number (Unit: Pcs)

类型 SIZE	453215	451616	322513	321611	321609	252009	201212	201209	160808	100505
每卷数量 REEL	3000	5000	3000	3000	4000	3000	3000	4000	4000	10000
每盒数量 BOX	12000	20000	30000	30000	40000	30000	30000	40000	40000	100000
每箱数量 CASE	36000	无	180000	180000	240000	180000	180000	240000	240000	600000



8) 标签粘贴位置 Label stick station

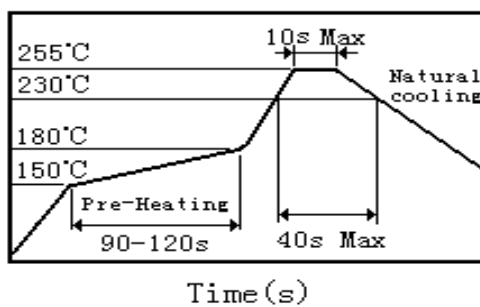
卷盘标签	纸盒标签	纸盒标签	外箱标签
			

7 推荐焊接条件 Recommend Soldering Conditions

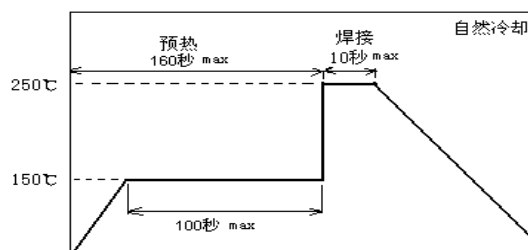
② 焊接要求 Soldering conditions

- 预热时，产品表温与焊料温度的温差最大不允许超出 150℃，焊接完冷却时，产品表温与溶剂温度之间的温差最大不超过 100℃。预热不足有可能引发产品表面裂纹，从而导致产品品质下降。
- Pre-heating should be in such a way that the temperature difference between solder and ferrite surface is limited to 150℃ max. Also cooling into solvent after soldering should be in such way that the temperature difference is limited to 100℃ max. Un-enough pre-heating may cause cracks on the ferrite, resulting in the deterioration of product quality.
- 产品要在以下画出的曲线允许的范围进行焊接。其它焊接条件可能引起产品电极的腐蚀。当焊接重复时，允许的时间为第一次做的累计时间。
- Products should be soldered within the following allowable range indicated by the slanted line. The excessive soldering conditions may cause the corrosion of the electrode. When soldering is repeated, allowable time is the accumulated time.

1) 回流焊曲线 Reflow soldering profile



2) 波峰焊曲线 Flow soldering profile







### 3) 手工焊接 Iron soldering

烙铁温度: 350°C Perform soldering at 350°C on 30W max

功率: 最大为 30W Time: < 5S

烙铁停留时间: < 5S (注意不要将烙铁碰到产品端电极) Take care not to apply the tip of the soldering iron to the terminal electrodes



## 8 清洗 Cleaning

### 1) 清洗条件 Cleaning Conditions

清洗温度: 60°C (最高) Cleaning temperature : 60°C max

清洗时间: 1 分钟 (最少) Cleaning time: 1 minute min.

超声波功率: 最大为 200W Ultrasonic output power: 200W max

## 9 存储要求 Storage Requirements

### 1) 存储期限 Storage period

距电感公司出厂检验时间 6 个月内, 产品可以使用检验时间可以通过包装外侧标记的检验号确认。若时间超过 6 个月, 应检查焊接性能后方可使用。

Products which inspected in INDUCTOR COMPANY over 6 months ago should be examined and used, which can be Confirmed with inspection No. marked on the container. Solder ability should be checked if this period is exceeded.

### 2) 存储条件 Storage conditions

(1) 存放货物的库房应满足以下条件: 温度: -10 ~ +40°C, 相对湿度: 30 ~ 70%。

(2) 禁止将产品保管在腐蚀性物质中, 如硫磺、氯气或酸, 否则将引起端头氧化, 导致降低焊接性。

(3) 为了避免受潮气、灰尘等物质的影响, 产品应保管于货架上。

(4) 产品保管在库房中, 应避免热冲击、振动以及直接光照等等。

(5) 产品应密封包装。

(1) Products should be storage in the warehouse on the following conditions:

Temperature : -10~+40°C Humidity: 30~70% relative humidity

(2) Don't keep products in corrosive gases such as sulfur, chlorine gas or acid , or it may case oxidization of Electrodes resulting in poor solder ability.

(3) Products should be storaged on the palette for the prevention of the influence from humidity, dust and so on.

(4) Products should be storaged in the warehouse without heat shock, vibration, direct sunlight and so on.

(5) Products should be storaged under the airtight packaged condition.





## 10 ODS（消耗臭氧层物质）的使用情况 Usage Of ODS

1) 对于以下所列物质，我公司在生产过程中绝不使用。

ODS: CCl<sub>4</sub>（四氯化碳）、HCFC 等。

1) For ODS listed below , we don't use in process.

ODS: CCl<sub>4</sub>, HCFC, etc.

## 11 注意事项 Notes

(1) 若本次承认的为“整体无铅”产品，则表明该产品符合 RoHS 指令的要求。

(2) 本承认书保证我司产品作为一个单体时的质量情况，当我司产品被安装到贵司产品上时请保证贵司的产品已根据贵司的规范进行了有效评价和确认。

(3) 如果贵司对我司产品的试用已超过了本测试规范所界定的产品功能，对于此所引发的失效我司将不予保证。

(1) If the parcel label on product is "Unitary lead free" that indicate the products in accord with ROHS appointed requests.

(2) This product specification guarantees the quality of our product as a single unit, Please make sure that your product has been evaluated and confirmed against your specifications when our product is mounted to your product.

(3) We can't warrant against failure caused by any use of our product that deviates from the intended use as described in this product specification.

## X-ON Electronics

Largest Supplier of Electrical and Electronic Components

*Click to view similar products for [Ferrite Beads](#) category:*

*Click to view products by [Fenghua Advanced](#) manufacturer:*

Other Similar products are found below :

[2943778301](#) [BMB1J0120BN3JIT](#) [82350120560](#) [0261014605](#) [2643066902](#) [3061000011](#) [2673045901](#) [2643083601](#) [2643074901](#) [4361142521](#)  
[4078078621](#) [4078044821](#) [4078033621](#) [CZB2BFTTE121P](#) [BMB2A0120AN2](#) [BMB1J0200BN3JIT](#) [EMI0805R-220](#) [74279250](#) [7427924](#)  
[CZB1JGTTD202P](#) [MAF0603GWY551AT000](#) [MAF1005GWZ102AT000](#) [BLM18HE152SH1D](#) [2944778302](#) [BLM02PX600SN1D](#) [SMB2.5-1](#)  
[EMI1206R-600](#) [BLM02KX180SN1D](#) [BLM02BC100SN1D](#) [BLM02KX100SN1D](#) [BLM02BB101SN1D](#) [BLM02BC220SN1D](#)  
[BLE32PN260SH1L](#) [BLE32PN260SN1L](#) [BLE32PN260SZ1L](#) [74275013](#) [7427503](#) [BLM18HE601SH1D](#) [BLM15BD152SN1D](#)  
[BLM15BD152SZ1D](#) [BLE18PS080SZ1D](#) [BLM21PG221BH1D](#) [WLBD1005HCU330TL](#) [BLM21AG471BH1D](#) [BLE18PS080BH1D](#)  
[BLM21AG331BH1D](#) [BLM21PG300BH1D](#) [BLM21PG600BH1D](#) [BLM03HB401SZ1D](#) [BLM03HB401SN1D](#)