


# D10SB10 Thru D10SB100

**High Current Glass Passivated Molding Single-Phase Bridge Rectifier**

**Reverse Voltage 100 to 1000V Forward Current 10 A**

## FEATURES

- Plastic Package has Underwriters Laboratory Flammability Classification 94V-0
- High current capacity with small package
- Glass passivated chip junctions
- Superior thermal conductivity
- High IFSM



## 1. Maximum & Thermal Characteristics Ratings at 25 °C ambient temperature unless otherwise specified.

Parameter Symbol		Symbol	D10SB10	D10SB20	D10SB40	D10SB60	D10SB80	D10SB100	Unit
Maximum repetitive voltage		VRRM	100	200	400	600	800	1000	V
Maximum RMS Voltage		VRMS	70	140	280	420	560	700	V
Maximum DC Blocking Voltage		VDC	100	200	400	600	800	1000	V
Maximum DC reverse current TA=25		IR	5						μA
at rated DC blocking voltage TA=125			500						
Maximum average forward rectified output current at	With heatsink Tc=100 (1)	Io	10						A
	Without heatsink Ta=25 (2)		3.5						A
Peak forward surge current 8.3ms single half sine-wave superimposed on rated load		IFSM	200						A
Rating of fusing (t<8.3ms)		I <sup>2</sup> t	166						A <sup>2</sup> sec
Dielectric strength terminals to case , AC 1 minute Current 1mA		Vdia	2.5						KV
Max instantaneous forward voltage at 5.0A		VF	1.05						V
Operating junction temperature		TJ	-55~150						
Maximum thermal on P.C.B. without heat-sink		RθJA	22						/W
resistance per leg on Al plate heat-sink		RθJC	2.0						
Storage temperature		Tstg	-55~150						
Mounting torque		Tor	Rating Torque : 0.8						N.m

Notes:

(1) Unit case mounted on aluminum plate heatsink

(2) Units mounted on P.C.B. without heatsink

# D10SB10 Thru D10SB100

## 2. Ratings and Characteristic Curves ( $T_A = 25^\circ\text{C}$ unless otherwise noted )

Fig. 1 Derating Curve

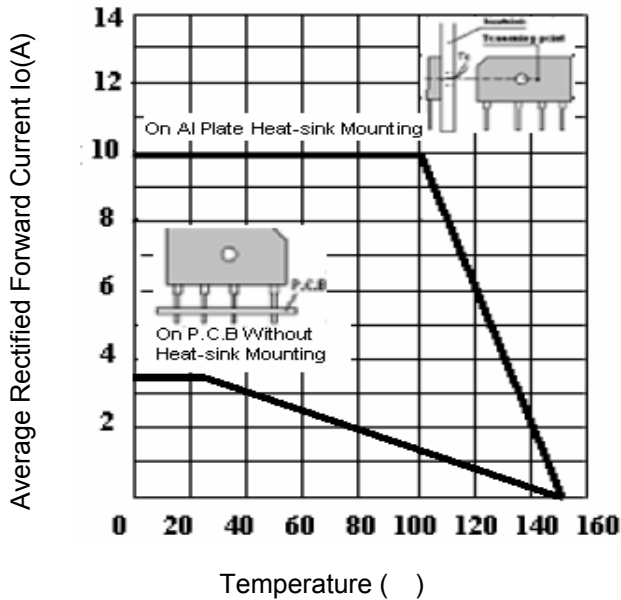


Fig.2 Typical Reverse Characteristics

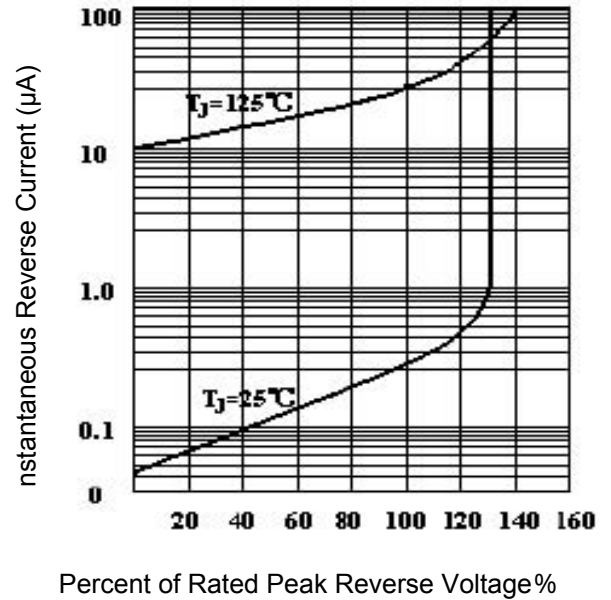


Fig.3 Forward Voltage

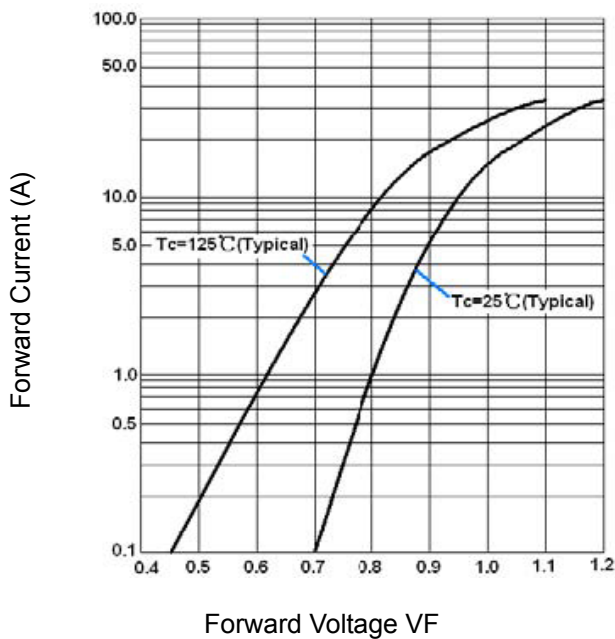
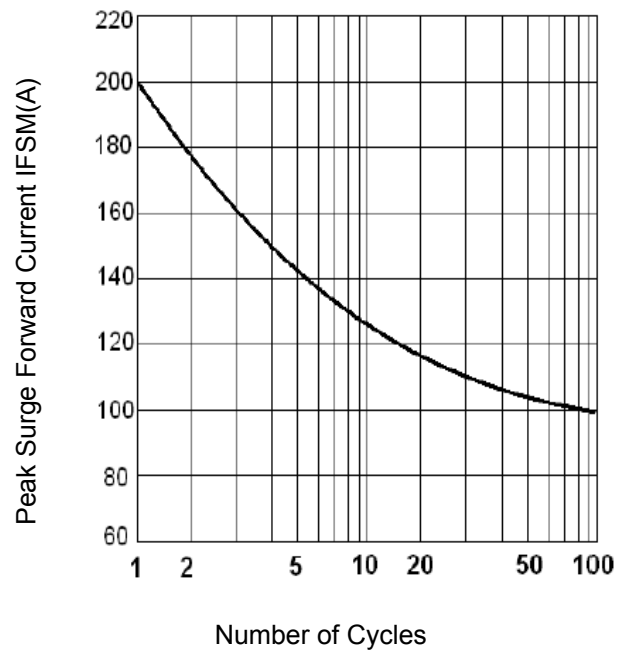
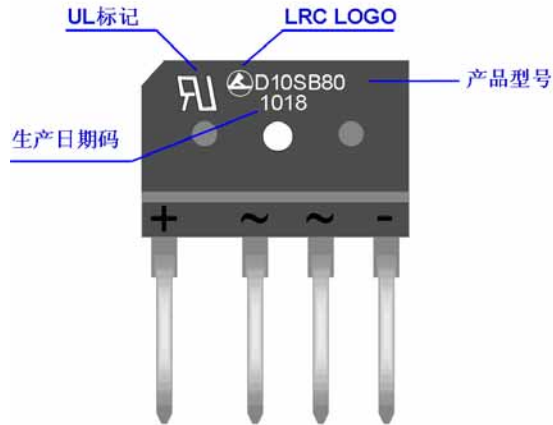


Fig.4 Peak Surge Forward Capability



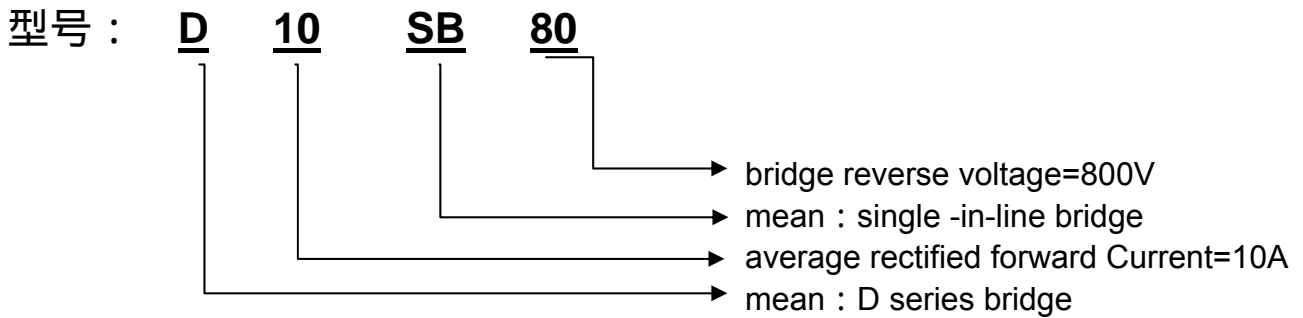
# D10SB10 Thru D10SB100

## 3. Marking Identification

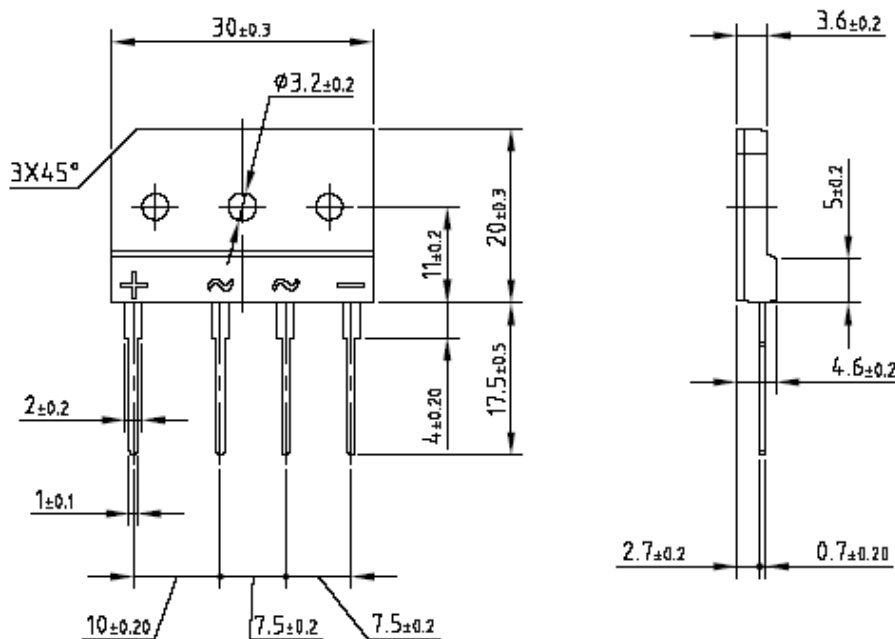


**Note :**

生产日期码包含4位数字，例如“1010”，前两个数字“10”表示为2010年，另外二个数字“18”是指第18周，即表示该产品为2010年18周生产。



## 4. Dimension



## X-ON Electronics

Largest Supplier of Electrical and Electronic Components

*Click to view similar products for [Bridge Rectifiers](#) category:*

*Click to view products by [Leshan](#) manufacturer:*

Other Similar products are found below :

[G3SBA60-E351](#) [GBJ1504-BP](#) [GBU10B-BP](#) [GBU15J-BP](#) [GBU15K-BP](#) [GBU4A-BP](#) [GBU4D-BP](#) [GBU6B-E3/45](#) [GSIB680-E3/45](#) [DB101-BP](#) [DF10SA-E345](#) [RMB2S](#) [RCG](#) [APT30DF100HJ](#) [APT60DF20HJ](#) [B2S-E3/80](#) [BU1506-E351](#) [BU15085S-E345](#) [BU1508-E3/45](#) [BU1510-E3/45](#) [RS404GL-BP](#) [RS405GL-BP](#) [G3SBA20-E3/51](#) [G5SBA20-E3/51](#) [G5SBA60-E3/51](#) [GBJ1502-BP](#) [GBL02-E351](#) [GBL10-E3/45](#) [GBU10J-BP](#) [GBU4J-BP](#) [GBU4K-BP](#) [GBU8B-E3/45](#) [GBU8D-BP](#) [GBU8J-BP](#) [GSIB1520-E3/45](#) [MB1510](#) [MB352W](#) [MB6M-G](#) [B2M-E345](#) [B40C7000A](#) [B500C7000A](#) [MP5010W-BP](#) [MP501W-BP](#) [MP502-BP](#) [BR1005-BP](#) [BR101-BP](#) [BU1006-E345](#) [BU12065S-E3/45](#) [BU1508-E3/51](#) [BU2006-E3/45](#) [BU2008-E345](#)