

# 7.0x5.0 SMD OSCILLATOR(HCOMS/TTL)

## FEATURE

- CMOS compatible logic levels.
- Pin-compatible with standard 7.0×5.0mm packages.
- High precision characteristic covering up to high frequency range.
- Low jitter and tight stability with fundamental or overtone Design.
- Low power standby mode.
- Output Tri-state function.
- Embossed taping specification.
- Reflow soldering.
- Pb-free and RoHS/Green compliant.

## APPLICATIONS

- Ideally suited designed for discdrives, NB, Networking, GPS/Navigation, Bluetooth, Ethernet, ADSL, VDSL, Fiber channel hand-held electronic products.



Pb Free

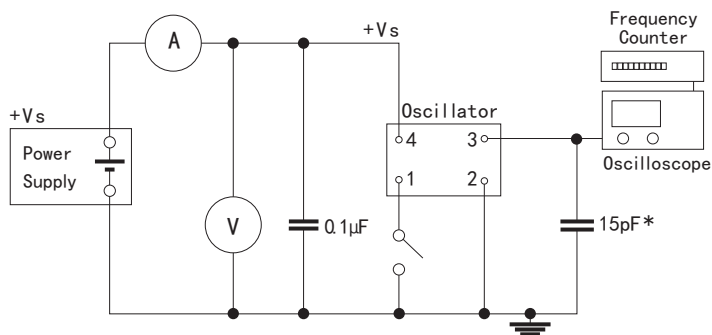
RoHS Compliant  
Directive 2002/95/EC

## Electrical Specifications 电气参数

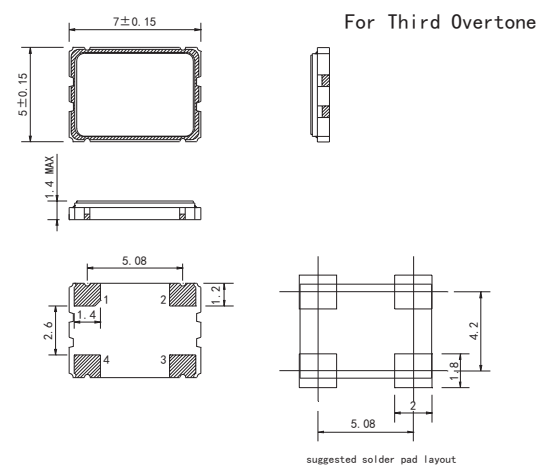
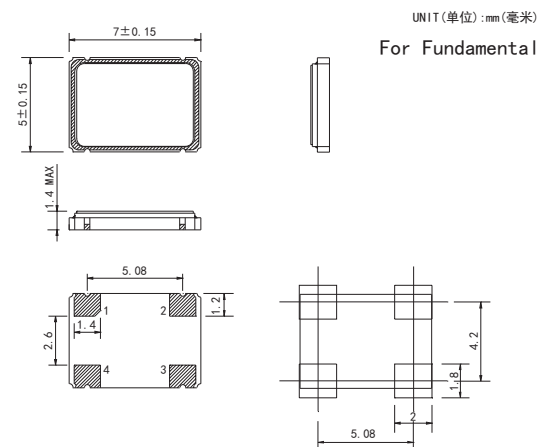
型号	Holder Type	7.0x5.0mm SMD OSCILLATOR
频率范围	Frequency Range	32.768KHz, 1.000 Mhz to 150.000 MHz
总频差	Frequency Stability	±20ppm to ±50ppm
输入电压	Supply Voltage	5.0V or 3.3V ±10% ※(See Notes)
工作温度范围	Operating Temperature Range	-20°C - +70°C / -40°C - +85°C
储存温度范围	Storage Temperature Range	-40°C - +85°C/-55°C - +125°C
占空比	Symmetry (Duty Cycle)	40/60 Standard
输出	Output Load	15pF Hcoms
消耗电流	Current Consumption (15pf only) (5.0V)	1.000Mhz - 35.999Mhz=25mA max
		36.000Mhz - 69.999Mhz=60mA max
	Current Consumption (15pf only) (1.8V 2.5V 2.85V 3.3V)	70.000Mhz - 150.000Mhz=80mA max
		1.000Mhz - 35.999Mhz=20mA max
		36.000Mhz - 69.999Mhz=40mA max
		70.000Mhz - 150.000Mhz=60mA max
上升/下降时间	Rise/Fall Time	5 nS max

※Notes:The supply voltage 1.8V, 2.5V, 2.85V also can be made by customer.

## Test Circuit (测试电路)



## Mechanical Dimensions 外型尺寸



PIN	FUNCTION
1	Tri-state※(See Notes)
2	Ground
3	Output
4	Vdd

※Notes:

Tri-state: PIN 1 connected to Vdd or floating, the product is working properly; connected to GND, stops working.

## X-ON Electronics

Largest Supplier of Electrical and Electronic Components

*Click to view similar products for [Standard Clock Oscillators](#) category:*

*Click to view products by [SCTF](#) manufacturer:*

Other Similar products are found below :

[EP1400SJTSC-125.000M](#) [601137](#) [601252](#) [CSX750FBC-24.000M-UT](#) [CSX750FBC-33.333M-UT](#) [CSX750FCC-3.6864M-UT](#) [F335-12](#) [F335-25](#) [F535L-50](#) [DSC506-03FM2](#) [ASA-20.000MHZ-L-T](#) [ASA-25.000MHZ-L-T](#) [ASA-27.000MHZ-L-T](#) [ASV-20.000MHZ-LR-T](#) [ECS-2018-160-BN-TR](#) [EL13C7-H2F-125.00M](#) [MXO45HS-2C-66.6666MHZ](#) [NBXDBB017LN1TAG](#) [NBXHBA019LN1TAG](#) [SiT1602BI-22-33E-50.000000E](#) [SIT8003AC-11-33S-2.04800X](#) [SiT8256AC-23-33E-156.250000X](#) [SIT8918AA-11-33S-50.000000G](#) [SM4420TEV-40.0M-T1K](#) [SMA4306-TL-H](#) [F335-24](#) [F335-40](#) [F335-50](#) [F535L-10](#) [F535L-12](#) [F535L-16](#) [F535L-24](#) [F535L-27](#) [F535L-48](#) [PE7744DW-100.0M](#) [CSX750FBC-20.000M-UT](#) [CSX-750FBC33333000T](#) [CSX750FBC-4.000M-UT](#) [CSX750FBC-7.3728M-UT](#) [CSX750FBC-8.000M-UT](#) [CSX-750FCC14745600T](#) [CSX750FCC-16.000M-UT](#) [CSX-750FCC40000000T](#) [CSX750FCC-4.000M-UT](#) [ASA-22.000MHZ-L-T](#) [ASA2-26.000MHZ-L-T](#) [ASA-40.000MHZ-L-T](#) [ASA-48.000MHZ-L-T](#) [ASA-60.000MHZ-L-T](#) [ASF1-3.686MHZ-N-K-S](#)