



**Current Sensing Resistors
RLM Series
(Halogen-Free)**

Document No	TRLM-120S030A
Issued date	2012/12/13
page	1/6

1. Scope :

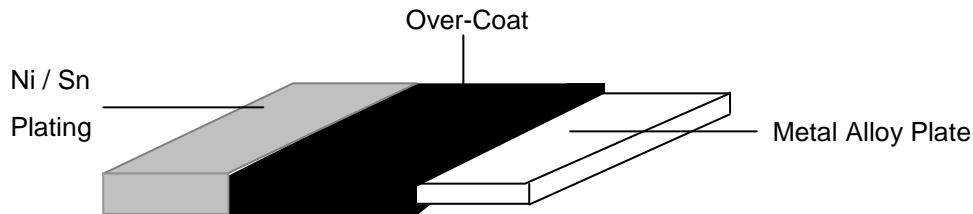
This specification applied to the products of current sensing resistor of metal foil for Lead-Free RLM series manufactured by TA-I TECHNOLOGY CO., LTD.

2. Type Designation :

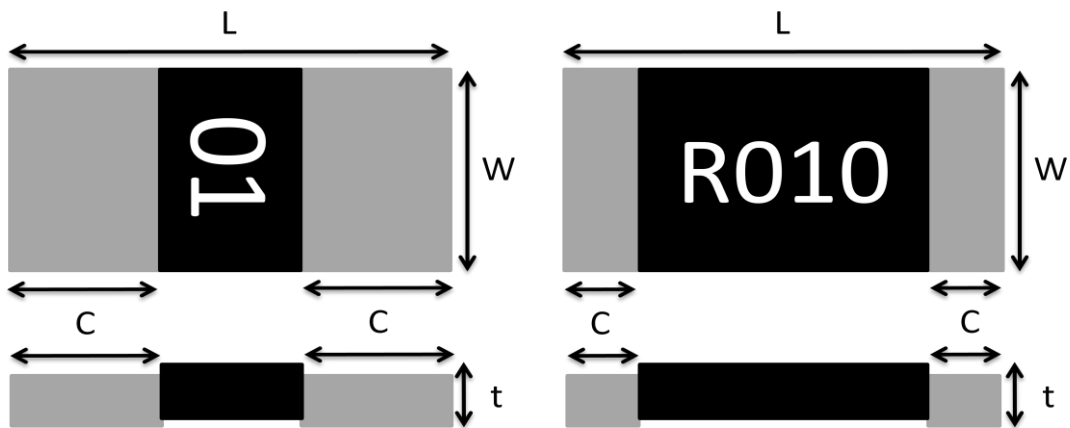
<u>RLM</u> Item	<u>12</u> Series No	<u>E</u> Resistance tolerance	<u>I</u> Packaging	<u>C</u> Power Rating	<u>M</u> Metal	<u>R001</u> Resistance
	12:1206 (3216)	F:±1% G:±2% J:±5%	T: Paper Tape	A=1/4W S=1/2W C=1W	M=MnCu	e.g: R001=1mΩ

3. Construction and Dimension :

3.1 Construction:



3.2 Dimension:



UNIT: mm

Style	L	W	C	t	Material
RLM12	3.2±0.20	1.6±0.20	1.1 ± 0.30 (R=1mΩ)	0.75 ± 0.20 (R=1mΩ)	Strip : Alloy Over Coating : molding Compound UL-94 grade
			0.5 ± 0.30 (2mΩ ≤ R ≤ 30mΩ)	0.6 ± 0.20 (2mΩ ≤ R ≤ 30mΩ)	



**Current Sensing Resistors
RLM Series
(Halogen-Free)**

Document No	TRLM-120S030A
Issued date	2012/12/13
page	2/6

4. Features:

Type	RLM12	
Power Rating	1/4W & 1/2W & 1W	
Resistance Value	1~30mΩ	
Operation Temperature Range	-55°C ~+170°C	
Temperature Coefficient of Resistance	±200ppm/°C	R=1mΩ
	±100ppm/°C	2mΩ ≤ R ≤ 10mΩ
	±75ppm/°C	R>10mΩ
Tolerance	±1%、±2%、±5%	
Insulation Resistance	Over 100MΩ	
Maximum Working Voltage(V)	(P*R) ^{1/2}	

Note*:1 Watts with total solder pad and trace size of 300mm²

5. Reliability Tests:

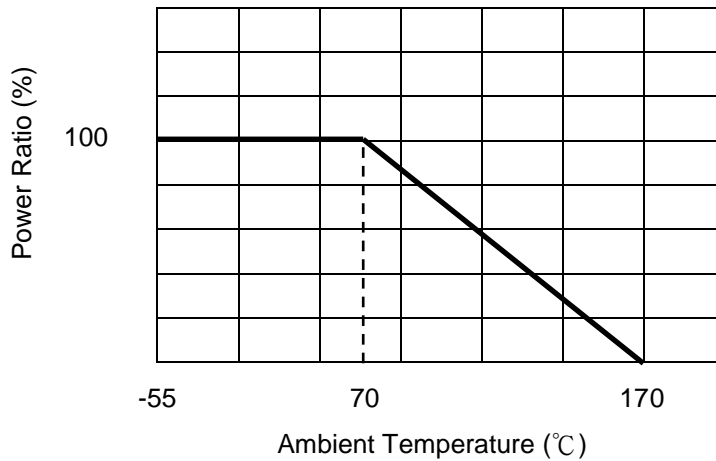
Test Items	Reference standard	Condition of Test	Test Limits
Temperature Coefficient of Resistance	IEC60115-1 4.8 JIS C 5201-1 4.8	+25°C ~ +125°C	Refer 4.0
Load Life	IEC60115-1 4.25.1 JIS C 5201-1 4.25.1	1000hours at rated power, 70°C, 1.5hours "ON", 0.5hour "OFF"	< ±1%
Short Time Overload	IEC60115-1 4.13 JIS C 5201-1 4.13	5 X rated power for 5s	< ±1%
Moisture no Load	IEC60115-1 4.24.2.1a) JIS C 5201-1 4.24.2.1a)	85°C, 85%RH, 1000hrs	< ±0.5%
Temperature cycle	IEC60115-1 4.19 JIS C 5201-1 4.19	-55°C & +155°C, 300cycle, 15min per extreme condition	< ±0.5%
Resistance to Soldering Heat	IEC60115-1 4.18 JIS C 5201-1 4.18	260±5°C for 20±1 sec	< ±0.5%
Solderability	IEC60115-1 4.17 JIS C 5201-1 4.17	245±5°C, 2±0.5sec	At least 95% of surface area of electrode shall be covered with new solder
High Temperature Exposure	IEC60115-1 4.23.2 JIS C 5201-1 4.23.2	170°C, 1000hrs	< ±1%
Low Temperature Storage	IEC60115-1 4.23.4 JIS C 5201-1 4.23.4	-55°C, 1000hrs	< ±1%
Substrate Bending	IEC60115-1 4.33 JIS C 5201-1 4.33	Bending width 2mm	< ±0.5%
Insulation Resistance	IEC60115-1 4.6 JIS C 5201-1 4.6	100V DC for 1 minute	>100 MΩ



**Current Sensing Resistors
RLM Series
(Halogen-Free)**

Document No	TRLM-120S030A
Issued date	2012/12/13
page	3/6

5.1 Derating Curve



5.2 Rated Voltage

The rated voltage is calculated by the following formula:

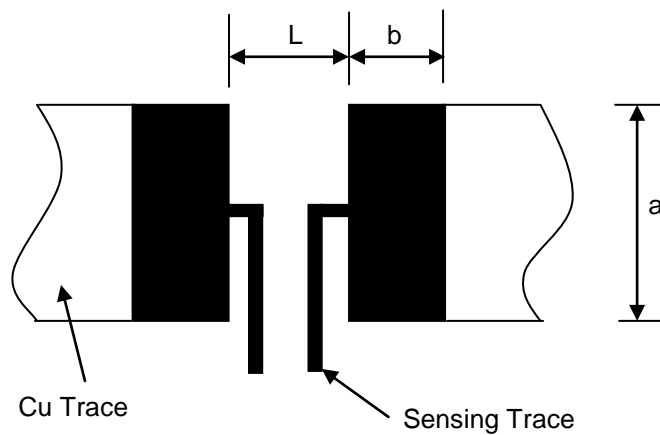
$$V = \sqrt{P \times R}$$

V: Rated Voltage (V)

P: Rated Power (W)

R: Resistance Value (Ω)

6. Recommended Solder Pad Dimension



Resistance Range (Ω)	a	b	L
0.001	1.8	2.3	1.0
0.002~0.030	1.8	1.7	1.6

Unit: mm



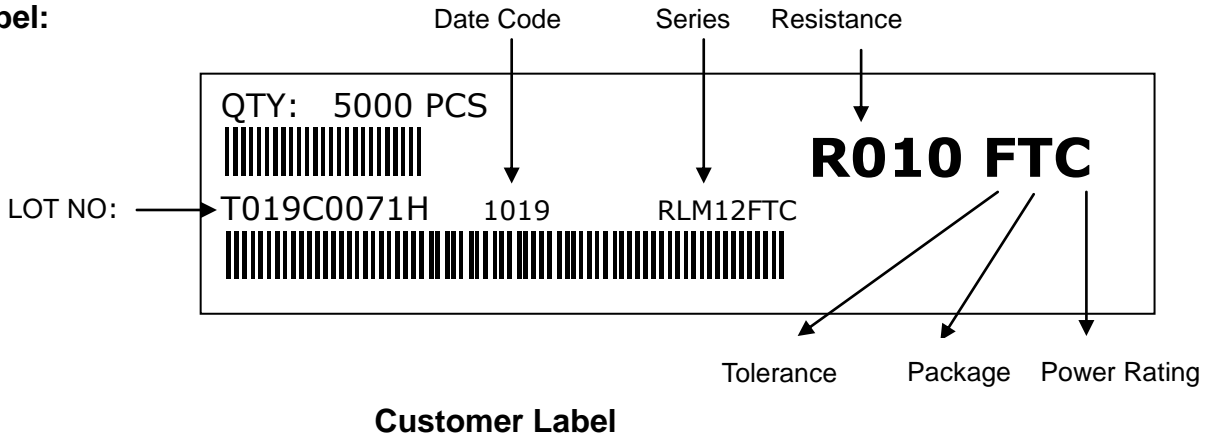
**Current Sensing Resistors
RLM Series
(Halogen-Free)**

Document No	TRLM-120S030A
Issued date	2012/12/13
page	4/6

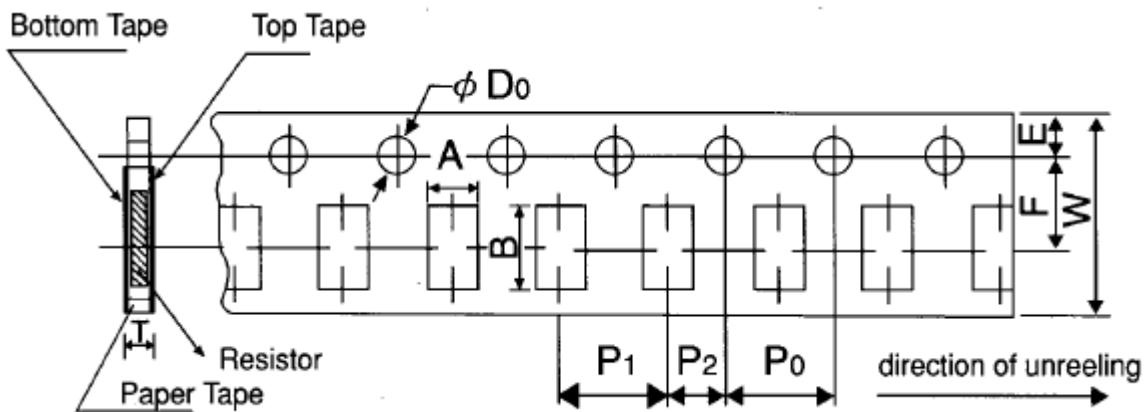
7. Number of Package:

5000 Pieces / package

8. Label:



9. Taping



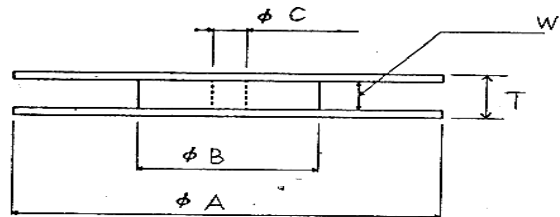
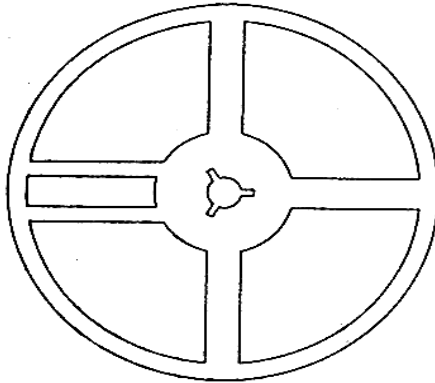
Packing	Type	A	B	W	F	E	P ₁	P ₂	P ₀	D ₀	T
Paper Tape	RLM12	2.0±0.15	3.6±0.2	8.0±0.2	3.5±0.05	1.75±0.1	4.0±0.1	2.0±0.05	4.0±0.1	φ 1.5 (+0.1/-0)	0.84±0.1



**Current Sensing Resistors
RLM Series
(Halogen-Free)**

Document No	TRLM-120S030A
Issued date	2012/12/13
page	5/6

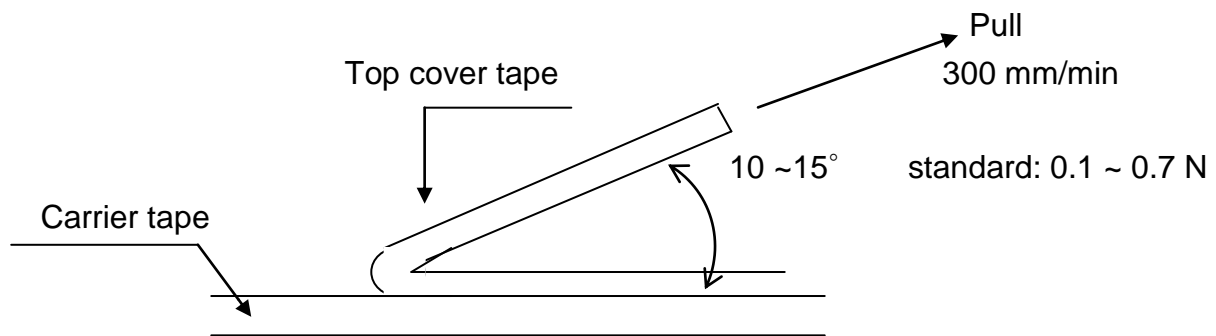
10. Reel Specification



Series	ϕA	ϕB	ϕC	W	T
RLM12	178 \pm 2.0	60.0 \pm 1.0	13.0 \pm 1.0	9.0 \pm 1.0	11.5 \pm 1.0

11. Peeling Strength of Top Cover Tape

Test Condition: 0.1 to 0.7 N at a peel-off speed of 300 mm / min.



12. Storage Conditions:

Temperature: 5°C~35°C, Humidity:40%~75%

13. Shelf Life:

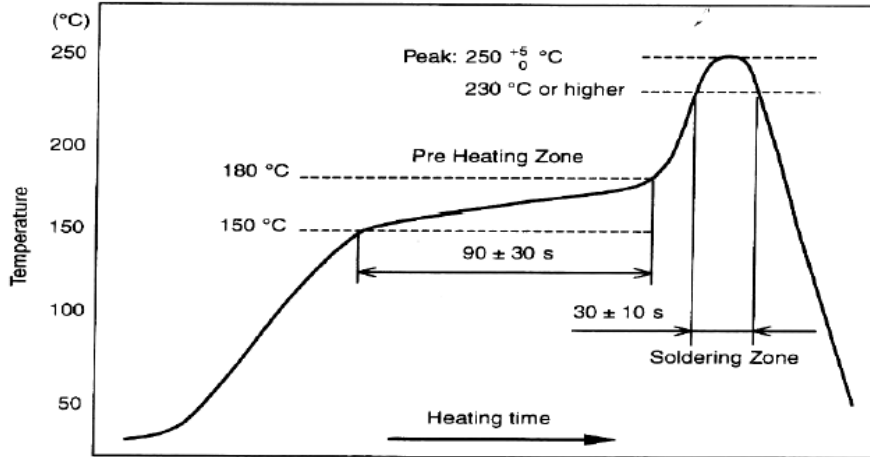
2 years from manufacturing date.



**Current Sensing Resistors
RLM Series
(Halogen-Free)**

Document No	TRLM-120S030A
Issued date	2012/12/13
page	6/6

14. Recommend IR – Reflow profile: (solder: Sn96.5 / Ag3 / Cu0.5)



Peak : 250 \pm 5 °C , 5 sec
- 0

Pre-heat zone : 150 to 180 °C , 90±30 sec

Soldering zone : 230°C or higher , 30±10 sec

15. ECN

Engineering Change Notice: The customer will be informed with ECN if there is significant modification on the characteristics and materials described in approval sheet.

X-ON Electronics

Largest Supplier of Electrical and Electronic Components

Click to view similar products for [Current Sense Resistors - SMD category](#):

Click to view products by [TA-I Tech manufacturer](#):

Other Similar products are found below :

[5112](#) [65709-330JE](#) [PF2512FKF7W0R007L](#) [PR2512FKF7W0R003L](#) [PR2512FKF7W0R005L](#) [RCWL0603R500JNEA](#) [ERJ-3BQF1R1V](#) [ERJ-L14UJ42MU](#) [2-2176088-5](#) [PF2512FKF7W0R006L](#) [PF2512FKF7W0R033L](#) [2-2176089-4](#) [CD2015FC-0.10-1%](#) [PR2512FKF7W0R004L](#) [CGSSL1R01J](#) [CGSSL1R047J](#) [RC1005F124CS](#) [RCWE2512R110FKEA](#) [RCWL0805R330JNEA](#) [RL73H3AR47FTE](#) [RL73K3AR56JTDF](#) [RL7520WT-R001-F](#) [RL7520WT-R009-G](#) [RL7520WT-R020-F](#) [RLP73N1ER43JTD](#) [TL3AR01FTDG](#) [TLR3A20DR0005FTDG](#) [LRC-LR2512LF-01-R820J](#) [ERJ-3BQF4R3V](#) [ERJ-L14UF68MU](#) [TLR3A20DR001FTDG](#) [TLR3A30ER0005FTDG](#) [WR06X104JGLJ](#) [RLP73K1ER82JTD](#) [TL2BR01F](#) [TLR3A20DR01FTDG](#) [WSR3R0600FEA32](#) [ERJ-14BQF1R6U](#) [ERJ-14BQJR30U](#) [SP1220RJT](#) [SP1R12J](#) [ERJ-14BQF6R2U](#) [RL7520WT-R039-G](#) [PF1206FRF7W0R02L](#) [RL7520WT-R002-F](#) [RL7520WT-R047-F](#) [RLP73N2BR068FTDF](#) [RL7520WT-R005-F](#) [RCWE2512R220FKEA](#) [RCWE120625L0FMEA](#)