

MARK	DESCRIPTION	DATE	REVISED	APPROVED	UNSPECIFIED TOLERANCES
△ X					L > 63
△ X					16 < L ≤ 63
△ X					4 < L ≤ 16
△ X					L ≤ 4
					ANGULAR
					± 5°

For and on behalf of  
**KXB INDUSTRIAL PRECISION CO., LIMITED**  
 香港星坤工業精密有限公司

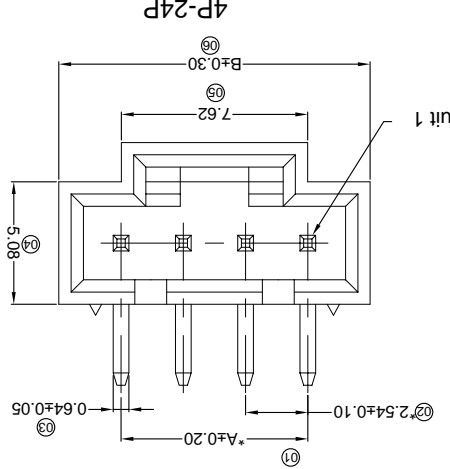
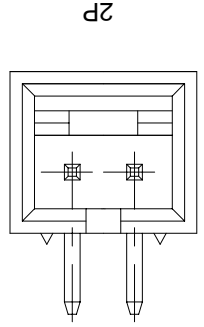
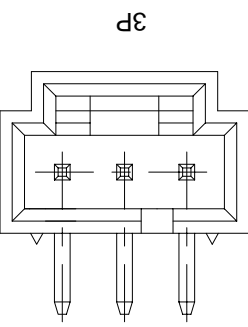
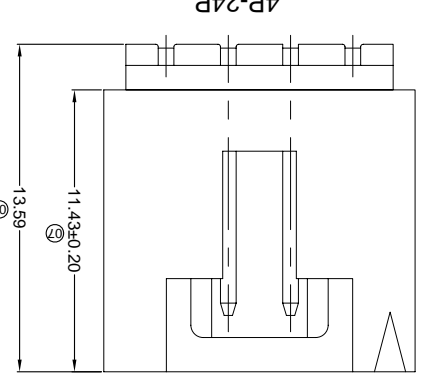
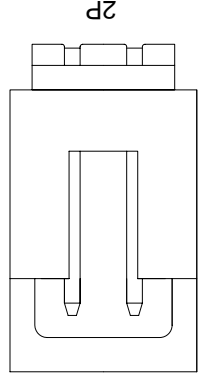
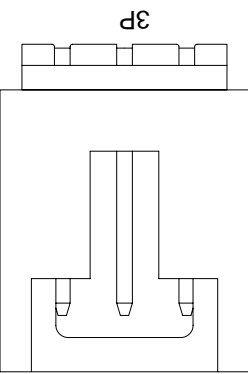
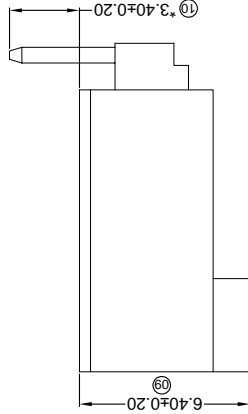
REVISIONS  
 (Unauthorized Signatures)

DSND	DATE	SCALE: N/A	MODEL TYPE: X9556WR-XX-NOV01
DWN	DATE <td>VIEW: </td> <td>PART NO.: 2.54 mm Crimp Style Connectors</td>	VIEW:	PART NO.: 2.54 mm Crimp Style Connectors
CHKD	DATE <td>UNIT: mm</td> <td>DWG NO.:</td>	UNIT: mm	DWG NO.:
APPD	DATE <td>SIZE: A4</td> <td>WEIGHT: 1.0g</td>	SIZE: A4	WEIGHT: 1.0g

PART NO	Material	Material(Pin)	Finish(Pin)	Suitable XKB Terminal
X9556WR-XX-NOV01	Nylon 66 UL 94V-0	Brass	Gold-Flash	X9556H

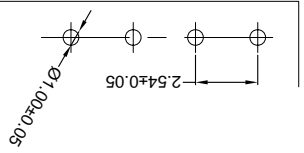
Dimensions (mm)	A	B	2	2.54	7.62	5.08	10.16	12.70	15.24	17.78	20.32	7	8	9	20.32	25.40	25.40	10	22.86	27.94	30.48	11	25.40	30.48	12	27.94	33.02	30.48	13	30.48	35.56	38.10	14	33.02	38.10	15	35.56	40.64	43.18	16	38.10	43.18	17	40.64	45.72	18	43.18	48.26	19	45.72	50.80	20	48.26	53.34	21	50.80	55.88	22	53.34	58.42	23	55.88	60.96	24	58.42	63.50
Poles	A	B	2	2.54	7.62	5.08	10.16	12.70	15.24	17.78	20.32	7	8	9	20.32	25.40	25.40	10	22.86	27.94	30.48	11	25.40	30.48	12	27.94	33.02	30.48	13	30.48	35.56	38.10	14	33.02	38.10	15	35.56	40.64	43.18	16	38.10	43.18	17	40.64	45.72	18	43.18	48.26	19	45.72	50.80	20	48.26	53.34	21	50.80	55.88	22	53.34	58.42	23	55.88	60.96	24	58.42	63.50

X9556 W R XX-XX X-N0V01 XX  
 ① Series No. ② Category: W-water ③ Welding Board Angle: R-90°  
 ④ Welding Way: Blank-DIP ⑤ Row No.-Pin No. XX-Single row  
 ⑥ Special NO. ⑦ Material: NO-P466 94V-0 ⑧ Plating Category: V"-All Gold-Plated  
 "01-1u" ; "02-2u" ; "03-3u" ; "05-5u" ; "10-10u" ; "15-15u" ; "30-30u" ; "50-50u"  
 SN-Bright tin plating 70u" SN1-Bright tin plating 120u"Min. ; SW-Fog Tin plating  
 ⑨ Color: Blank-natural color

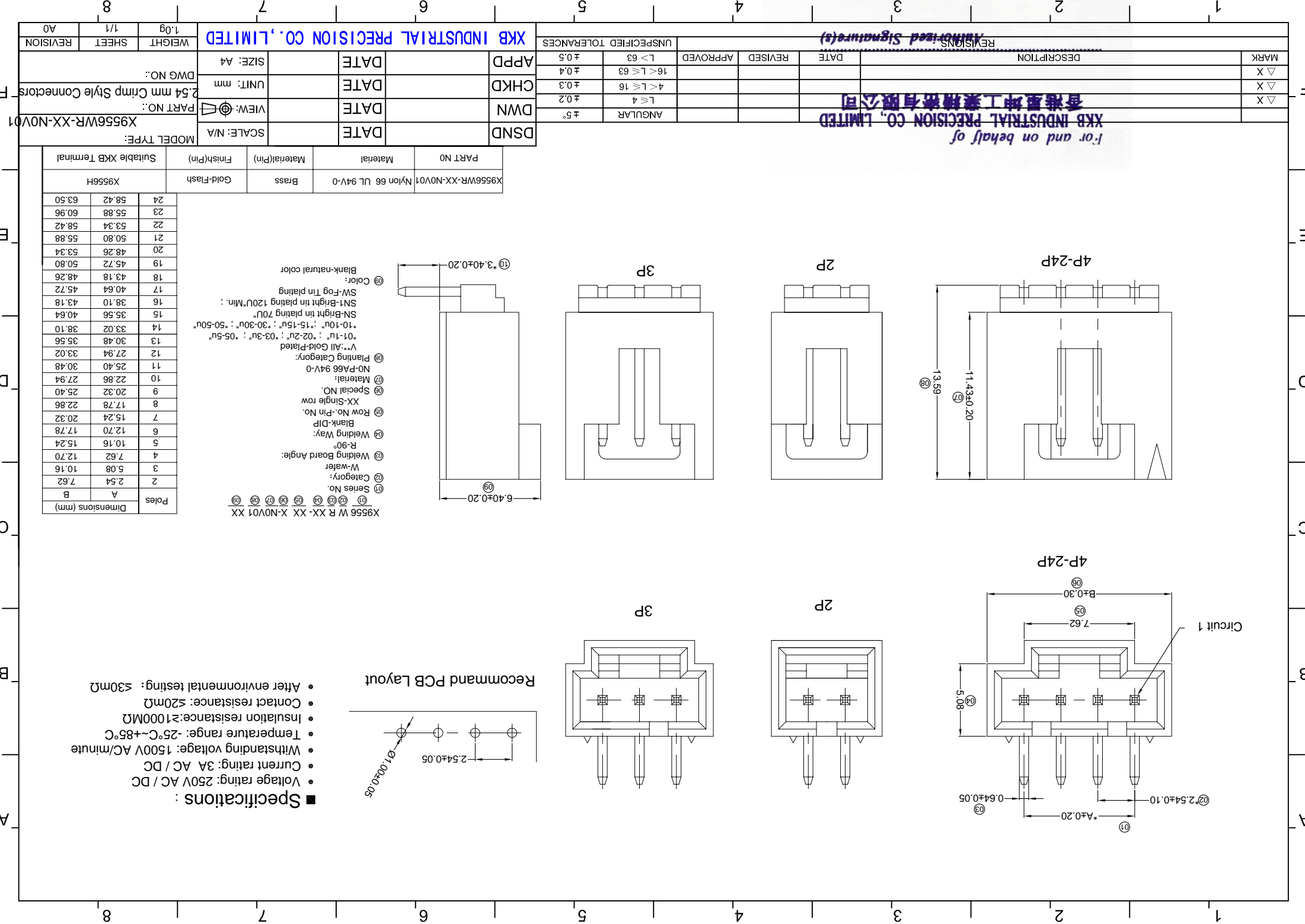


Circuit 1

Recommand PCB Layout



- Specifications :
- Voltage rating: 250V AC / DC
- Current rating: 3A AC / DC
- Withstanding voltage: 1500V AC/minute
- Temperature range: -25°C~+85°C
- Insulation resistance: ≥1000MΩ
- Contact resistance: ≤20mΩ
- After environmental testing: ≤30mΩ



## X-ON Electronics

Largest Supplier of Electrical and Electronic Components

*Click to view similar products for [Headers & Wire Housings](#) category:*

*Click to view products by [XKB](#) manufacturer:*

Other Similar products are found below :

[95000-104TRLF](#) [10135584-644402LF](#) [DF62W-EP2022PCA](#) [95000-106TRLF](#) [DF62W-2022SCA](#) [DF62W-EP2022PC](#) [2203348](#) [DF62W-2022SC](#) [1084018](#) [1029039](#) [1084017](#) [802-10-012-10-002000](#) [1112640](#) [1112639](#) [891-007-9SS-BST1T](#) [000-34000](#) [0008550134](#) [0009482033](#) [0009507031](#) [57102-F02-18ULF](#) [57102-S06-03LF](#) [57202-S52-04LF](#) [PCN6-15S-2.5E](#) [0039019024](#) [58102-G61-06LF](#) [582553-1](#) [0009485154](#) [0009508121](#) [0022285053](#) [0050291907](#) [018731A](#) [LY20-4P-DT1-P1E-BR](#) [02.125.8002.8](#) [60101931](#) [60598-1 \(Cut Strip\)](#) [M1625-3R/100](#) [61062-3](#) [61082-181009](#) [CSU011177004](#) [636-1427](#) [638009-1](#) [641938-9](#) [641991-4](#) [644168-1](#) [644827-2](#) [647662-1](#) [65039-019ELF](#) [65692-001LF](#) [65781-018](#) [65781-047](#)