

1. 適用範圍 / SCOPE

此份規格書涵蓋 STE0603/0805/1206/2010/2512/3921/4527-series 金屬陶瓷電流感測電阻元件相關規格。

This specification covers STE0603/0805/1206/2010/2512/3921/4527-series, which are Metal Foil Current Sensing Resistor.

2. 產品型號/TYPE NUMBER

| STE | 0603/0805/1206/2010 /2512/3921/4527 | M/A/S | xWx | Rxxx | * | * |
|-----|--|-------|-----|------|-----|-----|
| | (1) | (2) | (3) | (4) | (5) | (6) |

- (1) 產品系列號 / SERIES NUMBER : Ex.STE0805 =短電極/ short electrode ; 兩端子 / two terminal ; 有側導 / side electrode ; 尺寸 / size “0.08x0.05”
- (2) 產品材質 / Material : M = 錳銅合金 / MnCu alloy ; A = 合金 / Alloy ; S = 特殊/ Special
- (3) 產品瓦特數 / Power Rating : Ex. W50=0.50 Watt ; 1W0=1.0 Watt
- (4) 產品阻值 / Nominal Resistance Value : Ex. 5mΩ →R005 ; 10mΩ →R010
- (5) 元件電阻偏差值 / Resistance Tolerance : Ex. D=±0.5% ; F=±1%
- (6) 產品碼/Product code:Ex. S→Special design ; blank→Original design

3. 產品尺寸 / PRODUCT DIMENSIONS

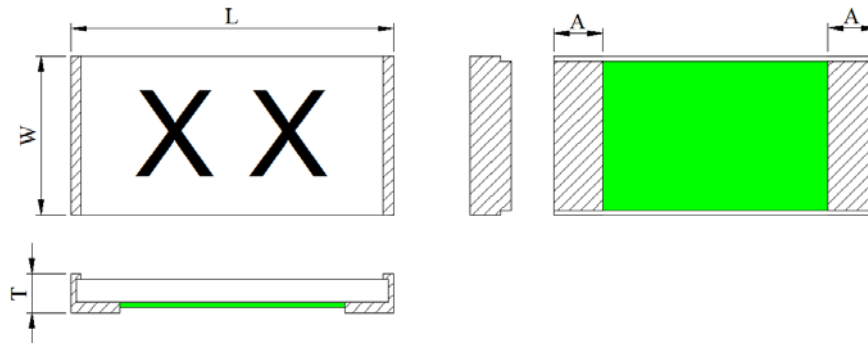


圖 1 / Fig.1

Unit(mm)

| Part Number | W | L | T | A |
|-------------------------------------|-----------|-----------|-----------|-----------|
| STE0603MW50-series R005 | 0.90±0.20 | 1.70±0.20 | 0.65±0.20 | 0.50±0.20 |
| STE0603MW50-series R006*S~R009*S | 0.90±0.20 | 1.70±0.20 | 0.65±0.20 | 0.40±0.20 |
| STE0603MW50-series R010~R049 | 0.90±0.20 | 1.70±0.20 | 0.65±0.20 | 0.40±0.20 |
| STE0603*W50-series R050~R060 | 0.90±0.20 | 1.70±0.20 | 0.65±0.20 | 0.40±0.20 |

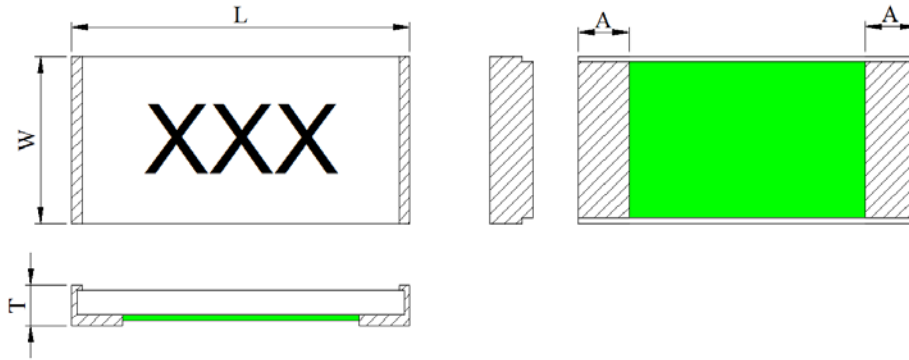


圖 2 / Fig.2

Unit(mm)

| Part Number | W | L | T | A |
|-------------------------------------|-----------|-----------|-----------|-----------|
| STE0805MW75-series R003 | 1.35±0.20 | 2.10±0.20 | 0.65±0.20 | 0.65±0.20 |
| STE0805MW75-series R004*S~R007*S | 1.35±0.20 | 2.10±0.20 | 0.65±0.20 | 0.50±0.20 |
| STE0805MW75-series R008~R049 | 1.35±0.20 | 2.10±0.20 | 0.65±0.20 | 0.50±0.20 |
| STE0805*W75-series R050~R200 | 1.35±0.20 | 2.10±0.20 | 0.65±0.20 | 0.50±0.20 |

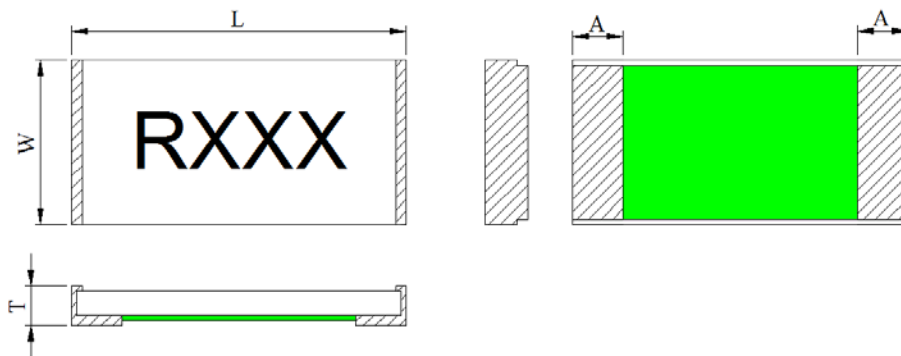


圖 3 / Fig.3

Unit(mm)

| Part Number | W | L | T | A |
|-------------------------------------|-----------|-----------|-----------|-----------|
| STE1206M1W0-series R003 | 1.70±0.20 | 3.30±0.20 | 0.65±0.20 | 1.20±0.30 |
| STE1206M1W0-series R004*S~R008*S | 1.70±0.20 | 3.30±0.20 | 0.65±0.20 | 0.68±0.30 |
| STE1206M1W0-series R009~R049 | 1.70±0.20 | 3.30±0.20 | 0.65±0.20 | 0.68±0.30 |
| STE1206*1W0-series R050~R400 | 1.70±0.20 | 3.30±0.20 | 0.65±0.20 | 0.68±0.30 |

| Part Number | W | L | T | A |
|-------------------------------------|-----------|-----------|-----------|-----------|
| STE2010M1W5-series R002~R003 | 2.60±0.20 | 5.10±0.20 | 0.65±0.20 | 2.10±0.30 |
| STE2010M1W5-series R004*S~R009*S | 2.60±0.20 | 5.10±0.20 | 0.65±0.20 | 0.70±0.30 |
| STE2010M1W5-series R010~R049 | 2.60±0.20 | 5.10±0.20 | 0.65±0.20 | 0.70±0.30 |
| STE2010*1W5-series R050~R400 | 2.60±0.20 | 5.10±0.20 | 0.65±0.20 | 0.70±0.30 |

| Part Number | W | L | T | A |
|-------------------------------------|-----------|-----------|-----------|-----------|
| STE2512M2W0-series R002 | 3.20±0.30 | 6.40±0.30 | 0.65±0.20 | 2.80±0.30 |
| STE2512M2W0-series R003 | 3.20±0.30 | 6.40±0.30 | 0.65±0.20 | 2.60±0.30 |
| STE2512M2W0-series R004*S~R009*S | 3.20±0.30 | 6.40±0.30 | 0.65±0.20 | 1.05±0.30 |
| STE2512M2W0-series R010~R049 | 3.20±0.30 | 6.40±0.30 | 0.65±0.20 | 1.05±0.30 |
| STE2512*2W0-series R050~R400 | 3.20±0.30 | 6.40±0.30 | 0.65±0.20 | 1.05±0.30 |

| Part Number | W | L | T | A |
|-------------------------------------|-----------|------------|-----------|-----------|
| STE3921M3W0-series R002 | 5.10±0.30 | 11.10±0.30 | 0.65±0.20 | 4.90±0.30 |
| STE3921M3W0-series R003 | 5.10±0.30 | 11.10±0.30 | 0.65±0.20 | 4.55±0.30 |
| STE3921M3W0-series R004*S~R008*S | 5.10±0.30 | 11.10±0.30 | 0.65±0.20 | 2.36±0.30 |
| STE3921M3W0-series R009~R049 | 5.10±0.30 | 11.10±0.30 | 0.65±0.20 | 2.36±0.30 |
| STE3921*3W0-series R050~R100 | 5.10±0.30 | 11.10±0.30 | 0.65±0.20 | 2.36±0.30 |

| Part Number | W | L | T | A |
|-------------------------------------|----------|-----------|-----------|-----------|
| STE4527M4W0-series R002 | 7.10±1.0 | 11.60±1.0 | 0.65±0.30 | 5.00±0.40 |
| STE4527M4W0-series R003*S~R005*S | 7.10±1.0 | 11.60±1.0 | 0.65±0.30 | 2.70±0.40 |
| STE4527M4W0-series R006~R049 | 7.10±1.0 | 11.60±1.0 | 0.65±0.30 | 2.70±0.40 |
| STE4527*4W0-series R050~R100 | 7.10±1.0 | 11.60±1.0 | 0.65±0.30 | 2.70±0.40 |

4. 產品結構及使用材料說明 (參考圖 4) / STRUCTURE & MATERIAL (Ref to Fig.4)


圖 4 / Fig.4

- 4.1 基板 / Substrate(1) : 氧化鋁陶瓷基板 / Alumina Ceramic
- 4.2 粘著層 / Adhesion layer(2) : 環氧樹脂 / Epoxy
- 4.3 電阻本體 / Resistive element(3) : 銅合金 / Cu – alloy
- 4.4 端電極 / Terminal electrode(4) : 錫、鎳、銅 / Sn、Ni、Cu
- 4.5 保護防焊層 / Protective coating(5) : 防火級環氧樹脂,符合 UL- 94-V0 要求(綠色) /
Flame-retardant epoxy, meets UL- 94-V0 requirements(green)
- 4.6 文印防焊層 / Marking coating(6) : 防火級環氧樹脂,符合 UL- 94-V0 要求(黑色) /
Flame-retardant epoxy, meets UL- 94-V0 requirements (black)

5. 電氣特性 / ELECTRICAL CHARACTERISTICS

| Part Number | Resistance Value (mΩ) | Power Rating (Watt) | Resistance Tolerance (%) | TCR (ppm) |
|--------------------------------|-----------------------|---------------------|--------------------------|-----------|
| STE0603*W50-series R005~R60 | 5~9 | 0.5 | ±1%(F) | ±100 |
| | 10~60 | 0.5 | ±0.5%(D) / ±1%(F) | ±50 |

| Part Number | Resistance Value (mΩ) | Power Rating (Watt) | Resistance Tolerance (%) | TCR (ppm) |
|---------------------------------|-----------------------|---------------------|--------------------------|-----------|
| STE0805*W75-series R003~R200 | 3~9 | 0.75 | ±1%(F) | ±100 |
| | 10~200 | 0.75 | ±0.5%(D) / ±1%(F) | ±50 |

| Part Number | Resistance Value (mΩ) | Power Rating (Watt) | Resistance Tolerance (%) | TCR (ppm) |
|---------------------------------|-----------------------|---------------------|--------------------------|-----------|
| STE1206*1W0-series R003~R400 | 3~9 | 1.0 | ±1%(F) | ±100 |
| | 10~400 | 1.0 | ±0.5%(D) / ±1%(F) | ±50 |

| Part Number | Resistance Value (mΩ) | Power Rating (Watt) | Resistance Tolerance (%) | TCR (ppm) |
|---------------------------------|-----------------------|---------------------|--------------------------|-----------|
| STE2010*1W5-series R002~R400 | 2~9 | 1.5 | ±1%(F) | ±100 |
| | 10~400 | 1.5 | ±0.5%(D) / ±1%(F) | ±50 |

| Part Number | Resistance Value (mΩ) | Power Rating (Watt) | Resistance Tolerance (%) | TCR (ppm) |
|---------------------------------|-----------------------|---------------------|--------------------------|-----------|
| STE2512*2W0-series R002~R400 | 2~9 | 2.0 | ±1%(F) | ±100 |
| | 10~400 | 2.0 | ±0.5%(D) / ±1%(F) | ±50 |

| Part Number | Resistance Value (mΩ) | Power Rating (Watt) | Resistance Tolerance (%) | TCR (ppm) |
|---------------------------------|-----------------------|---------------------|--------------------------|-----------|
| STE3921*3W0-series R002~R100 | 2~9 | 3.0 | ±1%(F) | ±100 |
| | 10~100 | 3.0 | ±0.5%(D) / ±1%(F) | ±50 |

| Part Number | Resistance Value (mΩ) | Power Rating (Watt) | Resistance Tolerance (%) | TCR (ppm) |
|---------------------------------|-----------------------|---------------------|--------------------------|-----------|
| STE4527*4W0-series R002~R100 | 2~9 | 4.0 | ±1%(F) | ±100 |
| | 10~100 | 4.0 | ±0.5%(D) / ±1%(F) | ±50 |

規格外阻值可依客戶需求提供 / We can provide other resistance value per request

6. 產品特性及信賴性測試規範 / PRODUCT CHARACTERISTICS AND RELIABILITY TEST STANDARD

| 測試方法 Parameter | 條件 Conditions | 允收標準 Requirements |
|---|--|---|
| 瞬間過載測試 / Short Time Over Load | $P = 2.5P_r$; $T = 25 \pm 2^\circ\text{C}$, $t = 5\text{sec.}$ | $\pm(1.0\% + 0.5\text{m}\Omega)$ IEC60115-1 4.13 |
| 高溫測試 / High Temp. Exposure | $T = +170 \pm 2^\circ\text{C}$; $t = 1000\text{h}$ | $\pm(1.0\% + 0.5\text{m}\Omega)$ IEC60115-1 4.25 |
| 低溫測試 / Low Temp. Storage | $T = -55 \pm 2^\circ\text{C}$; $t = 1000\text{h}$ | $\pm(1.0\% + 0.5\text{m}\Omega)$ IEC60115-1 4.25 |
| 濕度負載壽命測試 / Moisture Load Life (60°C 、 $95\%RH$) | $V_{\text{test}} = V_{\text{max}}$; $T = 60 \pm 2^\circ\text{C}$; $RH = 95\%$; $t = 90\text{min ON}$, 30min OFF , 1000h | $\pm(2.0\% + 0.5\text{m}\Omega)$ IEC60115-1 4.25 |
| 冷熱衝擊測試 / Thermal Shock | $[-55^\circ\text{C } 30\text{min.} \rightarrow \text{R.T. } 3\text{min.} \rightarrow +155^\circ\text{C } 30\text{min.}$ $\rightarrow \text{R.T. } 3\text{min.}]$, 100 個連續循環 / 100Cycles | $\pm(1.0\% + 0.5\text{m}\Omega)$ IEC60115-1 4.19 |
| 在 70°C 下負載壽命測試 / Load Life at 70°C | $V_{\text{test}} = V_{\text{max}}$; $T = 70 \pm 2^\circ\text{C}$; $t = 90\text{min ON}$, 30min OFF , 1000h | $\pm(2\% + 0.5\text{m}\Omega)$ IEC60115-1 4.25 |
| 可焊性測試 / Solderability | 浸入錫爐 / Dip into solder at $T = 245 \pm 5^\circ\text{C}$, $t = 3 \pm 0.5\text{sec.}$ | 錫涵蓋面積 / The covered area $> 95\%$ IEC60115-1 4.17 |
| 抗焊熱性測試 / Resistance to Solder Heat | 經熱風式迴焊爐 / Through Reflow $T = 275 \pm 5^\circ\text{C}$, $t = 20 \pm 1\text{sec.}$ | $\pm(1.0\% + 0.5\text{m}\Omega)$ IEC60115-1 4.18 |
| 機械衝擊測試 / Mechanical Shock | 加速度 $a = 100G$, 振幅時間 $t = 11\text{ms}$, 5 個衝擊 $a = 100G$, $t = 11\text{ms}$, 5 times shock | $\pm(1.0\% + 0.5\text{m}\Omega)$ IEC60115-1 4.21 |
| 基板彎曲測試 / Substrate Bending | 兩支撐點間距 / Span between fulcrums : 90mm ; 振幅 / Bend Width : 2mm ; 測試板 / Test board : 玻璃纖維板 / Glass-Epoxy Board ; 厚度 / Thickness = 1.6mm | $\pm(1.0\% + 0.5\text{m}\Omega)$ IEC60115-1 4.33 |

7. 環境特性 / ENVIRONMENTAL CHARACTERISTIC
7-1 操作溫度範圍: $-55^\circ\text{C} \sim 155^\circ\text{C}$ / Operating Temperature: $-55^\circ\text{C} \sim 155^\circ\text{C}$

額定功率溫度衰變曲線 / Typical Thermal Derating Curve

額定功率乃指於 70°C 以內可連續滿額功率使用的術語。

下圖為當操作溫度高於 70°C 時的可使用功率衰減曲線。

Power rating is based on continuous full load operation at rated ambient temperature of 70°C . For resistors operated at ambient temp. in excess of 70°C , the max. load shall be derated in accordance with the following curve.



7-2 存儲條件 / STORAGE CONDITIONS

在溫度+10°C ~ 40°C、相對濕度 ≤ 75% 的密閉條件下可存放2年。 /

Under airtight in temperature +10°C ~ 40°C、relative humidity ≤ 75% can store 2 years.

在溫度+10°C ~ 60°C、相對濕度為95%的非露天下最多可存放30天。 /

Without dew in temperature +10°C ~ 60°C、relative humidity be 95% maximum value for 30days.

8. 焊錫墊尺寸及焊接條件 / SOLDER PAD SIZE AND WELDING CONDITIONS

8-1 建議如下圖焊接方式焊接，並滿足所要求的尺寸。 / Propose that the following picture installation way is installed, and satisfied the required size.

| Part Number | P | W | D | Loading |
|-------------------------------------|--------|--------|--------|---------|
| STE0603MW50-series R005 | 0.50mm | 0.92mm | 1.35mm | 0.50w |
| STE0603MW50-series R006*S~R009*S | 0.60mm | 0.92mm | 1.30mm | 0.50w |
| STE0603*W50-series R010~R60 | 0.60mm | 0.92mm | 1.30mm | 0.50w |

| Part Number | P | W | D | Loading |
|-------------------------------------|--------|--------|--------|---------|
| STE0805MW75-series R003 | 0.50mm | 1.44mm | 1.55mm | 0.75w |
| STE0805MW75-series R004*S~R007*S | 0.80mm | 1.44mm | 1.40mm | 0.75w |
| STE0805*W75-series R008~R200 | 0.80mm | 1.44mm | 1.40mm | 0.75w |

| Part Number | P | W | D | Loading |
|-------------------------------------|--------|--------|--------|---------|
| STE1206M1W0-series R003 | 0.60mm | 1.84mm | 2.10mm | 1.0w |
| STE1206M1W0-series R004*S~R008*S | 1.20mm | 1.84mm | 1.80mm | 1.0w |
| STE1206*1W0-series R009~R400 | 1.20mm | 1.84mm | 1.80mm | 1.0w |

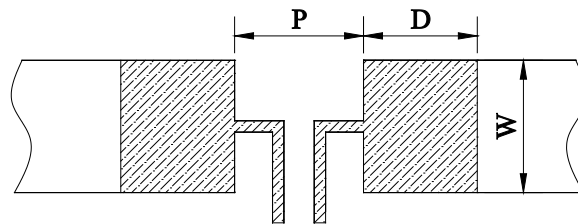
| Part Number | P | W | D | Loading |
|-------------------------------------|--------|--------|--------|---------|
| STE2010M1W5-series R002~R003 | 0.70mm | 2.88mm | 3.65mm | 1.5w |
| STE2010M1W5-series R004*S~R009*S | 2.70mm | 2.88mm | 2.65mm | 1.5w |
| STE2010*1W5-series R010~R400 | 2.70mm | 2.88mm | 2.65mm | 1.5w |

| Part Number | P | W | D | Loading |
|-------------------------------------|--------|--------|--------|---------|
| STE2512M2W0-series R002 | 0.60mm | 3.57mm | 4.35mm | 2.0w |
| STE2512M2W0-series R003 | 0.90mm | 3.57mm | 4.20mm | 2.0w |
| STE2512M2W0-series R004*S~R009*S | 3.10mm | 3.57mm | 3.10mm | 2.0w |
| STE2512*2W0-series R010~R400 | 3.10mm | 3.57mm | 3.10mm | 2.0w |

| Part Number | P | W | D | Loading |
|-------------------------------------|--------|--------|--------|---------|
| STE3921M3W0-series R002 | 1.10mm | 5.75mm | 6.45mm | 3.0w |
| STE3921M3W0-series R003 | 1.70mm | 5.75mm | 6.15mm | 3.0w |
| STE3921M3W0-series R004*S~R008*S | 5.00mm | 5.75mm | 4.50mm | 3.0w |
| STE3921*3W0-series R009~R100 | 5.00mm | 5.75mm | 4.50mm | 3.0w |

| Part Number | P | W | D | Loading |
|-------------------------------------|--------|--------|--------|---------|
| STE4527M4W0-series R002 | 1.20mm | 8.05mm | 6.65mm | 4.0w |
| STE4527M4W0-series R003*S~R005*S | 5.20mm | 8.05mm | 4.65mm | 4.0w |
| STE4527*4W0-series R006~R100 | 5.20mm | 8.05mm | 4.65mm | 4.0w |

loading : 適用於本公司建議焊墊設計並使用於限定穩定電流下 /
 suit for specific pad layout and specific steady current



8-2 建議客戶焊接參數 / Recommended Customer Soldering Parameters

8-2-1 波峰焊溫度曲線 / Wave solder Temperature condition (圖 5 / Fig.5)

預熱段 / Preheating : 100°C ~ 130°C , max.100 sec.

焊錫段 / Soldering: 250°C ~ 265°C max. 10 sec.

允許最高溫度 / Maximum temperature : 260±5°C , max. 10sec.

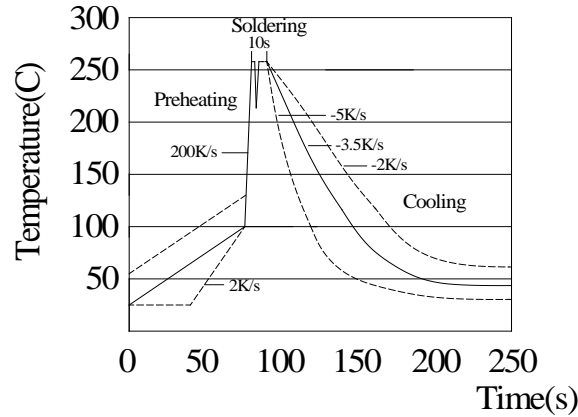


圖 5 / Fig.5

8-2-2 回流焊溫度曲線 / Solder reflow Temperature condition (圖 6 / Fig.6)

預熱段 / Preheating : 145 ± 15°C , max.120 sec.

焊錫段 / Soldering : min. 220°C , max. 60 sec.

允許最高溫度 / Maximum temperature : 260±5°C , max. 10sec.

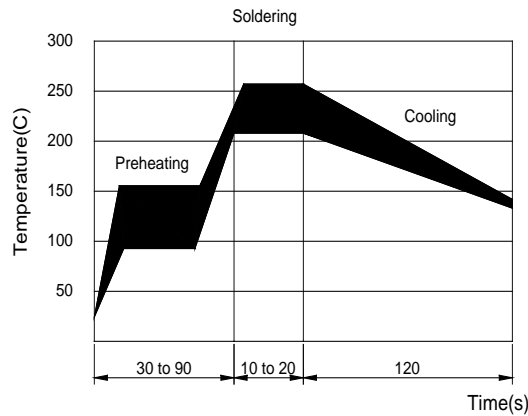


圖 6 / Fig.6

8-2-3 允許烙鐵焊接條件(熱風設備) / Rework temperature (hot air equipment) : 350°C , 3~5seconds

8-2-4 焊接方法建議 / Recommended reflow methods

焊接熱源方式可用紅外線, 熱蒸氣, 熱風. / IR, vapor phase oven, hot air oven
如果焊錫溫度超過允許最高溫度, 則產品本身會有功能損壞的疑慮. / If reflow temperatures exceed the recommended profile, devices may not meet the performance requirements.

9. 批量生產後出貨測試項目 / Lot ACCEPTANCE TEST REQUIREMENTS

每一批生產均須作入庫檢驗, 每一批生產單量不可超過500Kpcs. /

Qualification shall consist of passing a program of following tests. Parts shall be pulled from each lot and maximum lot quantity shall be within 500Kpcs.

9-1 外觀 / Visual

方法 / Procedure : 利用放大鏡進行檢查 / Visual

標準 / Acceptance Criteria : 不能有髒汙、不潔、文印錯誤、破損等 / No parts are outstandingly stained

9-2 尺寸 / Dimensions

方法 / Procedure : 使用合適且經校正的尺規 / As appropriate, calipers, micrometers, optical comparator, or approved gages

標準 / Acceptance Criteria : 尺寸均在規定標準範圍內 / No parts outside specific dimensions

9-3 單體元件電阻(Ro) / Resistance (Ro)

方法 / Procedure : 在 25°C 下利用四線量測技術量測之 / Resistance shall be measured with 25°C in the 4-wire resistance test

標準 / Acceptance Criteria : 電阻值均在規定標準範圍內 / The resistance of the test device shall be within the limits specified

9-4 電阻溫度係數 / TCR

方法 / Procedure : 利用四線法量測出元件分別在 25°C 及125°C 下的電阻值, 並將其帶入下面公式中即可得出 TCR值 / Getting the sampling device resistance values measured in 25°C and 125°C and put them in to the following equation to calculate the TCR

標準 / Acceptance Criteria : 溫度係數值均在規定標準範圍內 / All parts must within the specific
 $TCR = (R_b - R_a) / R_a \times 1 / (T_b - T_a) \times 10^6$

9-5 絕緣電阻 / Insulation resistance (Ri)

方法 / Procedure : 利用絕緣測試儀量測 / Resistance between protective layer and resistive shall be measured by high ohm meter

標準 / Acceptance Criteria : 防焊層與電阻本體絕緣電阻至少高於100MΩ / The resistance of the test device shall over 100MΩ

10. 包裝訊息 / PACKAGING INFORMATION
10-1 包裝數量、重量 / QUANTITY & WEIGHT

| 型號 / Type Number | 數量 / Quantity (pcs) | 重量 / Weight (g) |
|--------------------|---------------------|-----------------|
| STE0603*W50-series | 5,000 | 130±30 |
| STE0805*W75-series | 5,000 | 150±30 |
| STE1206*1W0-series | 5,000 | 160±40 |
| STE2010*1W5-series | 4,000 | 210±40 |
| STE2512*2W0-series | 4,000 | 270±50 |
| STE3921*3W0-series | 2,000 | 510±60 |
| STE4527*4W0-series | 1,000 | 380±60 |

10-2 捲輪規格 / Reel & Tape specifications


| 型號 / Type Number | A±5 (mm) | N±2 (mm) | W1±1 (mm) |
|--------------------|----------|----------|-----------|
| STE0603*W50-series | 178 | 60 | 9.0 |
| STE0805*W75-series | 178 | 60 | 9.0 |
| STE1206*1W0-series | 178 | 60 | 9.0 |
| STE2010*1W5-series | 178 | 60 | 13 |
| STE2512*2W0-series | 178 | 60 | 13 |
| STE3921*3W0-series | 178 | 60 | 24.5 |
| STE4527*4W0-series | 178 | 60 | 24.5 |



Unit(mm)

| STE0603*W50-series | | | | | | | |
|--------------------|-------------|----|-------------|----|-------------|----|-------------|
| W | 8.00 ± 0.30 | P0 | 4.00 ± 0.10 | P | 4.00 ± 0.10 | P2 | 2.00 ± 0.10 |
| A0 | 1.18 ± 0.20 | B0 | 1.98 ± 0.20 | D0 | 1.50 ± 0.10 | F | 3.50 ± 0.10 |
| E | 1.75 ± 0.10 | T | 0.75 ± 0.20 | / | / | / | / |

| STE0805*W75-series | | | | | | | |
|--------------------|-------------|----|-------------|----|-------------|----|-------------|
| W | 8.00 ± 0.30 | P0 | 4.00 ± 0.10 | P | 4.00 ± 0.10 | P2 | 2.00 ± 0.10 |
| A0 | 1.68 ± 0.20 | B0 | 2.38 ± 0.20 | D0 | 1.50 ± 0.10 | F | 3.50 ± 0.10 |
| E | 1.75 ± 0.10 | T | 0.87 ± 0.20 | / | / | / | / |

| STE1206*1W0-series | | | | | | | |
|--------------------|-------------|----|-------------|----|-------------|----|-------------|
| W | 8.00 ± 0.30 | P0 | 4.00 ± 0.10 | P | 4.00 ± 0.10 | P2 | 2.00 ± 0.10 |
| A0 | 2.05 ± 0.20 | B0 | 3.65 ± 0.20 | D0 | 1.50 ± 0.10 | F | 3.50 ± 0.10 |
| E | 1.75 ± 0.10 | T | 0.87 ± 0.10 | / | / | / | / |



Unit(mm)

| STE2010*1W5-series | | | | | | | |
|--------------------|--------------|----|-------------|----|-------------|----|-------------|
| W | 12.00 ± 0.30 | P0 | 4.00 ± 0.10 | P | 4.00 ± 0.10 | P2 | 2.00 ± 0.10 |
| A0 | 2.85 ± 0.20 | B0 | 5.45 ± 0.20 | D0 | 1.50 ± 0.10 | F | 5.50 ± 0.10 |
| E | 1.75 ± 0.10 | T | 0.25 ± 0.10 | T1 | Max. 0.1 | K0 | 0.80 ± 0.20 |

| STE2512*2W0-series | | | | | | | |
|--------------------|--------------|----|-------------|----|-------------|----|-------------|
| W | 12.00 ± 0.30 | P0 | 4.00 ± 0.10 | P | 4.00 ± 0.10 | P2 | 2.00 ± 0.10 |
| A0 | 3.40 ± 0.20 | B0 | 6.75 ± 0.20 | D0 | 1.50 ± 0.10 | F | 5.50 ± 0.10 |
| E | 1.75 ± 0.10 | T | 0.25 ± 0.10 | T1 | Max. 0.1 | K0 | 1.00 ± 0.20 |

| STE3921*3W0-series | | | | | | | |
|--------------------|--------------|----|--------------|----|-------------|----|--------------|
| W | 24.00 ± 0.30 | P0 | 4.00 ± 0.10 | P | 8.00 ± 0.10 | P2 | 2.00 ± 0.10 |
| A0 | 5.50 ± 0.20 | B0 | 11.50 ± 0.20 | D0 | 1.50 ± 0.10 | F | 11.50 ± 0.10 |
| E | 1.75 ± 0.10 | T | 0.30 ± 0.10 | T1 | Max. 0.1 | K0 | 0.90 ± 0.20 |

| STE4527*4W0-series | | | | | | | |
|--------------------|--------------|----|--------------|----|--------------|----|--------------|
| W | 24.00 ± 0.30 | P0 | 4.00 ± 0.10 | P | 12.00 ± 0.10 | P2 | 2.00 ± 0.10 |
| A0 | 7.50 ± 0.20 | B0 | 12.00 ± 0.20 | D0 | 1.50 ± 0.10 | F | 11.50 ± 0.10 |
| E | 1.75 ± 0.10 | T | 0.30 ± 0.10 | T1 | Max. 0.1 | K0 | 0.90 ± 0.20 |

10-3 密封膠膜剝離強度要求 / Peeling Strength of Seal Tape

F = 剝離強度 : 0.1 – 1.0N (10 - 100gf)

F = Peeling Strength: 0.1 – 1.0N (10 - 100gf)



11. 其他 / OTHERS

11-1 如果在使用中有超出本規格書的要求，必須經由雙方協商確認。 / In the event that an impropriety is found beyond this specification , it shall be fixed by mutual agreement between the parties.

11-2 如果本規格書有不適當的情況，必須通過雙方協商並由本公司修改。 / In the event that an impropriety is found in this specification , Juneway Electronic Technology Co., Ltd. shall amend it by mutual agreement between the parties.

X-ON Electronics

Largest Supplier of Electrical and Electronic Components

Click to view similar products for [Current Sense Resistors - SMD category](#):

Click to view products by [Walter manufacturer](#):

Other Similar products are found below :

[5112](#) [65709-330JE](#) [PF2512FKF7W0R007L](#) [PR2512FKF7W0R003L](#) [PR2512FKF7W0R005L](#) [RCWL0603R500JNEA](#) [ERJ-3BQF1R1V](#) [ERJ-L14UJ42MU](#) [2-2176088-5](#) [PF2512FKF7W0R006L](#) [PF2512FKF7W0R033L](#) [2-2176089-4](#) [CD2015FC-0.10-1%](#) [PR2512FKF7W0R004L](#) [CGSSL1R01J](#) [CGSSL1R047J](#) [RC1005F124CS](#) [RCWE2512R110FKEA](#) [RCWL0805R330JNEA](#) [RL73H3AR47FTE](#) [RL73K3AR56JTDF](#) [RL7520WT-R001-F](#) [RL7520WT-R009-G](#) [RL7520WT-R020-F](#) [RLP73N1ER43JTD](#) [TL3AR01FTDG](#) [TLR3A20DR0005FTDG](#) [LRC-LR2512LF-01-R820J](#) [ERJ-3BQF4R3V](#) [ERJ-L14UF68MU](#) [TLR3A20DR001FTDG](#) [TLR3A30ER0005FTDG](#) [WR06X104JGLJ](#) [RLP73K1ER82JTD](#) [TL2BR01F](#) [TLR3A20DR01FTDG](#) [WSR3R0600FEA32](#) [ERJ-14BQF1R6U](#) [ERJ-14BQJR30U](#) [SP1220RJT](#) [SP1R12J](#) [ERJ-14BQF6R2U](#) [RL7520WT-R039-G](#) [PF1206FRF7W0R02L](#) [RL7520WT-R002-F](#) [RL7520WT-R047-F](#) [RLP73N2BR068FTDF](#) [RL7520WT-R005-F](#) [RCWE2512R220FKEA](#) [RCWE120625L0FMEA](#)