

Performance Specification

Model	V _{max}	I _{max}	I _{hold}	I _{trip}	P _d	Maximum Time		Resistance		
						To Trip		R _{imin}	R _{imax}	R _{1max}
	(Vdc)	(A)	(A)	(A)	(W)	(A)	(Sec)			
JK60-010	60	40	0.10	0.20	0.38	0.50	4.0	2.50	4.50	7.50
JK60-017	60	40	0.17	0.34	0.48	0.85	3.0	2.50	5.21	8.00
JK60-020	60	40	0.20	0.40	0.41	1.00	2.2	1.25	2.75	4.40
JK60-025	60	40	0.25	0.50	0.45	1.25	2.5	0.65	1.95	3.00
JK60-030	60	40	0.30	0.60	0.49	1.50	3.0	0.45	1.33	2.10
JK60-040	60	40	0.40	0.80	0.56	2.00	3.8	0.40	0.86	1.29
JK60-050	60	40	0.50	1.00	0.77	2.50	4.0	0.35	0.77	1.17
JK60-065	60	40	0.65	1.30	0.88	3.25	5.3	0.25	0.48	0.72
JK60-075	60	40	0.75	1.50	0.92	3.75	6.3	0.20	0.40	0.60
JK60-090	60	40	0.90	1.80	0.99	4.50	7.2	0.15	0.31	0.47
JK60-110	60	40	1.10	2.20	1.50	5.50	8.2	0.13	0.25	0.38
JK60-135	60	40	1.35	2.70	1.70	6.75	9.6	0.10	0.19	0.30
JK60-160	60	40	1.60	3.20	1.90	8.00	11.4	0.07	0.14	0.22
JK60-185	60	40	1.85	3.70	2.10	9.25	12.6	0.06	0.12	0.19
JK60-250	60	40	2.50	5.00	2.50	12.50	15.6	0.04	0.08	0.13
JK60-300	60	40	3.00	6.00	2.80	15.00	19.8	0.03	0.06	0.10
JK60-375	60	40	3.75	7.50	3.20	18.75	24.0	0.02	0.05	0.08

V_{max} = Maximum operating voltage device can withstand without damage at rated current (I_{max}).

I_{max} = Maximum fault current device can withstand without damage at rated voltage (V_{max}).

I_{hold} = Hold Current. Maximum current device will not trip in 25°C still air.

I_{trip} = Trip Current. Minimum current at which the device will always trip in 25°C still air.

P_d = Power dissipation when device is in the tripped state in 25°C still air environment at rated voltage.

R_{i min/max} = Minimum/Maximum device resistance prior to tripping at 25°C.



R_{1max} = Maximum device resistance is measured one hour post reflow.

CAUTION : Operation beyond the specified ratings may result in damage and possible arcing and flame.

Environmental Specifications

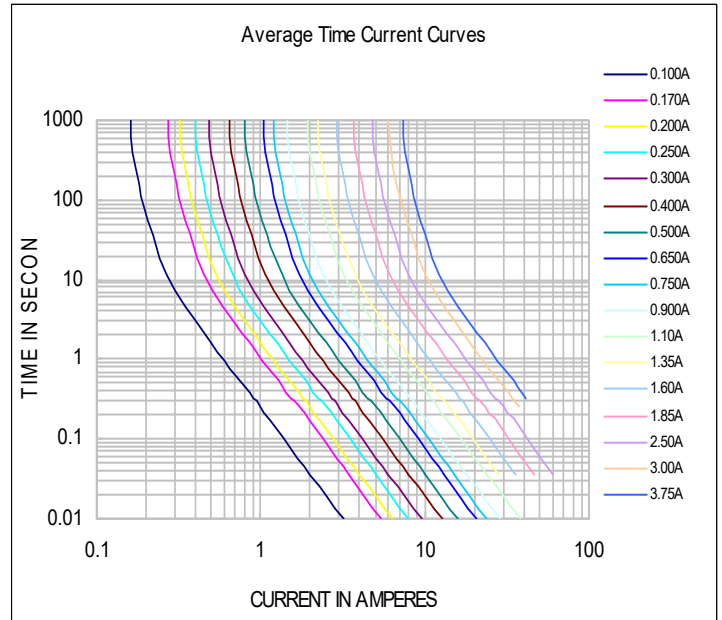
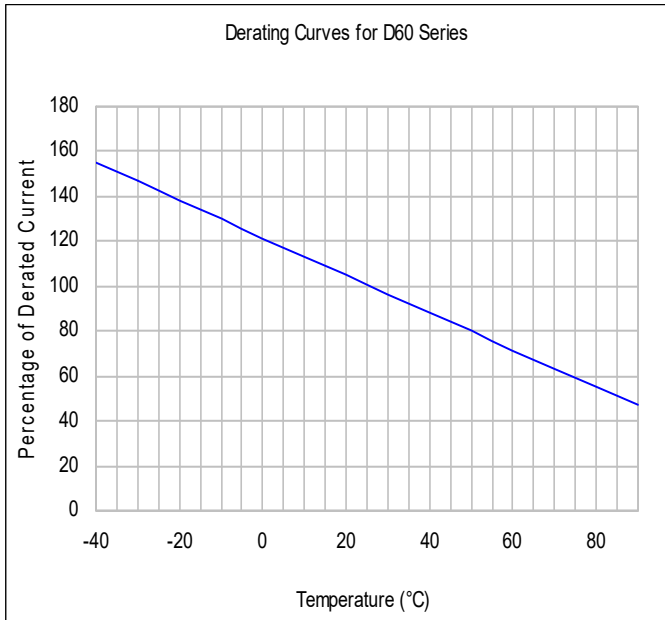
Test	Conditions	Resistance change
Passive aging	+85°C, 1000 hrs.	±5% typical
Humidity aging	+85°C, 85% R.H. , 168 hours	±5% typical
Thermal shock	+85°C to -40°C, 20 times	±33% typical
Resistance to solvent	MIL-STD-202,Method 215	No change
Vibration	MIL-STD-202,Method 201	No change
Ambient operating conditions : - 40 °C to +85 °C		
Maximum surface temperature of the device in the tripped state is 125 °C		

Agency Approval and Environmental Compliance

Agency	File Number	Regulation	Standard
UL	pending		2002/95/EC
TUV	pending		EN14582

Thermal Derating Curve

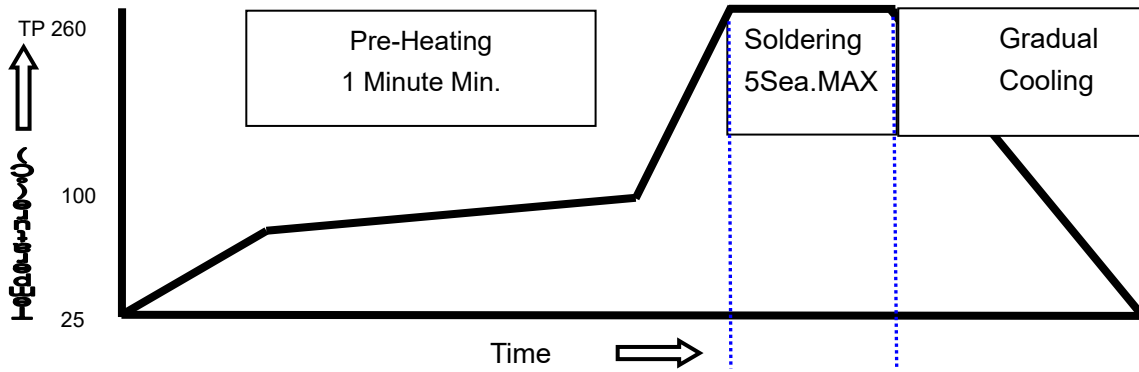
Average Time-Current Curve



Ihold Versus Temperature

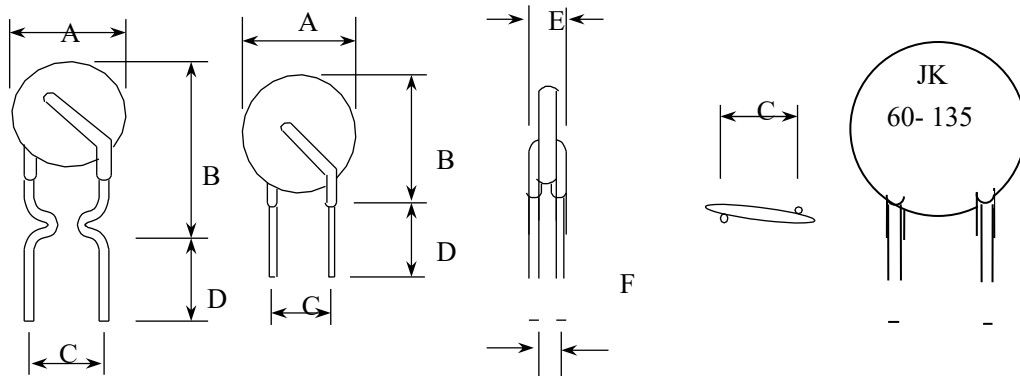
Model	Maximum ambient operating temperature (T_{mao}) vs. hold current (I_{hold})								
	-40°C	-20°C	0°C	25°C	40°C	50°C	60°C	70°C	85°C
JK60-010	0.16	0.14	0.12	0.10	0.08	0.07	0.06	0.05	0.04
JK60-017	0.26	0.23	0.20	0.17	0.14	0.12	0.11	0.09	0.07
JK60-020	0.31	0.27	0.24	0.20	0.16	0.14	0.13	0.11	0.08
JK60-025	0.39	0.34	0.30	0.25	0.20	0.18	0.16	0.14	0.10
JK60-030	0.47	0.41	0.36	0.30	0.24	0.22	0.19	0.16	0.12
JK60-040	0.62	0.54	0.48	0.40	0.32	0.29	0.25	0.22	0.16
JK60-050	0.78	0.68	0.60	0.50	0.41	0.36	0.32	0.27	0.20
JK60-065	1.01	0.88	0.77	0.65	0.53	0.47	0.41	0.35	0.26
JK60-075	1.16	1.02	0.89	0.75	0.61	0.54	0.47	0.41	0.30
JK60-090	1.40	1.22	1.07	0.90	0.73	0.65	0.57	0.49	0.36
JK60-110	1.71	1.50	1.31	1.10	0.89	0.79	0.69	0.59	0.44
JK60-135	2.09	1.84	1.61	1.35	1.09	0.97	0.85	0.73	0.54
JK60-160	2.48	2.18	1.90	1.60	1.30	1.15	1.01	0.86	0.64
JK60-185	2.87	2.52	2.20	1.85	1.50	1.33	1.17	1.00	0.74
JK60-250	3.88	3.40	2.98	2.50	2.03	1.80	1.58	1.35	1.00
JK60-300	4.65	4.08	3.57	3.00	2.43	2.16	1.89	1.62	1.20
JK60-375	5.81	5.10	4.46	3.75	3.04	2.70	2.36	2.03	1.50

Soldering Parameters



WAVE SOLDERING INFORMATION	
Pre-Heating Zone	Max. ramping rate should not exceed 4°C/Sec.
Soldering Zone	Max. solder temperature should not exceed 260°C
Cooling Zone	Cooling by natural convection in air.
© Specifications are subject to change without notice.	

Physical Dimensions(mm.)



JK= JKSEMI mark
60 = Radial type 60 V
135 = 1.35A hold current

Model	A	B	C	D	E	F	Lead Style
	Max.	Max.	Typ.	Min.	Max.	Max.	
JK60-010	7.4/0.29	12.7/0.50	5.1/0.20	7.6/0.3	3.1/0.12	1.0/0.04	Kink
JK60-017	7.4/0.29	12.7/0.50	5.1/0.20	7.6/0.3	3.1/0.12	1.7/0.07	Kink
JK60-020	7.4/0.29	12.7/0.48	5.1/0.20	7.6/0.3	3.1/0.12	1.0/0.04	Kink
JK60-025	7.4/0.29	12.7/0.50	5.1/0.20	7.6/0.3	3.1/0.12	1.0/0.04	Kink
JK60-030	7.4/0.29	13.0/0.51	5.1/0.20	7.6/0.3	3.1/0.12	1.0/0.04	Kink
JK60-040	7.6/0.30	13.5/0.53	5.1/0.20	7.6/0.3	3.1/0.12	1.2/0.05	Kink
JK60-050	7.9/0.31	13.7/0.54	5.1/0.20	7.6/0.3	3.1/0.12	1.2/0.05	Kink
JK60-065	9.7/0.38	14.5/0.57	5.1/0.20	7.6/0.3	3.1/0.12	1.5/0.06	Kink
JK60-075	10.4/0.41	15.2/0.60	5.1/0.20	7.6/0.3	3.1/0.12	1.5/0.06	Kink
JK60-090	11.7/0.46	15.8/0.62	5.1/0.20	7.6/0.3	3.1/0.12	1.5/0.06	Kink
JK60-110	13.0/0.51	18.0/0.71	5.1/0.20	7.6/0.3	3.1/0.12	1.2/0.05	Straight
JK60-135	14.5/0.57	19.6/0.77	5.1/0.20	7.6/0.3	3.1/0.12	1.2/0.05	Straight
JK60-160	16.3/0.64	21.3/0.84	5.1/0.20	7.6/0.3	3.1/0.12	1.5/0.06	Straight
JK60-185	17.8/0.70	22.9/0.90	5.1/0.20	7.6/0.3	3.1/0.12	1.5/0.06	Straight
JK60-250	21.3/0.84	26.4/1.04	10.2/0.40	7.6/0.3	3.1/0.12	1.7/0.07	Straight
JK60-300	24.9/0.98	30.0/1.18	10.2/0.40	7.6/0.3	3.1/0.12	2.0/0.08	Straight
JK60-375	28.5/1.12	33.5/1.32	10.2/0.40	7.6/0.3	3.1/0.12	2.0/0.08	Straight

PHYSICAL SPECIFICATIONS :

Materials : JK60-010: Tin-plated nickel-copper alloy, 0.205mm² (24AWG), Φ0.51mm(0.020 in).
 JK60-017 ~ 040: Tin-plated copper-clad steel, 0.205mm² (24AWG), Φ0.51mm(0.020 in).
 JK60-050 ~ 090: Tin-plated copper , 0.205mm² (24AWG), Φ0.51mm(0.020 in).
 JK60-110 ~ 375: Tin-plated copper , 0.52mm² (20AWG), Φ0.81mm(0.032 in).
 Lead Solderability : MIL-STD-202, Method 208E

Packaging Quantity

Order information				Packing		
60	185	K or S	R or U	Model	Reel Q'ty	Bag Q'ty
Radial type	Hold	K=Kink leads	R= Tape &	JK60-010 ~ JK60-090	3000	500
60 V	Current		Reel	JK60-017	2500	500
	(A)	S=Straight	U= Bulk	JK60-110 ~ JK60-185	1500	500
		leads	packaged	JK60-250 ~ JK60-375	-	500

Tape & Reel packaging per EIA468-B standard.

Cross Reference

Darong	Cross Reference			
	Tyco / Raychem	Bourns / Multifuse®	Polytronics / EVERFUSE®	SEA-LAND
JK60-010	RXEF010	MF-R010	RLD60P010UF	R60-010
JK60-017	RXEF017	MF-R017	RLD60P017UF	R60-017
JK60-020	RXEF020	MF-R020	RLD60P020UF	R60-020
JK60-025	RXEF025	MF-R025	RLD60P025UF	R60-025
JK60-030	RXEF030	MF-R030	RLD60P030UF	R60-030
JK60-040	RXEF040	MF-R040	RLD60P040UF	R60-040
JK60-050	RXEF050	MF-R050	RLD60P050UF	R60-050
JK60-065	RXEF065	MF-R065	RLD60P065UF	R60-065
JK60-075	RXEF075	MF-R075	RLD60P075UF	R60-075
JK60-090	RXEF090	MF-R090	RLD60P090UF	R60-090
JK60-110	RXEF110	MF-RX110	RLD60P110UF	R60-110
JK60-135	RXEF135	MF-RX135	RLD60P135UF	R60-135
JK60-160	RXEF160	MF-RX160	RLD60P160UF	R60-160
JK60-185	RXEF185	MF-RX185	RLD60P185UF	R60-185
JK60-250	RXEF250	MF-RX250	RLD60P250UF	R60-250
JK60-300	RXEF300	MF-RX300	RLD60P300UF	R60-300
JK60-375	RXEF375	MF-RX375	RLD60P375UF	R60-375

“Raychem” is a registered trademark of Tyco Electronics.
 “Multifuse” is a registered trademark of bourns,Inc.
 “EVERFUSE” is a registered trademark of Polytronics Technology Corp.
 “SEA-LAND” is a registered trademark of Sea-Land electronic corp.

X-ON Electronics

Largest Supplier of Electrical and Electronic Components

Click to view similar products for [Resettable Fuses - PPTC](#) category:

Click to view products by [Jinkaisheng](#) manufacturer:

Other Similar products are found below :

[0001.1010.G](#) [D38999/20WG39JN](#) [F02B250V1-4AS](#) [9728214S-2\(621\)](#) [RF0627-000](#) [RF2534-000](#) [ASMD185-2](#) [EN2997S61212AN](#)
[EN2997SE61203AN](#) [BK-ABC-V-5-R](#) [LR4-550RAF](#) [SMD125-2](#) [F60C500V20AS](#) [RF0078-000](#) [RF1548-000](#) [RF1973-000](#) [RF2171-000](#)
[RF2531-000](#) [RF2533-000](#) [RF2550-000](#) [TR600-150Q-B-0.5-0.130](#) [BK-AGX-20](#) [5E4795/04-1502](#) [EN2997S61212MN](#) [EN2997SE61203MN](#)
[EN2997SE61212AN](#) [EN2997SE61212MN](#) [BK1/S505-1.25-R](#) [TR-3216FF20-R](#) [TRF250-080T-B-1.0-0.125](#) [JT06RT1832BN014](#) [S-3-2-10](#)
[SMD100-2](#) [FRN-R-5-6-10](#) [FRS-R-3-2-10](#) [LP-CC-2-1-2](#) [LPS-RK-3-2-10SP](#) [BK-AGC-1-8-R](#) [BK-AGC-2-10-R](#) [BK-AGC-7-1-2](#) [BK-GDC-](#)
[500MA](#) [BK-MDL-1-6-10-R](#) [BK-SFE-4](#) [BK-ABC-1-R](#) [BK-C518-250-R](#) [BK-GDB-2A](#) [BK-MDL-1-8-R](#) [BK-MDL-6](#) [BK-AGC-5-R](#) [BK-ATC-](#)