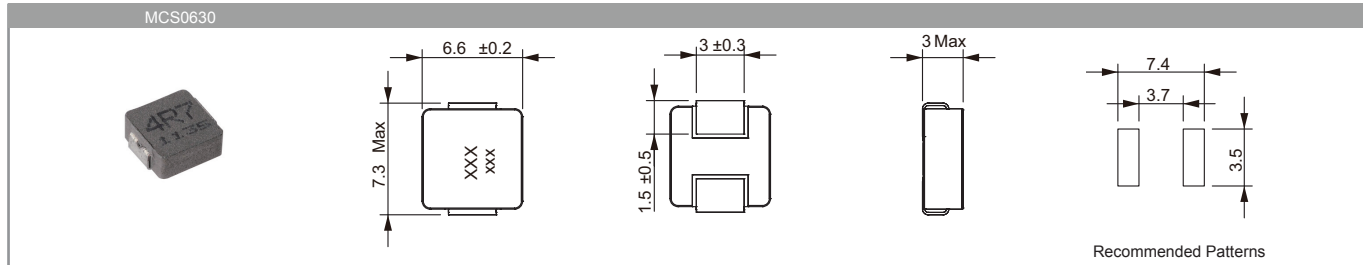


# HIGH CURRENT MOLDING POWER CHOKE

## MCS0630 Series (SHIELDED)

### Mechanical Dimensions (Unit: mm)



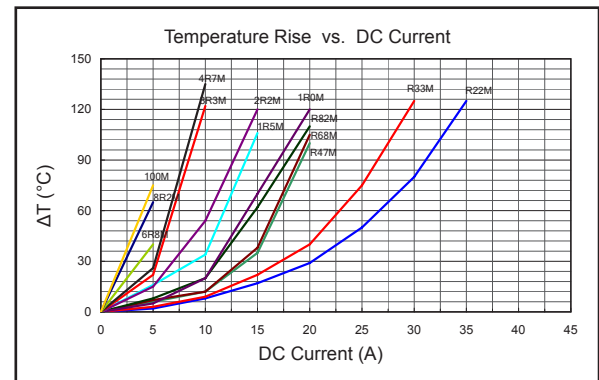
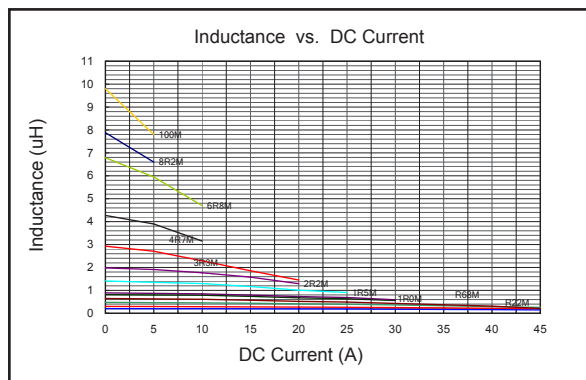
### Electrical Specification

Part Number	Marking	Inductance (uH)	Inductance Tolerance	Test Freq. (KHz)	DCR (mΩ) Typ.	DCR (mΩ) Max.	Rated Current Typ.	I sat (A) Typ.
MCS0630-R22MN2	R22	0.22	M	100	2.50	2.80	23.0	40.0
MCS0630-R33MN2	R33	0.33	M	100	3.50	3.90	20.0	30.0
MCS0630-R47MN2	R47	0.47	M	100	4.00	4.20	17.5	26.5
MCS0630-R56MN2	R56	0.56	M	100	4.70	5.00	16.5	25.5
MCS0630-R68MN2	R68	0.68	M	100	5.00	5.50	15.5	25.0
MCS0630-R82MN2	R82	0.82	M	100	6.70	8.00	13.0	20.0
MCS0630-1R0MN2	1R0	1.00	M	100	9.00	10.0	11.0	20.0
MCS0630-1R5MN2	1R5	1.50	M	100	14.0	15.0	9.00	16.0
MCS0630-2R2MN2	2R2	2.20	M	100	17.0	20.0	8.00	12.0
MCS0630-3R3MN2	3R3	3.30	M	100	28.0	30.0	6.00	10.0
MCS0630-4R7MN2	4R7	4.70	M	100	37.0	40.0	5.50	7.00
MCS0630-6R8MN2	6R8	6.80	M	100	54.0	60.0	4.50	6.50
MCS0630-8R2MN1	8R2	8.20	M	100	54.0	60.0	4.50	6.50
MCS0630-100MN1	100	10.00	M	100	62.0	68.0	4.00	5.50

- a. Tolerance: M=±20%,N=±30%
- b. All test data is referenced to 25°C ambient.
- c. Operating Temperature Range -55°C to +125°C .
- d. Rated current (A) that will cause an approximate ΔT of 40°C .
- e. Isat (A) that will cause Lo to drop approximately 20%.
- f. The part temperature (ambient +temp rise) should not exceed 125°C under worst case operating conditions. Circuit design, component placement, PWB trace size and thickness, airflow and other cooling provisions all affect the part temperature Part temperature should be verified in the end application.
- g. Test Instrument: Chroma16502、Chroma11300

### Characteristic Curve

· MCS0630



## X-ON Electronics

Largest Supplier of Electrical and Electronic Components

*Click to view similar products for [Fixed Inductors](#) category:*

*Click to view products by [Prosperity](#) manufacturer:*

Other Similar products are found below :

[MLZ1608M6R8WTD25](#) [MLZ1608N6R8LT000](#) [MLZ1608N3R3LTD25](#) [MLZ1608N3R3LT000](#) [MLZ1608N150LT000](#)  
[MLZ1608M150WTD25](#) [MLZ1608M3R3WTD25](#) [MLZ1608M3R3WT000](#) [MLZ1608M150WT000](#) [MLZ1608A1R5WT000](#)  
[MLZ1608N1R5LT000](#) [B82432C1333K000](#) [PCMB053T-1R0MS](#) [PCMB053T-1R5MS](#) [PCMB104T-1R5MS](#) [CR32NP-100KC](#) [CR32NP-151KC](#) [CR32NP-180KC](#) [CR32NP-181KC](#) [CR32NP-1R5MC](#) [CR32NP-390KC](#) [CR32NP-3R9MC](#) [CR32NP-680KC](#) [CR32NP-820KC](#)  
[CR32NP-8R2MC](#) [CR43NP-390KC](#) [CR43NP-560KC](#) [CR43NP-680KC](#) [CR54NP-181KC](#) [CR54NP-470LC](#) [CR54NP-820KC](#) [CR54NP-8R5MC](#)  
[MGDQ4-00004-P](#) [MGDU1-00016-P](#) [MHL1ECTTP18NJ](#) [MHL1JCTTD12NJ](#) [PE-51506NL](#) [PE-53601NL](#) [PE-53630NL](#) [PE-53824SNLT](#) [PE-62892NL](#) [PE-92100NL](#) [PG0434.801NLT](#) [PG0936.113NLT](#) [PM06-2N7](#) [PM06-39NJ](#) [HC2LP-R47-R](#) [HC2-R47-R](#) [HC3-2R2-R](#) [HC8-1R2-R](#)