



PINGWEI ENTERPRISE

SS12 THRU SS120

1.0 AMP. SCHOTTKY BARRIER RECTIFIERS

FEATURE

- . For surface mounted application
- . High current capability,
- . Low forward voltage drop
- . Low power loss, high efficiency
- . High surge current capability
- . High temperature soldering guaranteed:
260°C/10 seconds at terminals.

MECHANICAL DATA

- . Terminal: Solder plated
- . Case: Molded with UL-94 Class V-0 recognized
Flame Retardant Epoxy
- . Polarity: color band denotes cathode
- . Packaging: 12mm tape per EIA STD RS-481

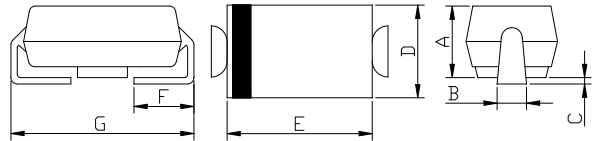


Fig1: SMA/DO-214AC*
FOR OPEN JUNCTION DICE PACKAGING OUTLINE

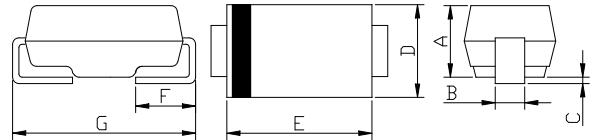


Fig2: SMA/DO-214AC
FOR GLASS PASSIVATED DICE PACKAGING OUTLINE

NO	Fig1 (mm)	Fig2 (mm)
A	1.9~2.4	1.98~2.3
B	1.2~1.8	1.35~1.6
C	0.23MAX	0.2MAX
D	2.4~2.9	2.4~2.9
E	3.8~4.6	3.8~4.6
F	0.8~1.8	0.8~1.8
G	4.8~5.8	4.8~5.8

MAXIMUM RATINGS AND ELECTRICAL CHARACTERISTICS

Ratings at 25°C ambient temperature unless otherwise specified.

Single phase, half wave, 60Hz, resistive or inductive load.

For capacitive load, derate current by 20%

Type Number	SYM BOL	SS 12	SS 13	SS 14	SS 15	SS 16	SS 18	SS 19	SS 110	SS 115	SS 120	units
Maximum Recurrent Peak Reverse Voltage	V_{RRM}	20	30	40	50	60	80	90	100	150	200	V
Maximum RMS Voltage	V_{RMS}	14	21	28	35	42	56	63	70	105	140	V
Maximum DC blocking Voltage	V_{DC}	20	30	40	50	60	80	90	100	150	200	V
Maximum Average Forward Rectified Current at $T_L=90^\circ\text{C}$	$I_{F(AV)}$	1.0										A
Peak Forward Surge Current 8.3ms single half sine- wave superimposed on rated load (JEDEC method)	I_{FSM}	30.0										A
Maximum Forward Voltage at 1.0A DC	V_F	0.45	0.55	0.70	0.85			0.95			V	
Maximum DC Reverse Current @ $T_A=25^\circ\text{C}$ at rated DC blocking voltage @ $T_A=100^\circ\text{C}$	I_R	0.5					0.1					mA
		40.0					10.0					
Typical Junction Capacitance (Note1)	C_J	110					28					pF
Typical Thermal Resistance (Note 2)	$R_{(JA)}$	88										°C/W
Storage Temperature	T_{STG}	-55+150										°C
Operation Junction Temperature	T_J	-55 to +125					-55 to +150					°C

Note:

1. Measured at 1.0 MHz and applied reverse voltage of 4.0Vdc
2. Measured on P.C.Board with 0.2×0.2”(5.0×5.0mm)Copper Pad Areas.

RATING AND CHARACTERISTIC CURVES (SS12 THRU SS120)

FIG.1-TYPICAL FORWARD CURRENT DERATING CURVE

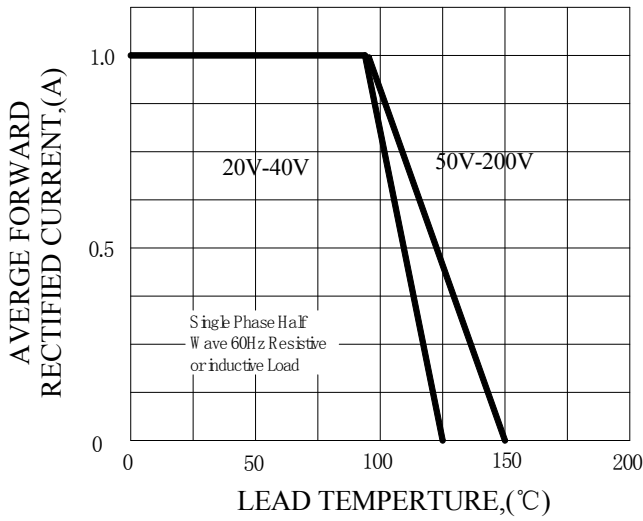


FIG.2-TYPICAL INSTANTANEOUS FORWARD CHARACTERISTICS

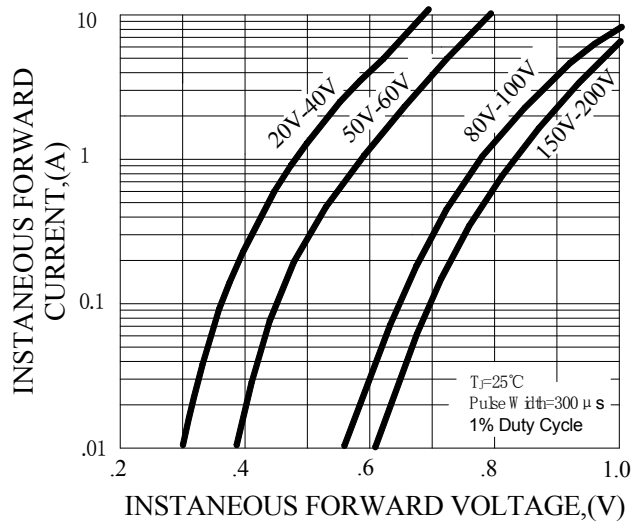


FIG.3-MAXIMUM NON-REPETITIVE FORWARD SURGE CURRENT

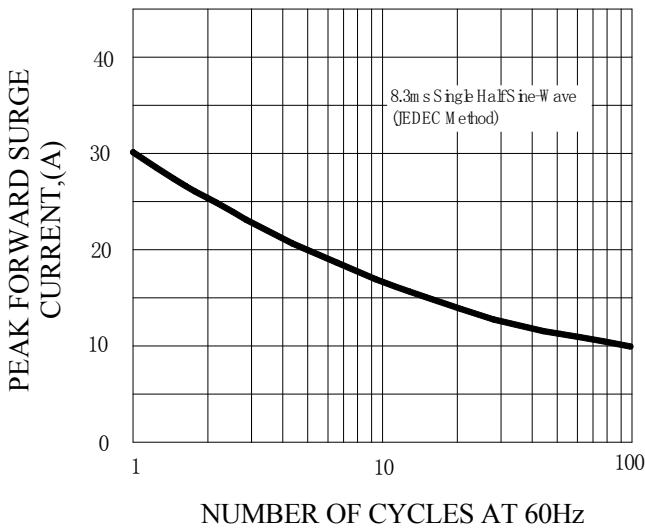
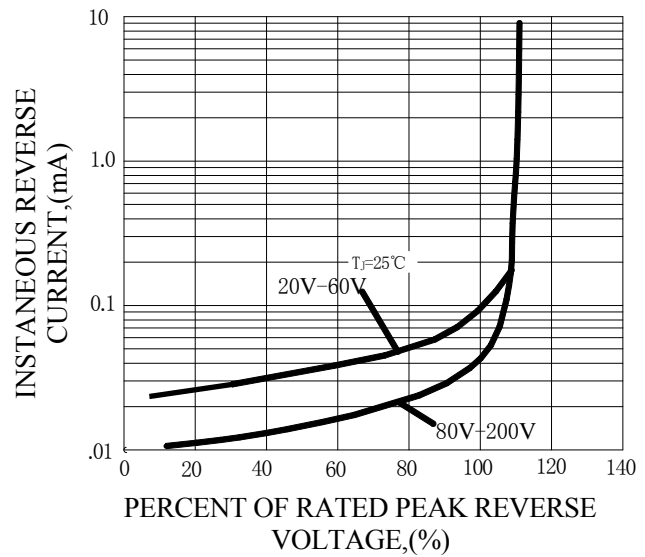


FIG.4-TYPICAL REVERSE CHARACTERISTICS



X-ON Electronics

Largest Supplier of Electrical and Electronic Components

Click to view similar products for [Schottky Diodes & Rectifiers](#) category:

Click to view products by [Pingwei](#) manufacturer:

Other Similar products are found below :

[CUS06\(Te85L,Q,M\)](#) [MA4E2039](#) [D1FH3-5063](#) [MBR0530L-TP](#) [MBR10100CT-BP](#) [MBR30H100MFST1G](#) [MMBD301M3T5G](#) [PMAD1103-LF](#) [PMAD1108-LF](#) [RB160M-50TR](#) [RB520S-30](#) [RB551V-30](#) [DD350N18K](#) [DZ435N40K](#) [DZ600N16K](#) [BAS16E6433HTMA1](#) [BAS 3010S-02LRH E6327](#) [BAT 54-02LRH E6327](#) [IDL02G65C5XUMA1](#) [NSR05F40QNXT5G](#) [NSVR05F40NXT5G](#) [JANS1N6640](#) [SB07-03C-TB-H](#) [SB1003M3-TL-W](#) [SBAT54CWT1G](#) [SBM30-03-TR-E](#) [SBS818-TL-E](#) [SK32A-LTP](#) [SK33A-TP](#) [SK34A-TP](#) [SK34B-TP](#) [SMD1200PL-TP](#) [ACDBN160-HF](#) [SS3003CH-TL-E](#) [STPS30S45CW](#) [PDS3100Q-7](#) [GA01SHT18](#) [CRS10I30A\(Te85L,QM\)](#) [MBR1240MFST1G](#) [MBRB30H30CT-1G](#) [BAS28E6433HTMA1](#) [BAS 70-02L E6327](#) [HSB123JTR-E](#) [JANTX1N5712-1](#) [VS-STPS40L45CW-N3](#) [DD350N12K](#) [SB007-03C-TB-E](#) [SB10015M-TL-E](#) [SB1003M3-TL-E](#) [SK110-LTP](#)