

500mW SOD-123 SURFACE MOUNT

Flat Lead Surface Mount Plastic Package


Zener Voltage Regulators

Formosa MS

Absolute Maximum Ratings $T_A = 25^\circ\text{C}$ unless otherwise noted

Symbol	Parameter	Value	Units
P_D	Power Dissipation	500	mW
T_{STG}	Storage Temperature Range	-65 to +150	$^\circ\text{C}$
T_{OPR}	Operating Temperature Range	-65 to +150	$^\circ\text{C}$

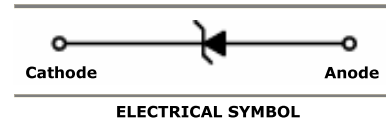
These ratings are limiting values above which the serviceability of the diode may be impaired.



SOD-123 Flat Lead

Specification Features:

- Wide Zener Voltage Range Selection, 2.0V to 75V
- VZ Tolerance Selection of $\pm 2\%$ (B Series)
- Flat Lead SOD-123 Plastic Package
- Surface Device Type Mounting
- RoHS Compliant
- Green EMC
- Matte Tin(Sn) Lead Finish
- Band Indicates Cathode



Electrical Characteristics $T_A = 25^\circ\text{C}$ unless otherwise noted

Device Type	Device Marking	$V_Z @ I_{ZT}$ (Volts)			I_{ZT} (mA)	$Z_{ZT} @ I_{ZT}$ (Ω) Max	I_{ZK} (mA)	$Z_{ZK} @ I_{ZK}$ (Ω) Max	$I_R @ V_R$ (μA) Max	V_R (Volts)
		Min	Nom	Max						
MMSZ2V0BW	2V0B	1.95	2.0	2.05	5	100	1	564	120	0.5
MMSZ2V2BW	2V2B	2.14	2.2	2.26	5	100	1	564	120	0.7
MMSZ2V4BW	2V4B	2.35	2.4	2.45	5	100	1	564	45	1
MMSZ2V7BW	2V7B	2.65	2.7	2.75	5	100	1	564	18	1
MMSZ3V0BW	3V0B	2.94	3.0	3.06	5	100	1	564	9	1
MMSZ3V3BW	3V3B	3.23	3.3	3.37	5	95	1	564	4.5	1
MMSZ3V6BW	3V6B	3.53	3.6	3.67	5	90	1	564	4.5	1
MMSZ3V9BW	3V9B	3.82	3.9	3.98	5	90	1	564	2.7	1
MMSZ4V3BW	4V3B	4.21	4.3	4.39	5	90	1	564	2.7	1
MMSZ4V7BW	4V7B	4.61	4.7	4.79	5	80	1	470	2.7	2
MMSZ5V1BW	5V1B	5.00	5.1	5.20	5	60	1	451	1.8	2
MMSZ5V6BW	5V6B	5.49	5.6	5.71	5	40	1	376	0.9	2
MMSZ6V2BW	6V2B	6.08	6.2	6.32	5	10	1	141	2.7	4
MMSZ6V8BW	6V8B	6.66	6.8	6.94	5	15	1	75	1.8	4
MMSZ7V5BW	7V5B	7.35	7.5	7.65	5	15	1	75	0.9	5
MMSZ8V2BW	8V2B	8.04	8.2	8.36	5	15	1	75	0.63	5
MMSZ9V1BW	9V1B	8.92	9.1	9.28	5	15	1	94	0.45	6
MMSZ10VBW	10VB	9.80	10	10.20	5	20	1	141	0.18	7
MMSZ11VBW	11VB	10.78	11	11.22	5	20	1	141	0.09	8
MMSZ12VBW	12VB	11.76	12	12.24	5	25	1	141	0.09	8
MMSZ13VBW	13VB	12.74	13	13.26	5	30	1	160	0.09	8
MMSZ15VBW	15VB	14.70	15	15.30	5	30	1	188	0.045	10.5

500mW SOD-123 SURFACE MOUNT
Flat Lead Surface Mount Plastic Package
Zener Voltage Regulators

Formosa MS

Electrical Characteristics $T_A = 25^\circ\text{C}$ unless otherwise noted

Device Type	Device Marking	$V_Z @ I_{ZT}$ (Volts)			I_{ZT} (mA)	$Z_{ZT} @ I_{ZT}$ (Ω) Max	I_{ZK} (mA)	$Z_{ZK} @ I_{ZK}$ (Ω) Max	$I_R @ V_R$ (μA) Max	V_R (Volts)
		Min	Nom	Max						
MMSZ16VBW	16VB	15.68	16	16.32	5	40	1	188	0.045	11.2
MMSZ18VBW	18VB	17.64	18	18.36	5	45	1	212	0.045	12.6
MMSZ20VBW	20VB	19.60	20	20.40	5	55	1	212	0.045	14.0
MMSZ22VBW	22VB	21.56	22	22.44	5	55	1	235	0.045	15.4
MMSZ24VBW	24VB	23.52	24	24.48	5	70	1	235	0.045	16.8
MMSZ27VBW	27VB	26.46	27	27.54	2	80	0.5	282	0.045	18.9
MMSZ30VBW	30VB	29.40	30	30.60	2	80	0.5	282	0.045	21.0
MMSZ33VBW	33VB	32.34	33	33.66	2	80	0.5	306	0.045	23.0
MMSZ36VBW	36VB	35.28	36	36.72	2	90	0.5	329	0.045	25.2
MMSZ39VBW	39VB	38.22	39	39.78	2	130	0.5	329	0.045	27.3
MMSZ43VBW	43VB	42.14	43	43.86	2	150	0.5	353	0.045	30.1
MMSZ47VBW	47VB	46.06	47	47.94	2	170	0.5	353	0.045	33.0
MMSZ51VBW	51VB	49.98	51	52.02	2	180	0.5	376	0.045	35.7
MMSZ56VBW	56VB	54.88	56	57.12	2	200	0.5	400	0.045	39.2
MMSZ62VBW	62VB	60.76	62	63.24	2	215	0.5	423	0.045	43.4
MMSZ68VBW	68VB	66.64	68	69.36	2	240	0.5	447	0.045	47.6
MMSZ75VBW	75VB	73.50	75	76.50	2	255	0.5	470	0.045	52.5

V_F Forward Voltage = 900mV Maximum @ $I_F = 10$ mA for all types

Notes:

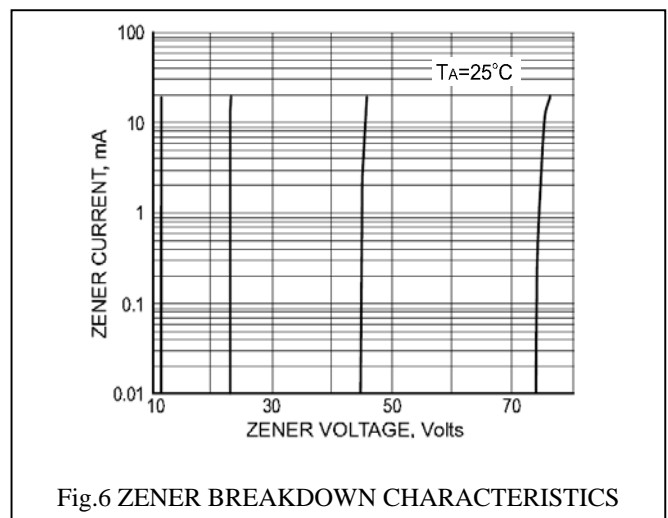
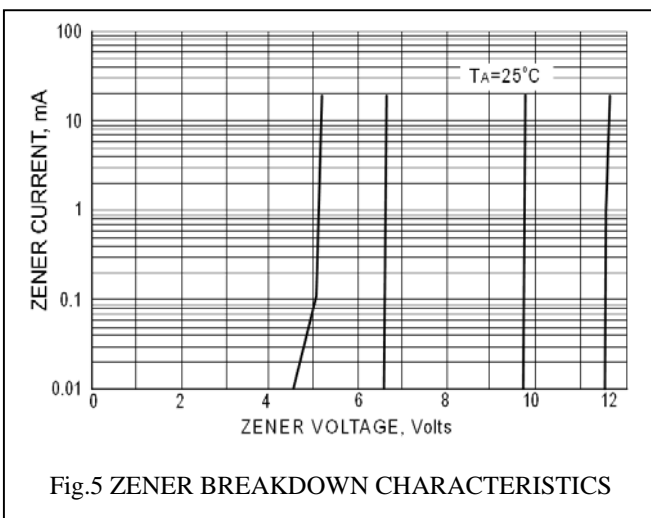
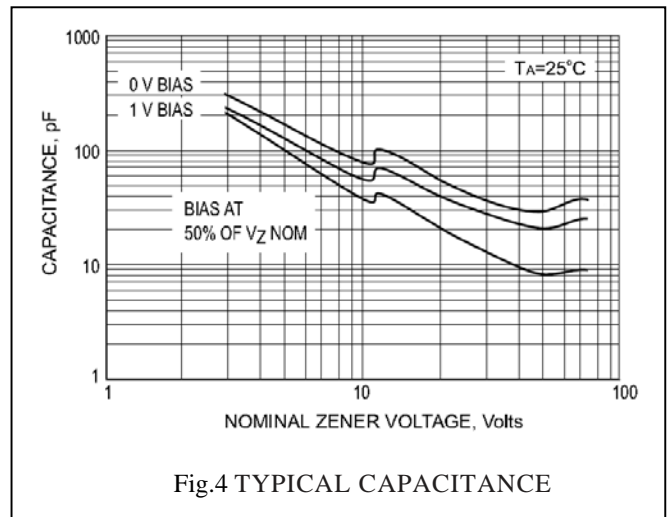
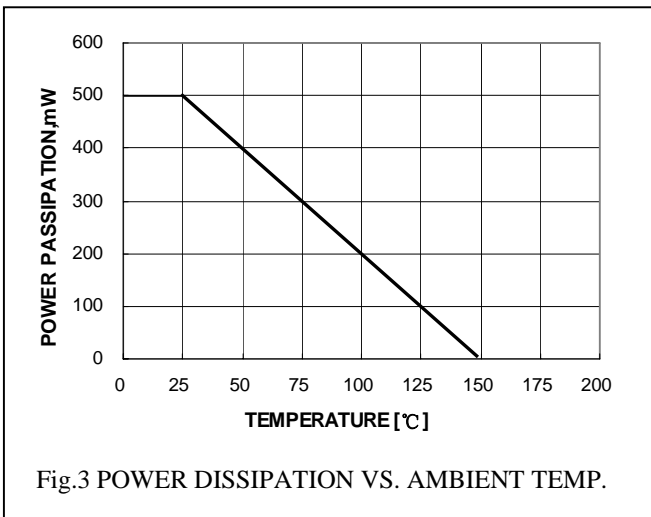
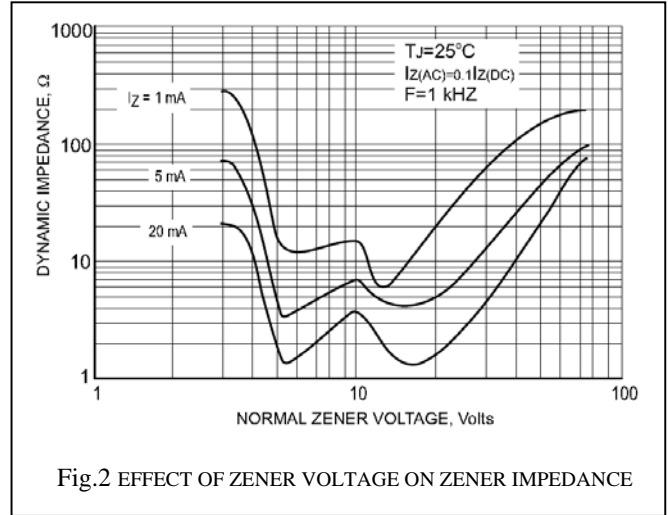
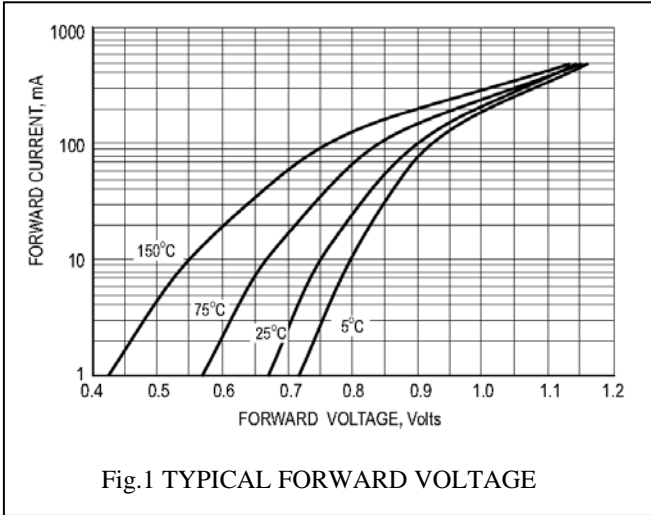
1. The Zener Voltage (V_Z) is tested under pulse condition of 10mS.
2. The device numbers listed have a standard tolerance on the nominal zener voltage of $\pm 2\%$.
3. The zener impedance is derived from the 60-cycle ac voltage, which results when an ac current having an rms value equal to 10% of the dc zener current (I_{ZT} or I_{ZK}) is superimposed to I_{ZT} or I_{ZK} .



500mW SOD-123 SURFACE MOUNT
Flat Lead Surface Mount Plastic Package
Zener Voltage Regulators

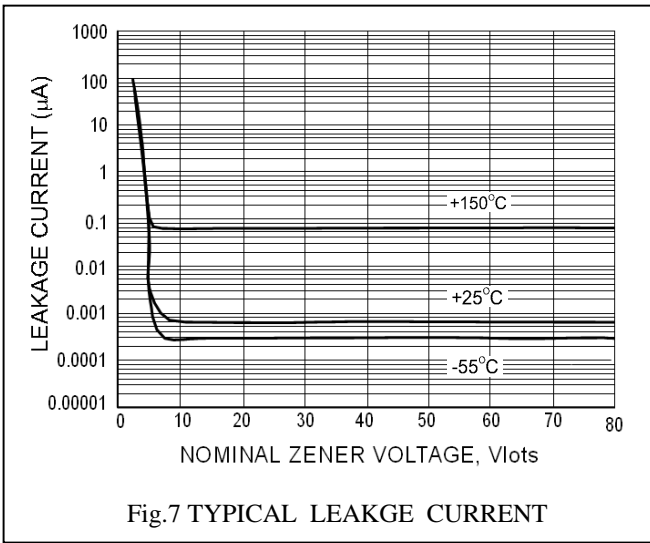
Formosa MS

RATING AND CHARACTERISTIC CURVES

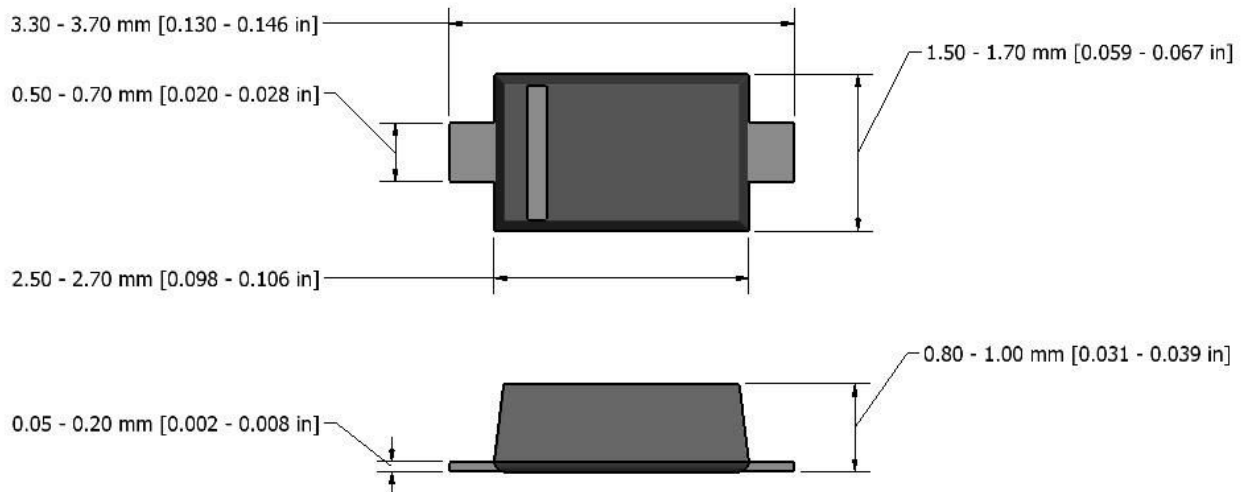


500mW SOD-123 SURFACE MOUNT
Flat Lead Surface Mount Plastic Package
Zener Voltage Regulators

Formosa MS



Flat Lead SOD-123 Package Outline



Note: Dimensions are exclusive of Burrs, Mold Flash & Tie Bar extrusions.

X-ON Electronics

Largest Supplier of Electrical and Electronic Components

Click to view similar products for [Zener Diodes](#) category:

Click to view products by [Formosa](#) manufacturer:

Other Similar products are found below :

[MMSZ5245BS-7-F](#) [RKZ13B2KG#P1](#) [RKZ5.6B2KJ#R1](#) [EDZTE6113B](#) [EDZTE6116B](#) [EDZTE616.8B](#) [1N747A](#) [1N966B](#) [NTE5116A](#)
[NTE5121A](#) [NTE5139A](#) [NTE5147A](#) [NTE5152A](#) [NTE5155A](#) [NTE5156A](#) [NTE5164A](#) [JANS1N4974US](#) [SMAJ4764A-TP](#) [RKZ5.1BKU#P6](#)
[3SMAJ5946B-TP](#) [3SMAJ5950B-TP](#) [3SMBJ5920B-TP](#) [3SMBJ5925B-TP](#) [TDZTR24](#) [441774C](#) [MMSZ4678-TP](#) [MMSZ5232BQ-13-F](#)
[BZG04-36](#) [BZG05C9V1-HE3-TR](#) [HZM30NBTR-E](#) [UDZTE-175.1B](#) [3SMAJ5945B-TP](#) [3SMAJ5947B-TP](#) [3SMBJ5941B-TP](#) [DL4746A-TP](#)
[RKZ18B2KK#R1](#) [RKZ10B2KL#R1](#) [RKZ6.8B2KL#R1](#) [RKZ8.2B2KL#R1](#) [DZ2S240M0L](#) [SMAZ27-TP](#) [SMBZ5920B-E3/52](#) [ZMM3.0](#)
[RD16UM-T1-A](#) [RD39S-T1-A](#) [RD9.1S-T1-A](#) [RD10S-T1-A](#) [RD20S-T1-A](#) [RD2.2S-T1-A](#) [RD2.7UM-T1-A](#)