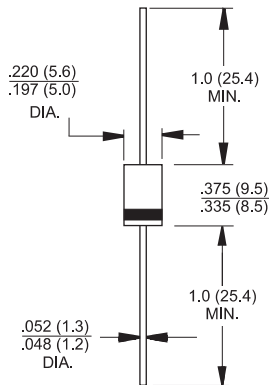


# SR320-SR3200

3.0 AMP. Schottky Barrier Rectifiers



## DO-201AD/DO-27



## Features

- ✧ Low power loss, high efficiency.
- ✧ High current capability, Low VF.
- ✧ High reliability
- ✧ High surge current capability.
- ✧ Epitaxial construction.
- ✧ Guard-ring for transient protection.
- ✧ For use in low voltage, high frequency inverter, free wheeling, and polarity protection application

## Mechanical Data

- ✧ Cases: DO-201AD molded plastic
- ✧ Polarity: Color band denotes cathode
- ✧ High temperature soldering guaranteed: 260°C/10 seconds/.375", (9.5mm) lead lengths at 5 lbs., (2.3kg) tension
- ✧ Weight: 1.2grams

Dimensions in inches and (millimeters)

## Maximum Ratings and Electrical Characteristics

Rating at 25 °C ambient temperature unless otherwise specified.

Single phase, half wave, 60 Hz, resistive or inductive load.

For capacitive load, derate current by 20%

Type Number	Symbol	SR 320	SR 330	SR 340	SR 350	SR 360	SR 390	SR 3100	SR 3150	SR 3200	Units
Maximum Recurrent Peak Reverse Voltage	$V_{RRM}$	20	30	40	50	60	90	100	150	200	V
Maximum RMS Voltage	$V_{RMS}$	14	21	28	35	42	63	70	105	140	V
Maximum DC Blocking Voltage	$V_{DC}$	20	30	40	50	60	90	100	150	200	V
Maximum Average Forward Rectified Current See Fig. 1	$I_{(AV)}$	3.0									A
Maximum Instantaneous Forward Voltage @3.0A	$V_F$	0.55			0.70		0.85	0.95		V	
Maximum D.C. Reverse Current @ $T_A=25^\circ\text{C}$ at Rated DC Blocking Voltage @ $T_A=125^\circ\text{C}$	$I_R$	0.5						0.1		mA	
		10			5		2.0		mA		
Typical Junction Capacitance (Note 2)	$C_j$	200			130		72		pF		
Typical Thermal Resistance (Note 1)	$R_{\theta JA}$ $R_{\theta JC}$	50						15		°C/W	
Operating Junction Temperature Range	$T_J$	-65 to +125			-65 to +150					°C	
Storage Temperature Range	$T_{STG}$	-65 to +150									°C

- Notes:
1. Mount on Cu-Pad Size 16mm x 16mm on P.C.B.
  2. Measured at 1 MHz and Applied Reverse Voltage of 4.0V D.C.

# SR320-SR3200

3.0 AMP. Schottky Barrier Rectifiers



## RATINGS AND CHARACTERISTIC CURVES

FIG.1- MAXIMUM FORWARD CURRENT DERATING CURVE

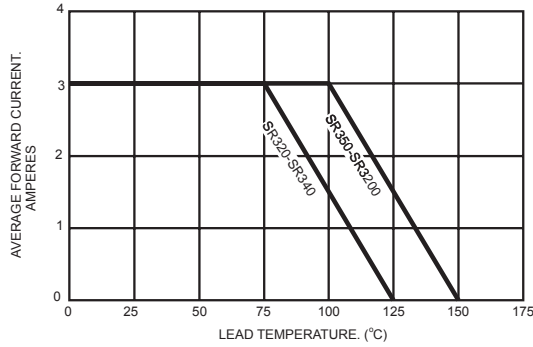


FIG.2- MAXIMUM NON-REPETITIVE FORWARD SURGE CURRENT

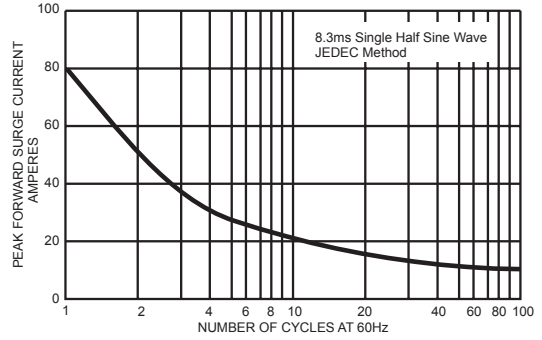


FIG.3- TYPICAL FORWARD CHARACTERISTICS

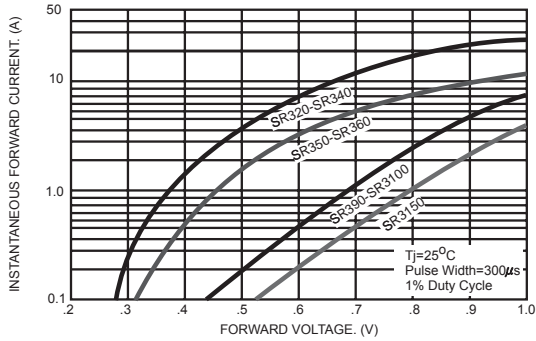


FIG.4- TYPICAL REVERSE CHARACTERISTICS

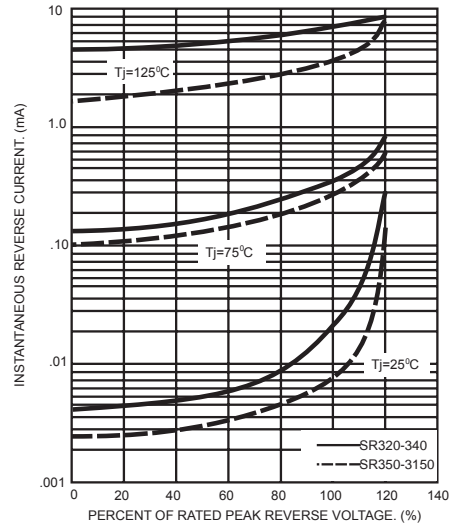


FIG.5- TYPICAL JUNCTION CAPACITANCE

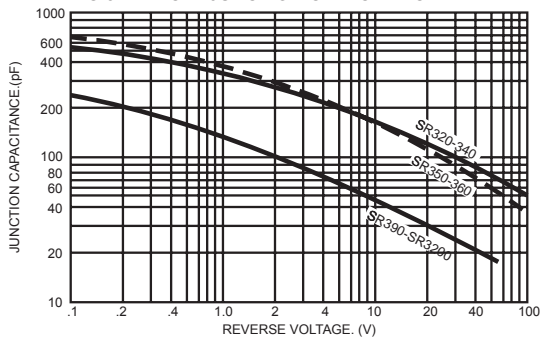
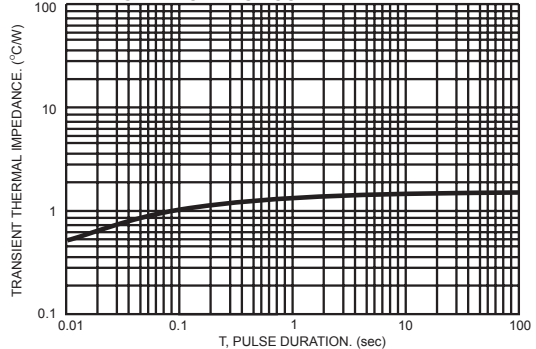


FIG.6- TYPICAL TRANSIENT THERMAL CHARACTERISTICS



## X-ON Electronics

Largest Supplier of Electrical and Electronic Components

*Click to view similar products for [Schottky Diodes & Rectifiers](#) category:*

*Click to view products by [LGE](#) manufacturer:*

Other Similar products are found below :

[CUS06\(TE85L,Q,M\)](#) [MA4E2039](#) [D1FH3-5063](#) [MBR0530L-TP](#) [MBR10100CT-BP](#) [MBR30H100MFST1G](#) [MMBD301M3T5G](#) [PMAD1103-LF](#) [PMAD1108-LF](#) [RB160M-50TR](#) [RB520S-30](#) [RB551V-30](#) [DD350N18K](#) [DZ435N40K](#) [DZ600N16K](#) [BAS16E6433HTMA1](#) [BAS 3010S-02LRH E6327](#) [BAT 54-02LRH E6327](#) [IDL02G65C5XUMA1](#) [NSR05F40QNXT5G](#) [NSVR05F40NXT5G](#) [JANS1N6640](#) [SB07-03C-TB-H](#) [SB1003M3-TL-W](#) [SBAT54CWT1G](#) [SBM30-03-TR-E](#) [SBS818-TL-E](#) [SK32A-LTP](#) [SK33A-TP](#) [SK34A-TP](#) [SK34B-TP](#) [SMD1200PL-TP](#) [ACDBN160-HF](#) [SS3003CH-TL-E](#) [STPS30S45CW](#) [PDS3100Q-7](#) [GA01SHT18](#) [CRS10I30A\(TE85L,QM\)](#) [MBR1240MFST1G](#) [MBRB30H30CT-1G](#) [BAS28E6433HTMA1](#) [BAS 70-02L E6327](#) [HSB123JTR-E](#) [JANTX1N5712-1](#) [VS-STPS40L45CW-N3](#) [DD350N12K](#) [SB007-03C-TB-E](#) [SB10015M-TL-E](#) [SB1003M3-TL-E](#) [SK110-LTP](#)