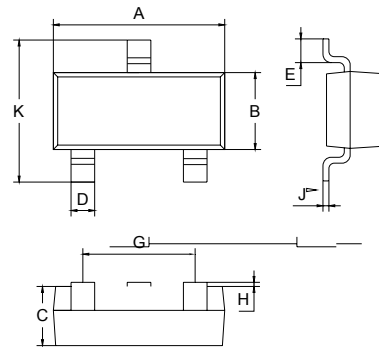


FEATURES

- Collector Current. ($I_C = 1.5A$)
- Complementary To SS8050.
- Collector Dissipation: $P_C = 0.3W$ ($T_C = 25^\circ C$)

APPLICATIONS

- High Collector Current.



SOT-23		
Dim	Min	Max
A	2.70	3.10
B	1.10	1.50
C	1.0 Typical	
D	0.4 Typical	
E	0.35	0.48
G	1.80	2.00
H	0.02	0.1
J	0.1 Typical	
K	2.20	2.60
All Dimensions in mm		

ORDERING INFORMATION

Type No.	Marking	Package Code
SS8550	Y2	SOT-23

MAXIMUM RATING @ $T_a = 25^\circ C$ unless otherwise specified

Symbol	Parameter	Value	Units
V_{CBO}	Collector-Base Voltage	-40	V
V_{CEO}	Collector-Emitter Voltage	-25	V
V_{EBO}	Emitter-Base Voltage	-6	V
I_C	Collector Current -Continuous	-1.5	A
P_C	Collector Dissipation	0.3	W
T_j, T_{stg}	Junction and Storage Temperature	-55 to +150	$^\circ C$

ELECTRICAL CHARACTERISTICS @ Ta=25°C unless otherwise specified

Parameter	Symbol	Test conditions	MIN	TYP	MAX	UNIT
Collector-base breakdown voltage	$V_{(BR)CBO}$	$I_C=-100\mu A, I_E=0$	-40			V
Collector-emitter breakdown voltage	$V_{(BR)CEO}$	$I_C=-2mA, I_B=0$	-25			V
Emitter-base breakdown voltage	$V_{(BR)EBO}$	$I_E=-100\mu A, I_C=0$	-6			V
Collector cut-off current	I_{CBO}	$V_{CB}=-35V, I_E=0$			-0.1	μA
Collector cut-off current	I_{CEO}	$V_{CE}=-20V, I_B=0$			-0.1	μA
Emitter cut-off current	I_{EBO}	$V_{EB}=-6V, I_C=0$			-0.1	μA
DC current gain	h_{FE}	$V_{CE}=-1V, I_C=-100mA$	120		400	
		$V_{CE}=-1V, I_C=-800mA$	40	80		
Collector-emitter saturation voltage	$V_{CE(sat)}$	$I_C=-800mA, I_B=-80mA$		-0.28	-0.5	V
Base-emitter saturation voltage	$V_{BE(sat)}$	$I_C=-800mA, I_B=-80mA$		-0.98	-1.2	V
Base-emitter voltage	V_{BE}	$V_{CE}=1V, I_C=10mA$		-0.66	-1.0	V
Transition frequency	f_T	$V_{CE}=-10V, I_C=-50mA$ $f=30MHz$	100	200		MHz
Output capacitance	C_{ob}	$V_{CB}=-10V, I_E=0, f=1MHz$		15		pF

CLASSIFICATION OF $h_{FE(1)}$

Rank	L	H	J
Range	120-200	200-350	300-400

TYPICAL CHARACTERISTICS @ Ta=25°C unless otherwise specified

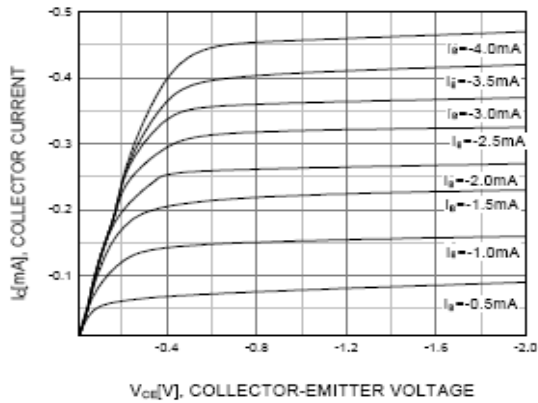


Figure 1. Static Characteristic

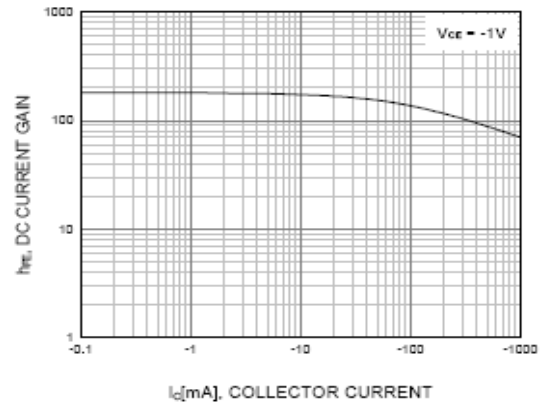


Figure 2. DC current Gain

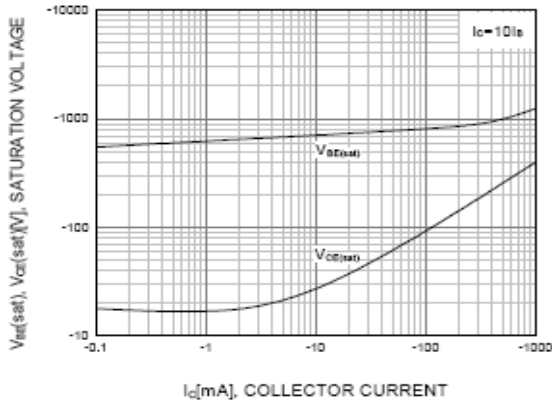


Figure 3. Base-Emitter Saturation Voltage
Collector-Emitter Saturation Voltage

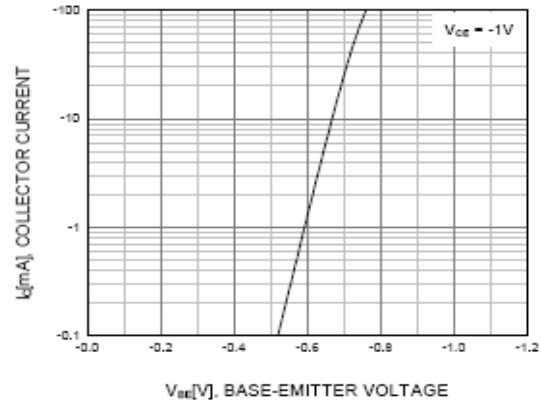


Figure 4. Base-Emitter On Voltage

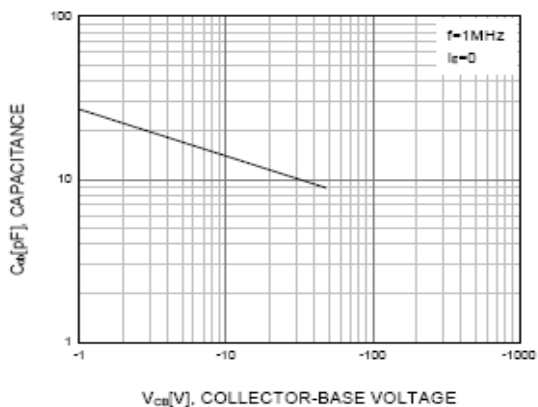


Figure 5. Collector Output Capacitance

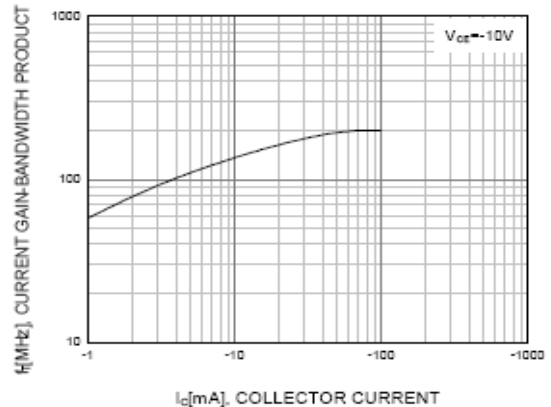


Figure 6. Current Gain Bandwidth Product

Device	Package	Shipping
SS8550	SOT-23	3000/Tape&Reel

X-ON Electronics

Largest Supplier of Electrical and Electronic Components

Click to view similar products for [Bipolar Transistors - BJT category](#):

Click to view products by [LGE manufacturer](#):

Other Similar products are found below :

[619691C](#) [MCH4017-TL-H](#) [MJ15024/WS](#) [MJ15025/WS](#) [BC546/116](#) [BC556/FSC](#) [BC557/116](#) [BSW67A](#) [HN7G01FU-A\(T5L,F,T](#)
[NJVMJD148T4G](#) [NSVMMBT6520LT1G](#) [NTE187A](#) [NTE195A](#) [NTE2302](#) [NTE2330](#) [NTE2353](#) [NTE316](#) [IMX9T110](#) [NTE63](#) [NTE65](#)
[C4460](#) [SBC846BLT3G](#) [2SA1419T-TD-H](#) [2SA1721-O\(TE85L,F\)](#) [2SA1727TLP](#) [2SA2126-E](#) [2SB1202T-TL-E](#) [2SB1204S-TL-E](#) [2SC5488A-](#)
[TL-H](#) [2SD2150T100R](#) [SP000011176](#) [FMC5AT148](#) [2N2369ADCSM](#) [2SB1202S-TL-E](#) [2SC2412KT146S](#) [2SC4618TLN](#) [2SC5490A-TL-H](#)
[2SD1816S-TL-E](#) [2SD1816T-TL-E](#) [CMXT2207 TR](#) [CPH6501-TL-E](#) [MCH4021-TL-E](#) [BC557B](#) [TTC012\(Q\)](#) [BULD128DT4](#) [JANTX2N3810](#)
[Jantx2N5416](#) [US6T6TR](#) [KSF350](#) [068071B](#)