

GLZJ2.0 SERIES

SURFACE MOUNT ZENER DIODES

VOLTAGE 2 to 56 Volt **POWER** 500 mWatt

MINI-MELF / LL34 Unit : inch(mm)

FEATURES

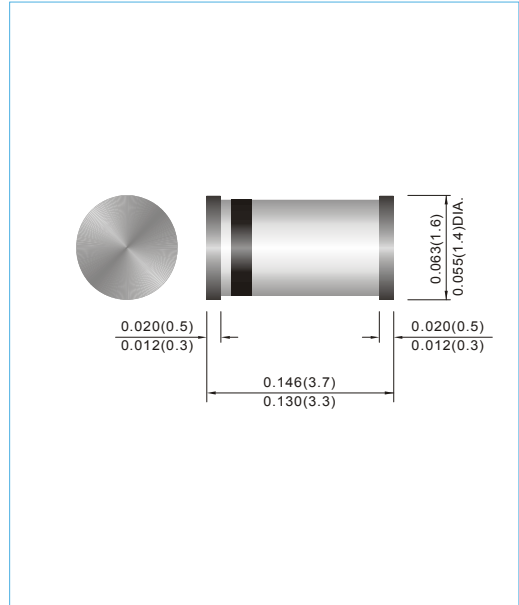
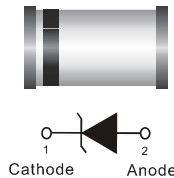
- Planar Die construction
- 500mW Power Dissipation
- Ideally Suited for Automated Assembly Processes
- Lead free in compliance with EU RoHS 2011/65/EU directive

MECHANICAL DATA

- Case: Molded Glass MINI-MELF
- Terminals: Solderable per MIL-STD-750, Method 2026
- Approx. Weight: 0.03 grams.
- Mounting Position: Any
- Polarity : Color band denotes cathode end
- Packing information

T/R - 2.5K per 7" plastic Reel

T/R - 10K per 13" plastic Reel



MAXIMUM RATINGS AND ELECTRICAL CHARACTERISTICS

Parameter	Symbol	Value	Units
Power Dissipation at $T_A = 25^\circ\text{C}$	P_{TOT}	500	mW
Junction Temperature Range	T_J	175	$^\circ\text{C}$
Storage Temperature Range	T_{STG}	-65 to + 175	$^\circ\text{C}$

Valid provided that leads at a distance of 10mm from case are kept at ambient temperature.

Parameter	Symbol	Min.	Typ.	Max.	Units
Thermal Resistance Junction to Ambient Air	$R_{\theta JA}$	--	--	0.3	$^\circ\text{C}/\text{mW}$
Forward Voltage at $I_F = 100\text{mA}$	V_F	--	--	1	V

Valid provided that leads at a distance of 10mm from case are kept at ambient temperature.

GLZJ2.0 SERIES

Part Number	Nominal Zener Voltage			Max. Zener Impedance				Max Reverse Leakage Current		Marking Code
	V _Z @ I _{ZT}			Z _{ZT} @ I _{ZT}		Z _{ZK} @ I _{ZK}		I _R @ V _R		
	Nom. V	Min. V	Max. V	Ω	mA	Ω	mA	μA	V	
500 mW Zener Diodes										
GLZJ 2.0A	2	1.88	2.1	100	5	1000	0.5	120	0.5	Z2A0
GLZJ 2.0B	2	2.02	2.2	100	5	1000	0.5	120	0.5	Z2B0
GLZJ 2.2A	2.2	2.12	2.3	100	5	1000	0.5	100	0.7	Z2A2
GLZJ 2.2B	2.2	2.22	2.41	100	5	1000	0.5	100	0.7	Z2B2
GLZJ 2.4A	2.4	2.33	2.52	100	5	1000	0.5	120	1	Z2A4
GLZJ 2.4B	2.4	2.43	2.63	100	5	1000	0.5	120	1	Z2B4
GLZJ 2.7A	2.7	2.54	2.75	110	5	1000	0.5	100	1	Z2A7
GLZJ 2.7B	2.7	2.69	2.91	110	5	1000	0.5	100	1	Z2B7
GLZJ 3.0A	3	2.85	3.07	120	5	1000	0.5	50	1	Z3A0
GLZJ 3.0B	3	3.01	3.22	120	5	1000	0.5	50	1	Z3B0
GLZJ 3.3A	3.3	3.16	3.38	120	5	1000	0.5	20	1	Z3A3
GLZJ 3.3B	3.3	3.32	3.53	120	5	1000	0.5	20	1	Z3B3
GLZJ 3.6A	3.6	3.46	3.69	100	5	1000	1	10	1	Z3A6
GLZJ 3.6B	3.6	3.6	3.84	100	5	1000	1	10	1	Z3B6
GLZJ 3.9A	3.9	3.74	4.01	100	5	1000	1	5	1	Z3A9
GLZJ 3.9B	3.9	3.89	4.16	100	5	1000	1	5	1	Z3B9
GLZJ 4.3A	4.3	4.04	4.29	100	5	1000	1	5	1	Z4A3
GLZJ 4.3B	4.3	4.17	4.43	100	5	1000	1	5	1	Z4B3
GLZJ 4.3C	4.3	4.3	4.57	100	5	1000	1	5	1	Z4C3
GLZJ 4.7A	4.7	4.44	4.68	90	5	900	1	5	1	Z4A7
GLZJ 4.7B	4.7	4.55	4.8	90	5	900	1	5	1	Z4B7
GLZJ 4.7C	4.7	4.68	4.93	90	5	900	1	5	1	Z4C7
GLZJ 5.1A	5.1	4.81	5.07	80	5	800	1	5	1.5	Z5A1
GLZJ 5.1B	5.1	4.94	5.2	80	5	800	1	5	1.5	Z5B1
GLZJ 5.1C	5.1	5.09	5.37	80	5	800	1	5	1.5	Z5C1
GLZJ 5.6A	5.6	5.28	5.55	60	5	500	1	5	2.5	Z5A6
GLZJ 5.6B	5.6	5.45	5.73	60	5	500	1	5	2.5	Z5B6
GLZJ 5.6C	5.6	5.61	5.91	60	5	500	1	5	2.5	Z5C6
GLZJ 6.2A	6.2	5.78	6.09	60	5	300	1	5	3	Z6A2
GLZJ 6.2B	6.2	5.96	6.27	60	5	300	1	5	3	Z6B2
GLZJ 6.2C	6.2	6.12	6.44	60	5	300	1	5	3	Z6C2
GLZJ 6.8A	6.8	6.29	6.63	20	5	150	0.5	2	3.5	Z6A8
GLZJ 6.8B	6.8	6.49	6.83	20	5	150	0.5	2	3.5	Z6B8
GLZJ 6.8C	6.8	6.66	7.01	20	5	150	0.5	2	3.5	Z6C8
GLZJ 7.5A	7.5	6.85	7.22	20	5	120	0.5	0.5	4	Z7A5
GLZJ 7.5B	7.5	7.07	7.45	20	5	120	0.5	0.5	4	Z7B5
GLZJ 7.5C	7.5	7.29	7.67	20	5	120	0.5	0.5	4	Z7C5
GLZJ 8.2A	8.2	7.53	7.92	20	5	120	0.5	0.5	5	Z8A2
GLZJ 8.2B	8.2	7.78	8.19	20	5	120	0.5	0.5	5	Z8B2
GLZJ 8.2C	8.2	8.03	8.45	20	5	120	0.5	0.5	5	Z8C2
GLZJ 9.1A	9.1	8.29	8.73	25	5	120	0.5	0.5	6	Z9A1
GLZJ 9.1B	9.1	8.57	9.01	25	5	120	0.5	0.5	6	Z9B1
GLZJ 9.1C	9.1	8.83	9.3	25	5	120	0.5	0.5	6	Z9C1
GLZJ 10A	10	9.12	9.59	30	5	120	0.5	0.2	7	Z10A
GLZJ 10B	10	9.41	9.9	30	5	120	0.5	0.2	7	Z10B
GLZJ 10C	10	9.7	10.2	30	5	120	0.5	0.2	7	Z10C
GLZJ 10D	10	9.94	10.44	30	5	120	0.5	0.2	7	Z10D
GLZJ 11A	11	10.18	10.71	30	5	120	0.5	0.2	8	Z11A
GLZJ 11B	11	10.5	11.05	30	5	120	0.5	0.2	8	Z11B
GLZJ 11C	11	10.82	11.38	30	5	120	0.5	0.2	8	Z11C

GLZJ2.0 SERIES

Part Number	Nominal Zener Voltage			Max. Zener Impedance				Max Reverse Leakage Current		Marking Code
	V _Z @ I _{ZT}			Z _{ZT} @ I _{ZT}		Z _{ZK} @ I _{ZK}		I _R @ V _R		
	Nom. V	Min. V	Max. V	Ω	mA	Ω	mA	μA	V	
500 mW Zener Diodes										
GLZJ 12A	12	11.13	11.71	30	5	110	0.5	0.2	9	Z12A
GLZJ 12B	12	11.44	12.03	30	5	110	0.5	0.2	9	Z12B
GLZJ 12C	12	11.74	12.35	30	5	110	0.5	0.2	9	Z12C
GLZJ 13A	13	12.11	12.75	35	5	110	0.5	0.2	10	Z13A
GLZJ 13B	13	12.55	13.21	35	5	110	0.5	0.2	10	Z13B
GLZJ 13C	13	12.99	13.66	35	5	110	0.5	0.2	10	Z13C
GLZJ 15A	15	13.44	14.13	40	5	110	0.5	0.2	11	Z15A
GLZJ 15B	15	13.89	14.62	40	5	110	0.5	0.2	11	Z15B
GLZJ 15C	15	14.35	15.09	40	5	110	0.5	0.2	11	Z15C
GLZJ 16A	16	14.8	15.57	40	5	150	0.5	0.2	12	Z16A
GLZJ 16B	16	15.25	16.04	40	5	150	0.5	0.2	12	Z16B
GLZJ 16C	16	15.69	16.51	40	5	150	0.5	0.2	12	Z16C
GLZJ 18A	18	16.22	17.06	45	5	150	0.5	0.2	13	Z18A
GLZJ 18B	18	16.82	17.7	45	5	150	0.5	0.2	13	Z18B
GLZJ 18C	18	17.42	18.33	45	5	150	0.5	0.2	13	Z18C
GLZJ 20A	20	18.02	18.96	55	5	200	0.5	0.2	15	Z20A
GLZJ 20B	20	18.63	19.59	55	5	200	0.5	0.2	15	Z20B
GLZJ 20C	20	19.23	20.22	55	5	200	0.5	0.2	15	Z20C
GLZJ 20D	20	19.72	20.72	55	5	200	0.5	0.2	15	Z20D
GLZJ 22A	22	20.15	21.2	30	5	200	0.5	0.2	17	Z22A
GLZJ 22B	22	20.64	21.71	30	5	200	0.5	0.2	17	Z22B
GLZJ 22C	22	21.08	22.17	30	5	200	0.5	0.2	17	Z22C
GLZJ 22D	22	21.52	22.63	30	5	200	0.5	0.2	17	Z22D
GLZJ 24A	24	22.05	23.18	35	5	200	0.5	0.2	19	Z24A
GLZJ 24B	24	22.61	23.77	35	5	200	0.5	0.2	19	Z24B
GLZJ 24C	24	23.12	24.31	35	5	200	0.5	0.2	19	Z24C
GLZJ 24D	24	23.63	24.85	35	5	200	0.5	0.2	19	Z24D
GLZJ 27A	27	24.26	25.52	45	5	250	0.5	0.2	21	Z27A
GLZJ 27B	27	24.97	26.26	45	5	250	0.5	0.2	21	Z27B
GLZJ 27C	27	25.63	26.95	45	5	250	0.5	0.2	21	Z27C
GLZJ 27D	27	26.29	27.64	45	5	250	0.5	0.2	21	Z27D
GLZJ 30A	30	26.99	28.39	55	5	250	0.5	0.2	23	Z30A
GLZJ 30B	30	27.7	29.13	55	5	250	0.5	0.2	23	Z30B
GLZJ 30C	30	28.36	29.82	55	5	250	0.5	0.2	23	Z30C
GLZJ 30D	30	29.02	30.51	55	5	250	0.5	0.2	23	Z30D
GLZJ 33A	33	29.68	31.22	65	5	250	0.5	0.2	25	Z33A
GLZJ 33B	33	30.32	31.88	65	5	250	0.5	0.2	25	Z33B
GLZJ 33C	33	30.9	32.5	65	5	250	0.5	0.2	25	Z33C
GLZJ 33D	33	31.49	33.11	65	5	250	0.5	0.2	25	Z33D
GLZJ 36A	36	32.14	33.79	75	5	250	0.5	0.2	27	Z36A
GLZJ 36B	36	32.79	34.49	75	5	250	0.5	0.2	27	Z36B
GLZJ 36C	36	33.4	35.13	75	5	250	0.5	0.2	27	Z36C
GLZJ 36D	36	34.01	35.77	75	5	250	0.5	0.2	27	Z36D
GLZJ 39A	39	34.68	36.47	85	5	250	0.5	0.2	30	Z39A
GLZJ 39B	39	35.36	37.19	85	5	250	0.5	0.2	30	Z39B
GLZJ 39C	39	36	37.85	85	5	250	0.5	0.2	30	Z39C
GLZJ 39D	39	36.63	38.52	85	5	250	0.5	0.2	30	Z39D
GLZJ 43	43	40	45	90	5	-	-	0.2	33	Z43
GLZJ 47	47	44	49	90	5	-	-	0.2	36	Z47
GLZJ 51	51	48	54	110	5	-	-	0.2	39	Z51
GLZJ 56	56	53	60	110	5	-	-	0.2	43	Z56

GLZJ2.0 SERIES

RATING AND CHARACTERISTIC CURVES

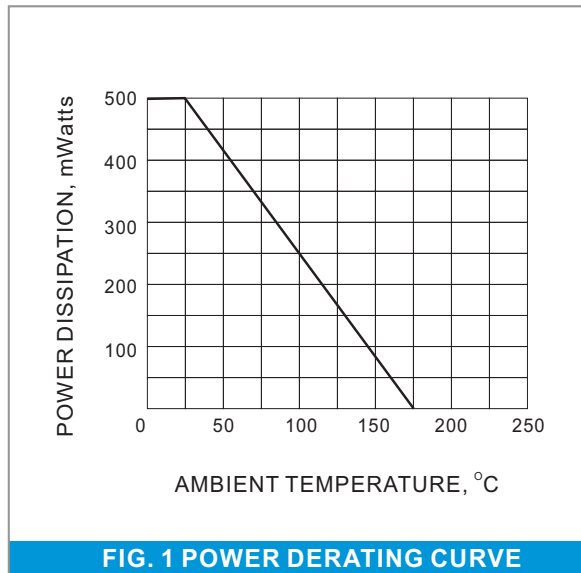


FIG. 1 POWER DERATING CURVE

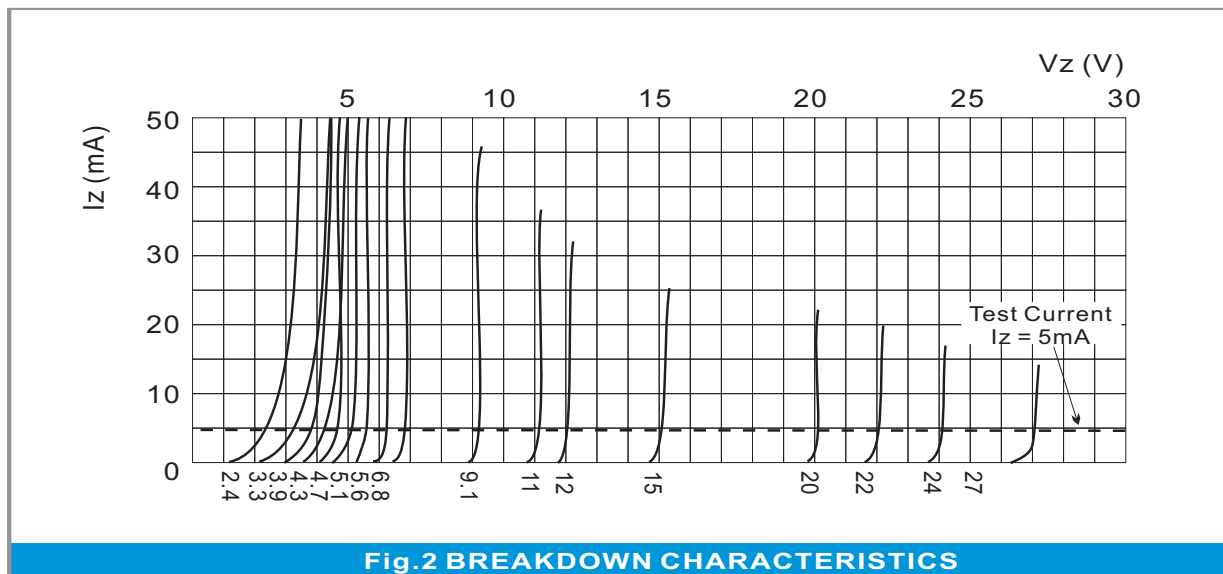
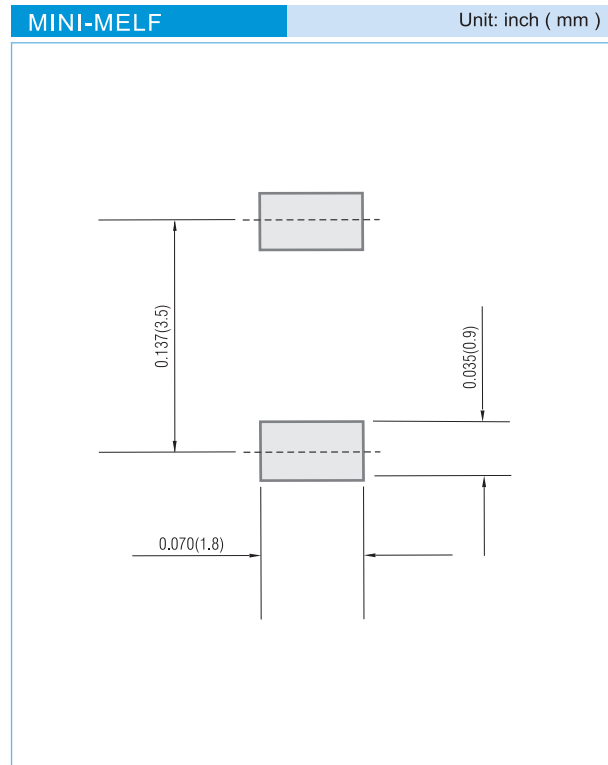


Fig.2 BREAKDOWN CHARACTERISTICS

GLZJ2.0 SERIES

MOUNTING PAD LAYOUT



ORDER INFORMATION

- Packing information
 - T/R - 10K per 13" plastic Reel
 - T/R - 2.5K per 7" plastic Reel

GLZJ2.0 SERIES

Part No_packing code_Version

GLZJ2.0_R1_10001

GLZJ2.0_R2_10001

For example :

RB500V-40_R2_00001



Packing Code XX				Version Code XXXXX		
Packing type	1 st Code	Packing size code	2 nd Code	HF or RoHS	1 st Code	2 nd ~5 th Code
Tape and Ammunition Box (T/B)	A	N/A	0	HF	0	serial number
Tape and Reel (T/R)	R	7"	1	RoHS	1	serial number
Bulk Packing (B/P)	B	13"	2			
Tube Packing (T/P)	T	26mm	X			
Tape and Reel (Right Oriented) (TRR)	S	52mm	Y			
Tape and Reel (Left Oriented) (TRL)	L	PANASERT T/B CATHODE UP (PBCU)	U			
FORMING	F	PANASERT T/B CATHODE DOWN (PBCD)	D			

GLZJ2.0 SERIES

Disclaimer

- Reproducing and modifying information of the document is prohibited without permission from Panjit International Inc..
- Panjit International Inc. reserves the rights to make changes of the content herein the document anytime without notification. Please refer to our website for the latest document.
- Panjit International Inc. disclaims any and all liability arising out of the application or use of any product including damages incidentally and consequentially occurred.
- Panjit International Inc. does not assume any and all implied warranties, including warranties of fitness for particular purpose, non-infringement and merchantability.
- Applications shown on the herein document are examples of standard use and operation. Customers are responsible in comprehending the suitable use in particular applications. Panjit International Inc. makes no representation or warranty that such applications will be suitable for the specified use without further testing or modification.
- The products shown herein are not designed and authorized for equipments requiring high level of reliability or relating to human life and for any applications concerning life-saving or life-sustaining, such as medical instruments, transportation equipment, aerospace machinery et cetera. Customers using or selling these products for use in such applications do so at their own risk and agree to fully indemnify Panjit International Inc. for any damages resulting from such improper use or sale.
- Since Panjit uses lot number as the tracking base, please provide the lot number for tracking when complaining.

X-ON Electronics

Largest Supplier of Electrical and Electronic Components

Click to view similar products for [Zener Diodes](#) category:

Click to view products by [Panjit](#) manufacturer:

Other Similar products are found below :

[MMSZ5245BS-7-F](#) [RKZ13B2KG#P1](#) [RKZ5.6B2KJ#R1](#) [EDZTE6113B](#) [EDZTE6116B](#) [EDZTE616.8B](#) [1N747A](#) [1N966B](#) [NTE5116A](#)
[NTE5121A](#) [NTE5139A](#) [NTE5147A](#) [NTE5152A](#) [NTE5155A](#) [NTE5156A](#) [NTE5164A](#) [JANS1N4974US](#) [SMAJ4764A-TP](#) [RKZ5.1BKU#P6](#)
[3SMAJ5946B-TP](#) [3SMAJ5950B-TP](#) [3SMBJ5920B-TP](#) [3SMBJ5925B-TP](#) [TDZTR24](#) [441774C](#) [MMSZ4678-TP](#) [MMSZ5232BQ-13-F](#)
[BZG04-36](#) [BZG05C9V1-HE3-TR](#) [HZM30NBTR-E](#) [UDZTE-175.1B](#) [3SMAJ5945B-TP](#) [3SMAJ5947B-TP](#) [3SMBJ5941B-TP](#) [DL4746A-TP](#)
[RKZ18B2KK#R1](#) [RKZ10B2KL#R1](#) [RKZ6.8B2KL#R1](#) [RKZ8.2B2KL#R1](#) [DZ2S240M0L](#) [SMAZ27-TP](#) [SMBZ5920B-E3/52](#) [ZMM3.0](#)
[RD16UM-T1-A](#) [RD39S-T1-A](#) [RD9.1S-T1-A](#) [RD10S-T1-A](#) [RD20S-T1-A](#) [RD2.2S-T1-A](#) [RD2.7UM-T1-A](#)